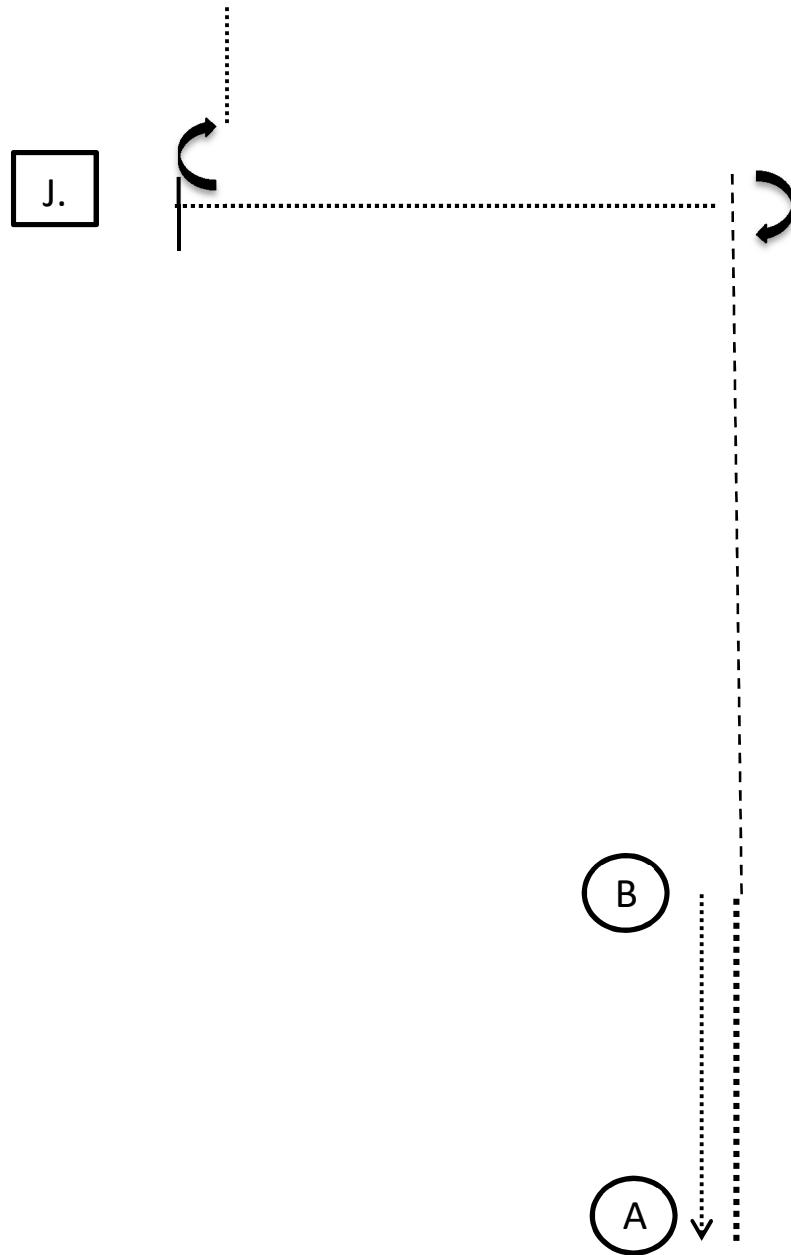


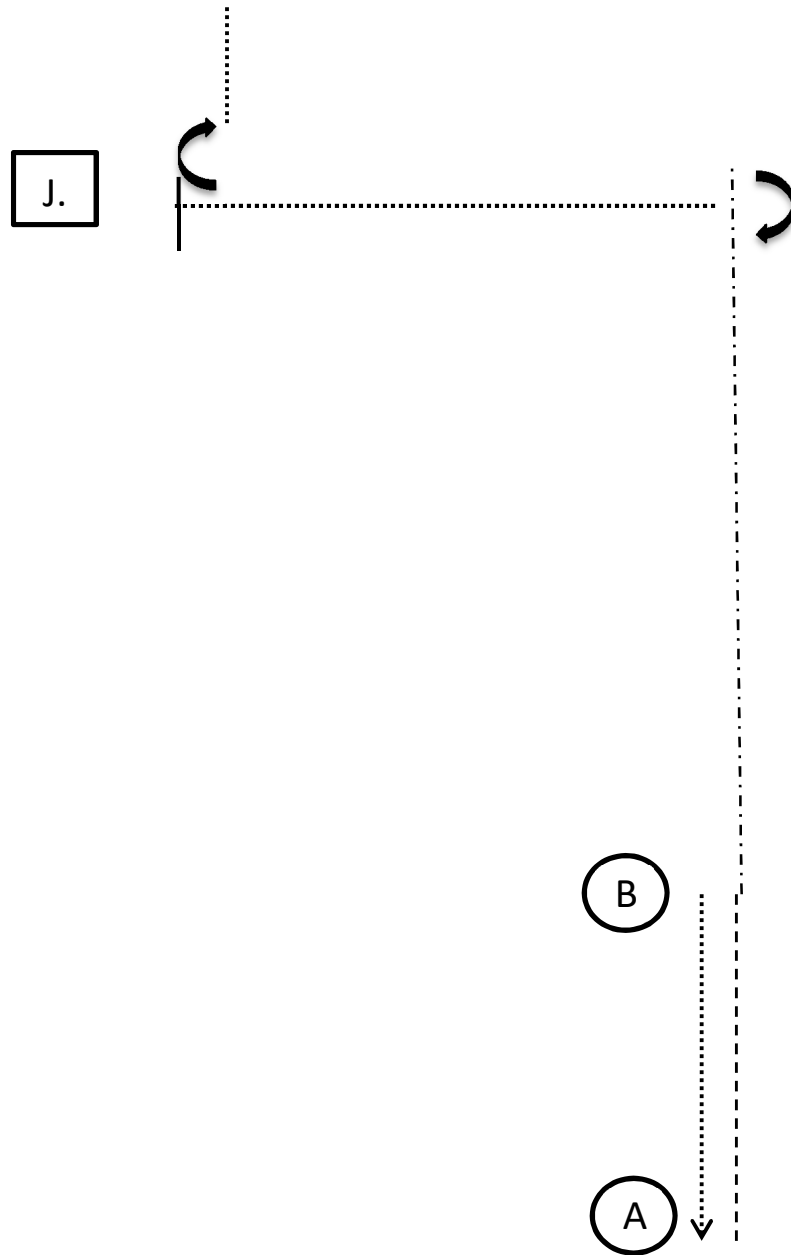
1 Showmanship at Halter Novice Youth APHA  
Weiz-Preding 2018



- 1 Be ready at B
- 2 Back to A
- 3 Walk to B
- 4 Trot until even with judge and stop

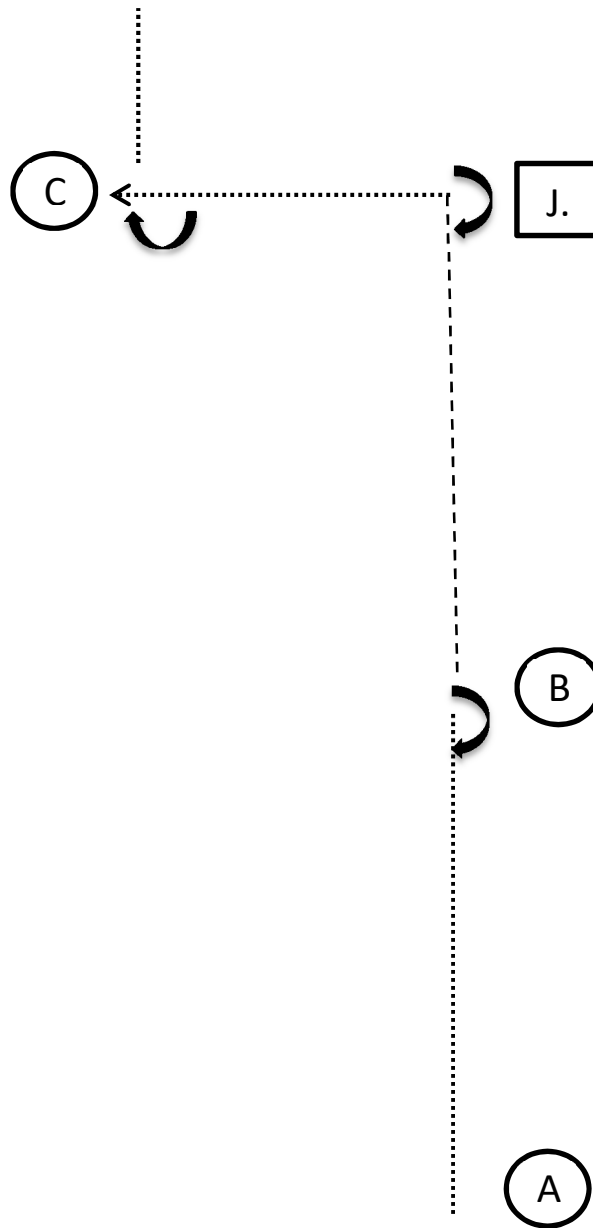
- 5 Turn 270° to the right
- 6 Walk to judge and set up for inspection
- 7 When dismissed perform a 90° turn to the right and walk straight away from the judge.

## 2 Showmanship at Halter Youth APHA Weiz-Preding 2018



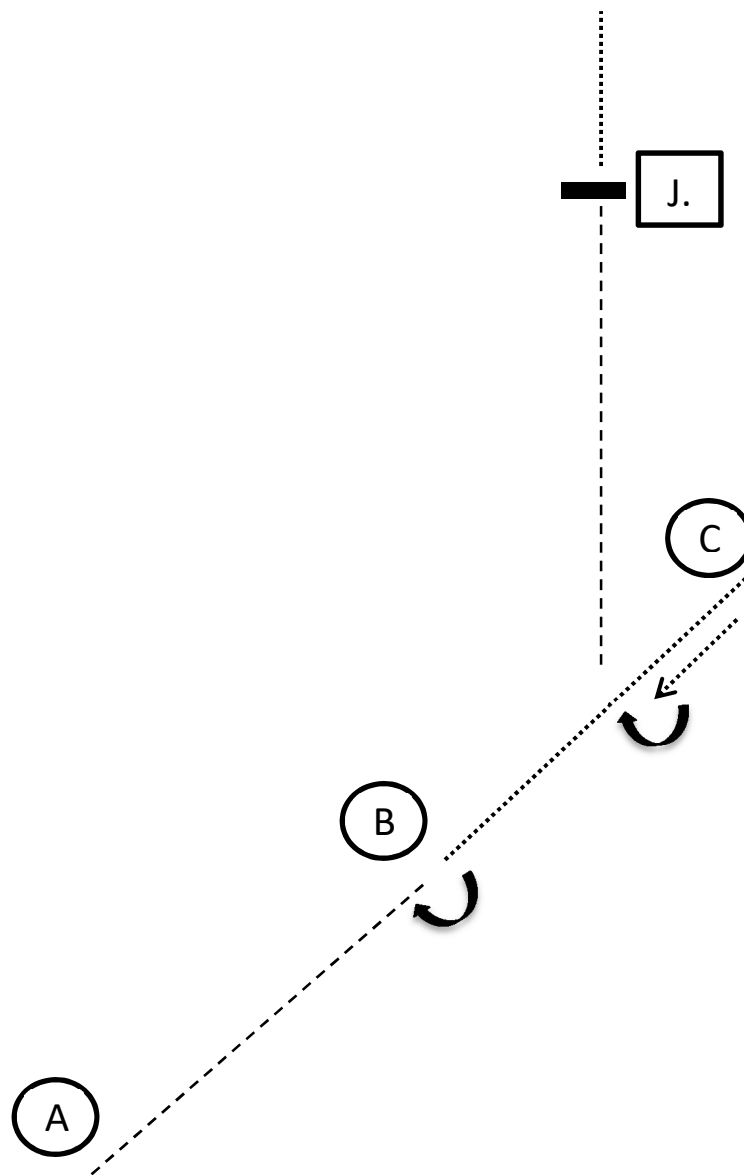
- |   |  |   |   |
|---|--|---|---|
| 1 | Be ready at B                                | 5 | Turn 270° to the right  |
| 2 | Back to A                                    | 6 | Walk to judge and set up for inspection   |
| 3 | Jog to B                                     | 7 | When dismissed perform a 90° turn to the right and walk straight away from the judge. |
| 4 | Extended trot until even with judge and stop |   |   |

### 3 Showmanship at Halter Novice Amateur APHA Weiz-Preding 2018



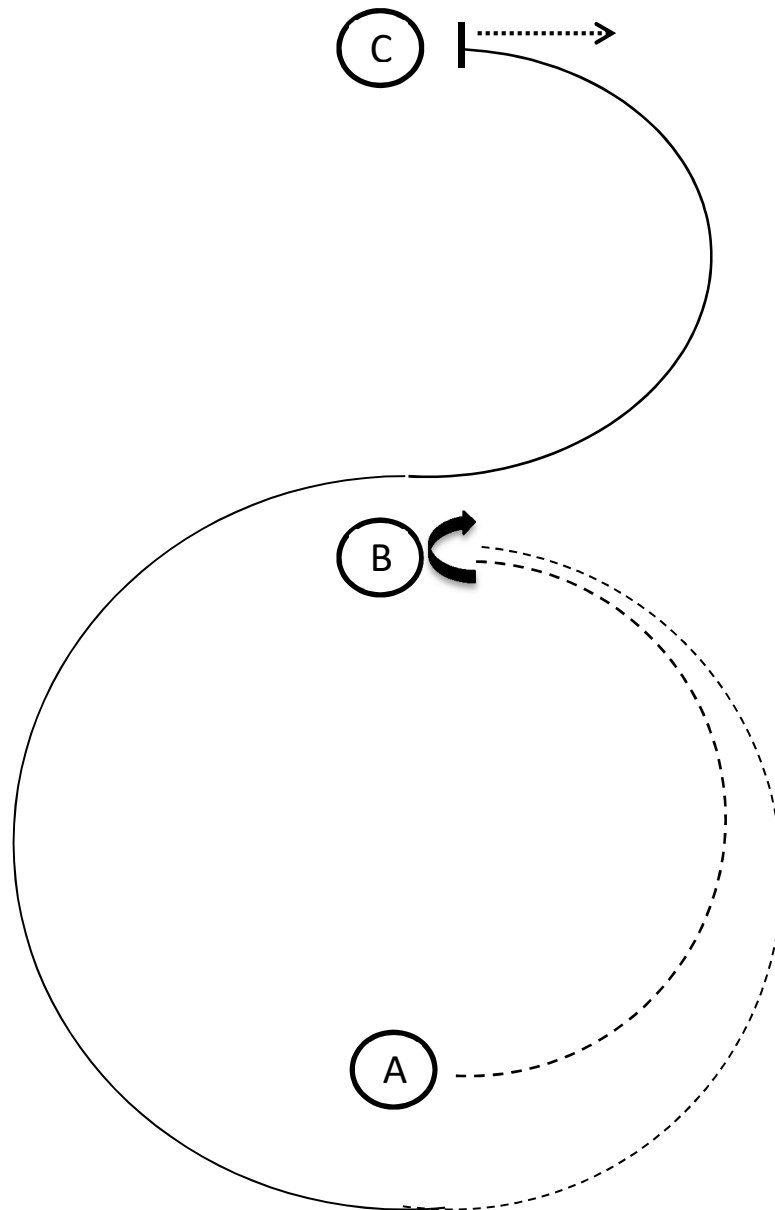
- |   |                                |   |                          |
|---|--------------------------------|---|--------------------------|
| 1 | Be ready at A                  | 6 | Set up for inspection    |
| 2 | Walk to B and stop             | 7 | When dismissed back to C |
| 3 | Perform a 260° turn            | 8 | Perform a 270° turn      |
| 4 | Trot until even with the judge | 9 | Walk away                |
| 5 | Stop and perform a 90° turn    |   |                          |

4+5 Showmanship at Halter Amateur APHA&SPB  
Weiz-Preding 2018



- |   |                                      |   |                                |
|---|--------------------------------------|---|--------------------------------|
| 1 | Be ready at A                        | 5 | Perform a 300° turn            |
| 2 | Trot from A to B                     | 6 | Trot until even with the judge |
| 3 | At B stop and perform a 360°<br>turn | 7 | Set up for inspection          |
| 4 | Walk to C, stop and back 5 steps     | 8 | When dismissed walk away       |

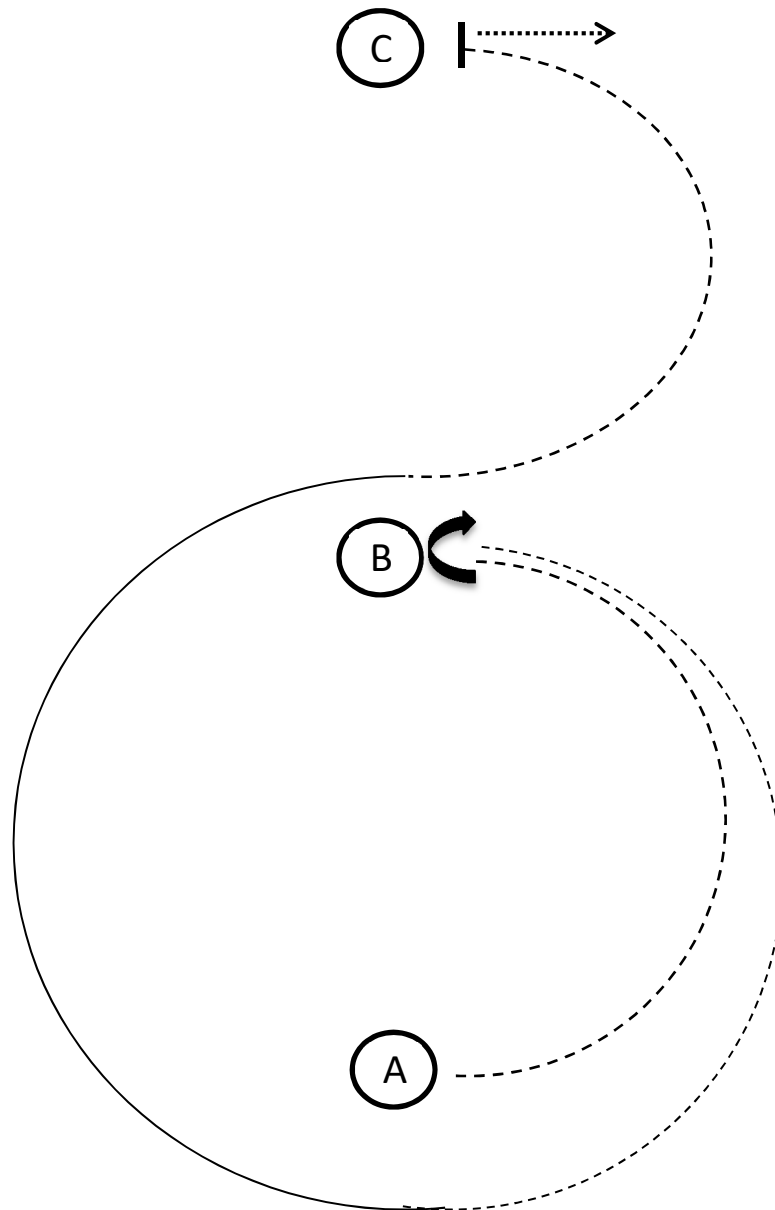
58 Hunt Seat Equitation Youth 18&under APHA  
Weiz-Preding 2018



- 1 Posting trot half circle A to B
- 2 At B stop and perform a 180° turn right on the forehand
- 3 Posting trot half circle B to A

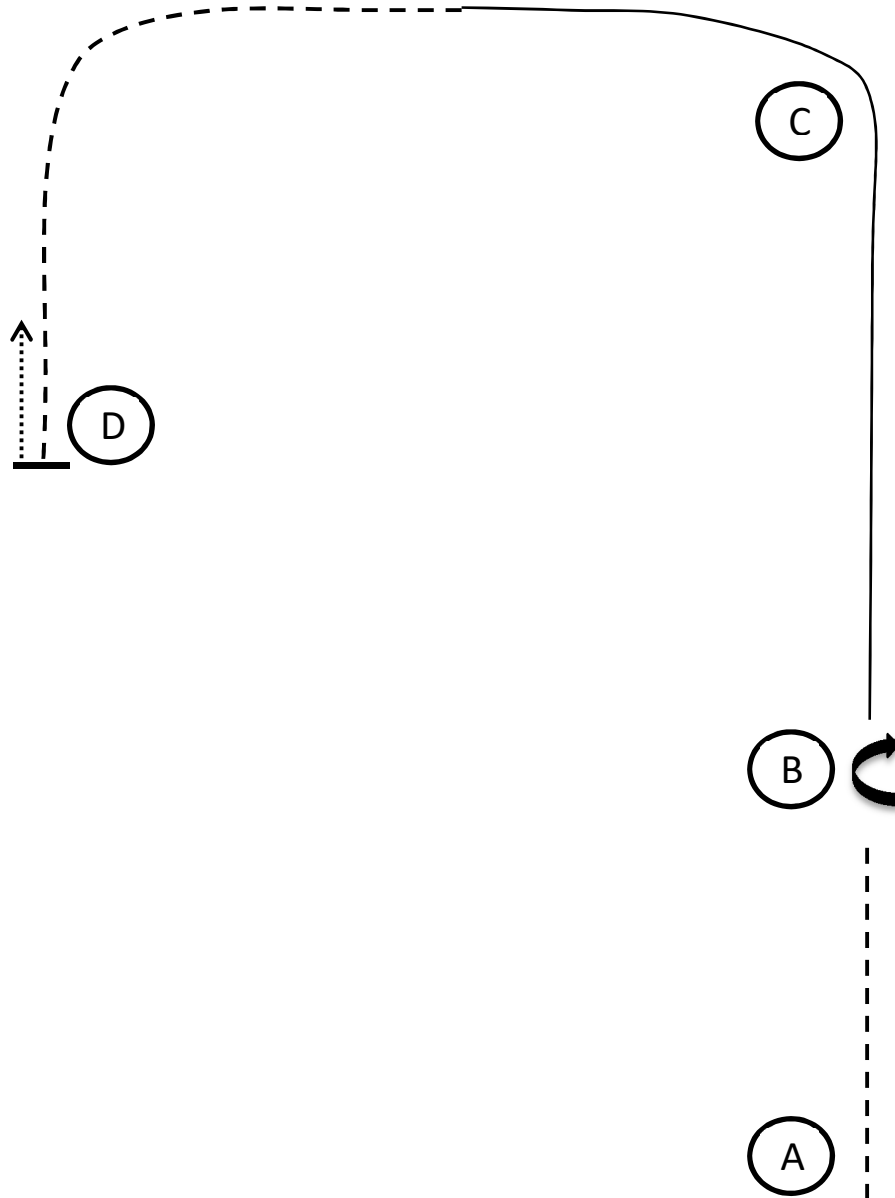
- 4 At A canter a half circle to B on the left lead
- 5 At B maintain the left lead in a half circle to C
- 6 Stop at C and back 4 steps.

59 Hunt Seat Equitation Novice Youth 18&under APHA  
Weiz-Preding 2018



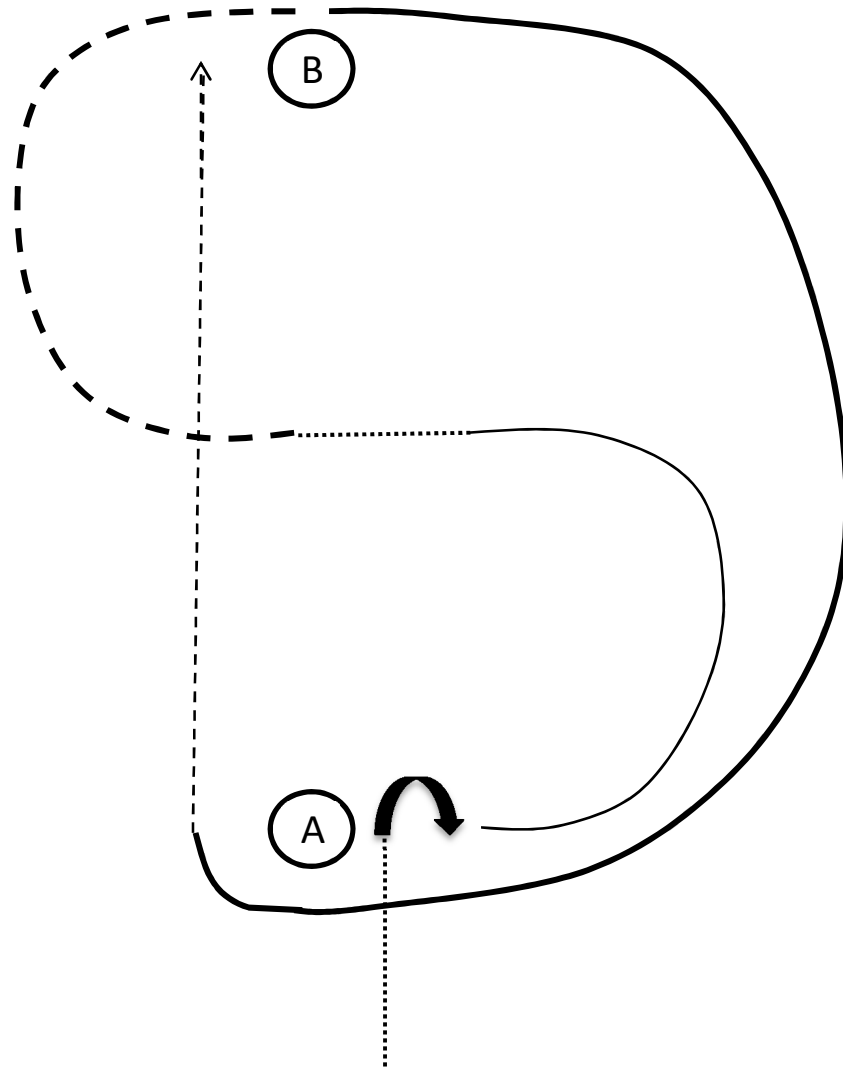
- |   |   |   |  |
|---|---|---|--|
| 1 | Posting trot half circle A to B                         | 4 | At A canter a half circle to B on the left lead            |
| 2 | At B stop and perform a 180° turn right on the forehand | 5 | At B return to posting trot and perform a half circle to C |
| 3 | Posting trot half circle B to A                         | 6 | Stop at C and back 4 steps.                                |

60 Hunt Seat Equitation Novice Amateur APHA  
Weiz-Preding 2018



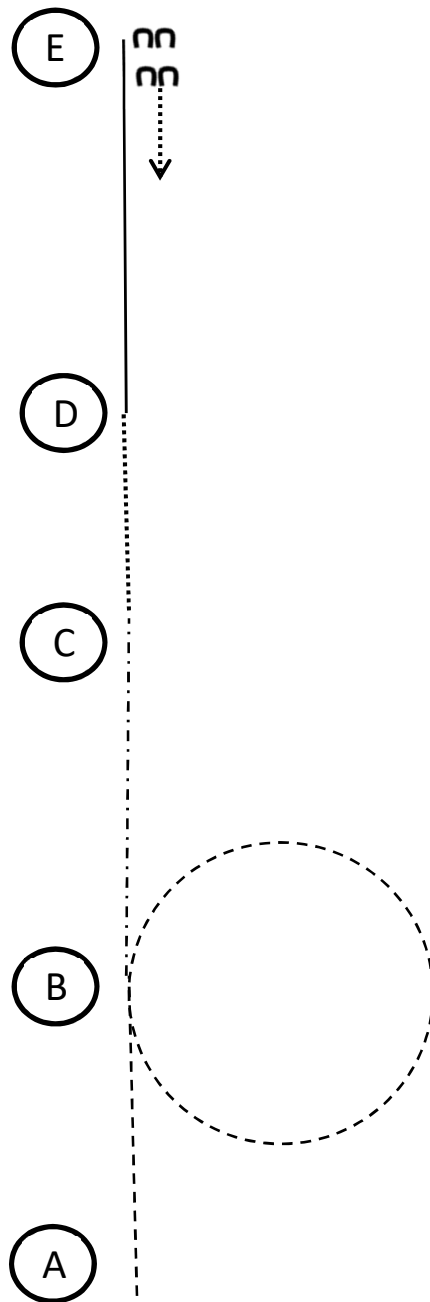
- |   |  |   |   |
|---|--|---|---|
| 1 | Be ready at A  | 4 | At B canter right lead                              |
| 2 | Posting trot on the left diagonal from A to B        | 5 | At the top of the arc transit to posting trot to D. |
| 3 | Stop at B and turn 360° to the right on the forehand | 6 | Stop and back at least one horse length             |

66 + 77 Hunt Seat Equitation Amateur APHA & SPB  
Weiz-Preding 2018



- |   |  |   |                                      |
|---|--|---|--------------------------------------|
| 1 | Walk to A                                      | 4 | Walk 2-3 horselengths                |
| 2 | Perform a 90° forehand turn to the right       | 5 | Sitting trot to B                    |
| 3 | Left lead canter to the center off the pattern | 6 | Hand lope right lead to and around A |
|   |  | 7 | Stop at B.                           |

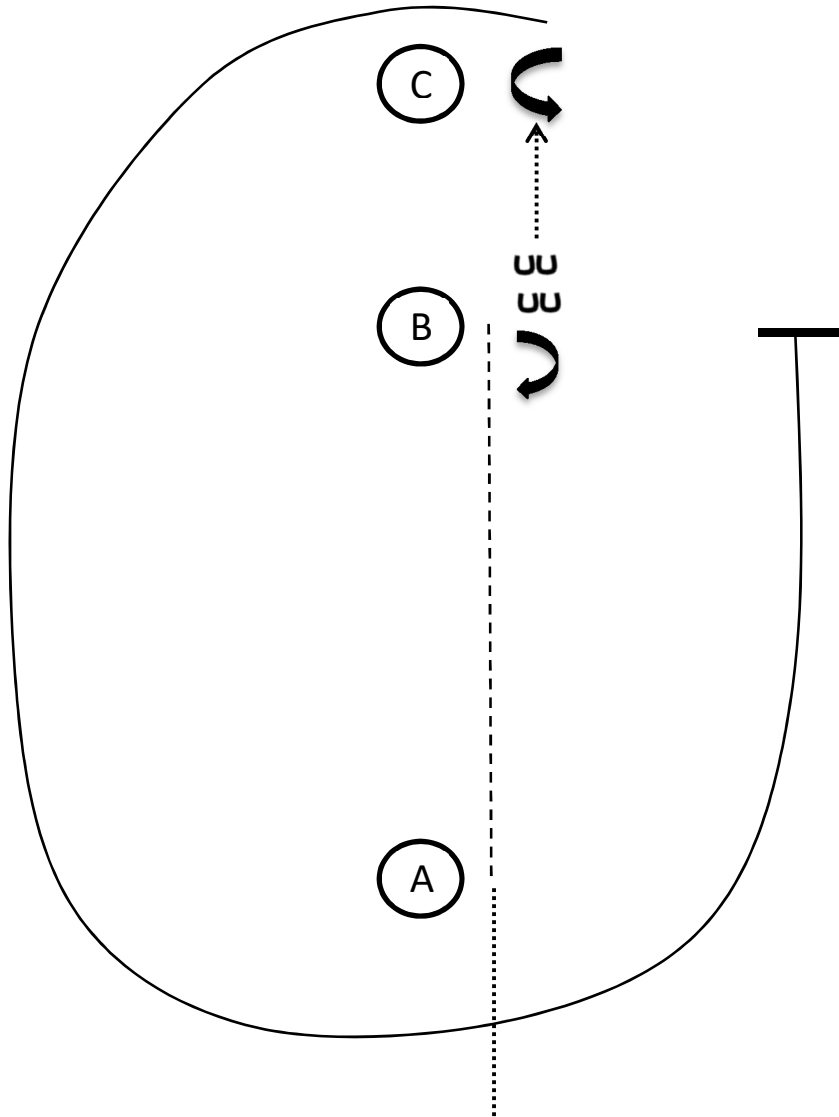




- |   |                                |   |                                      |
|---|--------------------------------|---|--------------------------------------|
| 1 | Be ready at A                  | 5 | Walk from C to D                     |
| 2 | Jog from A to B                | 6 | Lope right lead to E                 |
| 3 | Jog a circle to the right at B | 7 | Stop at E and back one horse length. |
| 4 | Extend the jog to C            |   |                                      |

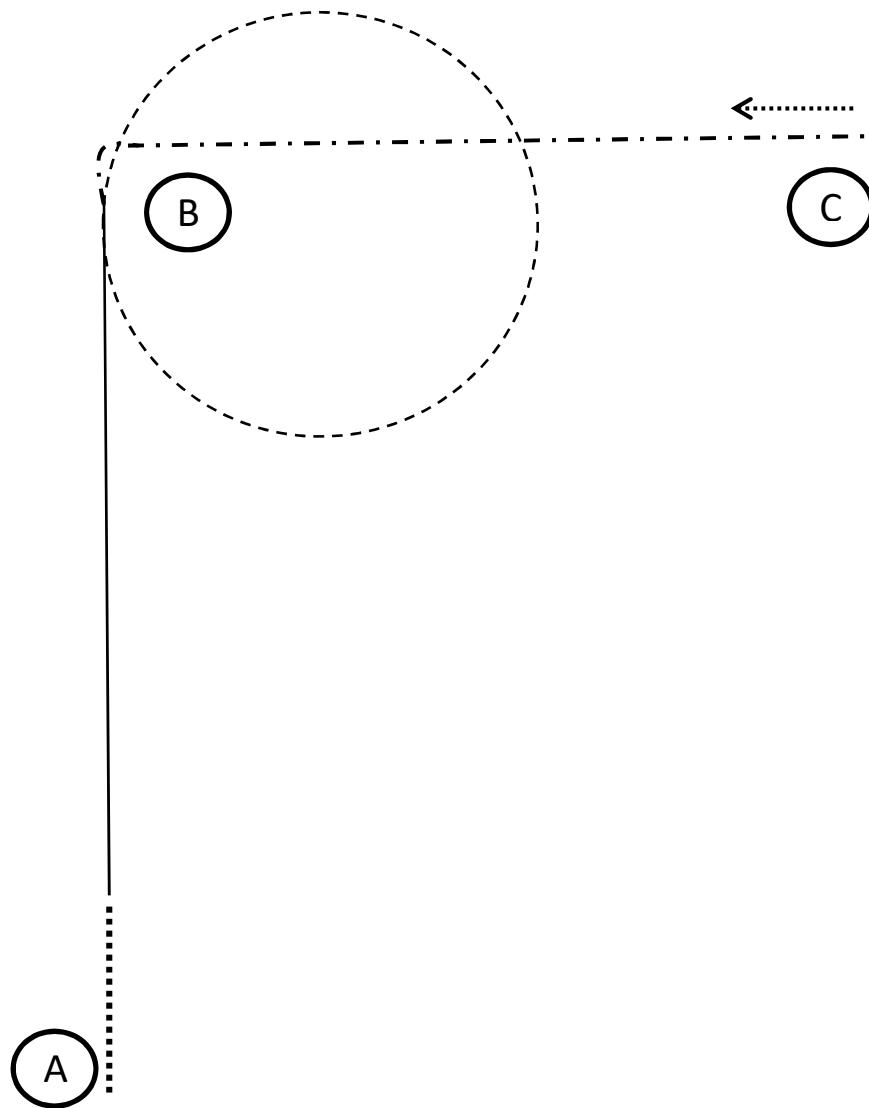


# 74 Horsemanship Amateur LZ Weiz-Preding 2018



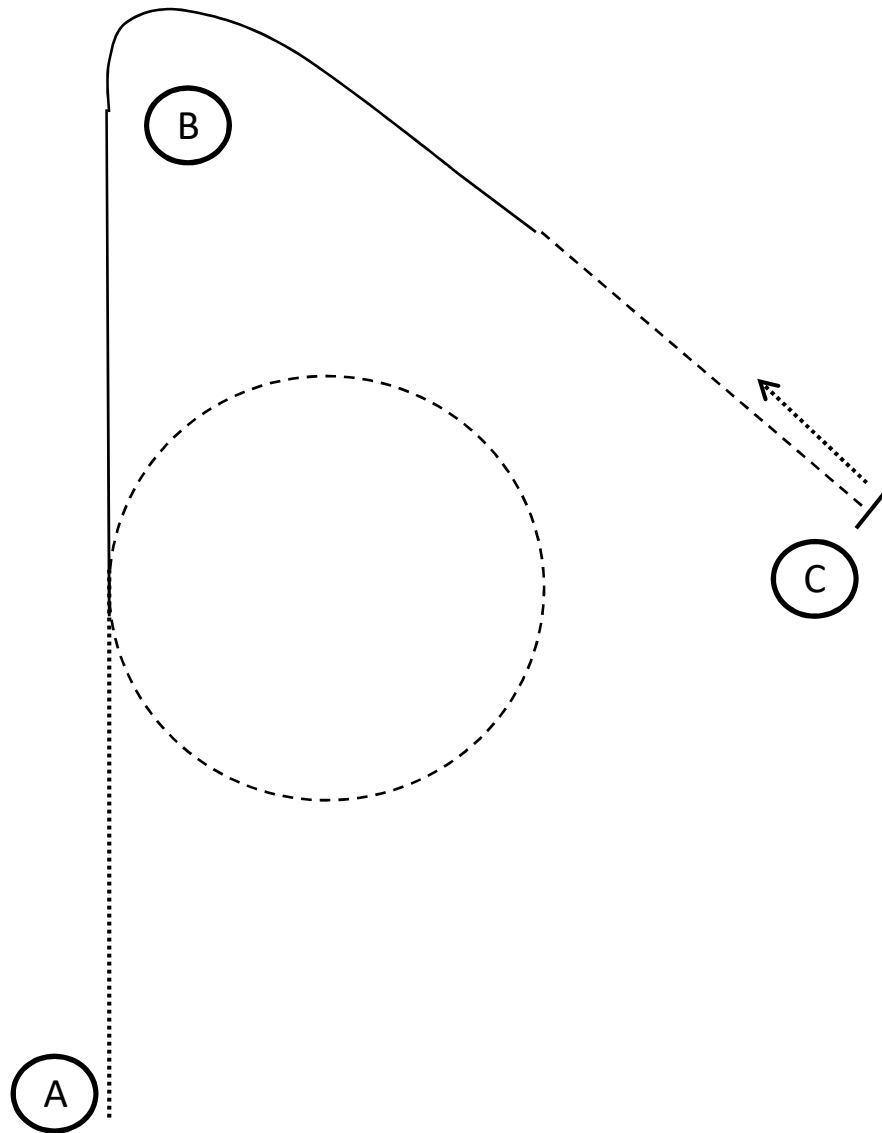
- |   |  |   |  |
|---|--|---|--|
| 1 | Walk to A                                      | 4 | Back to C                              |
| 2 | Jog from A to B                                | 5 | At C perform a 270° turn left          |
| 3 | Stop at B and perform a 180° turn to the right | 6 | Lope a circle around A, returning to B |
|   |  | 7 | Stop at B.                             |

75 Horsemanship Youth APHA 18&under  
Weiz-Preding 2018



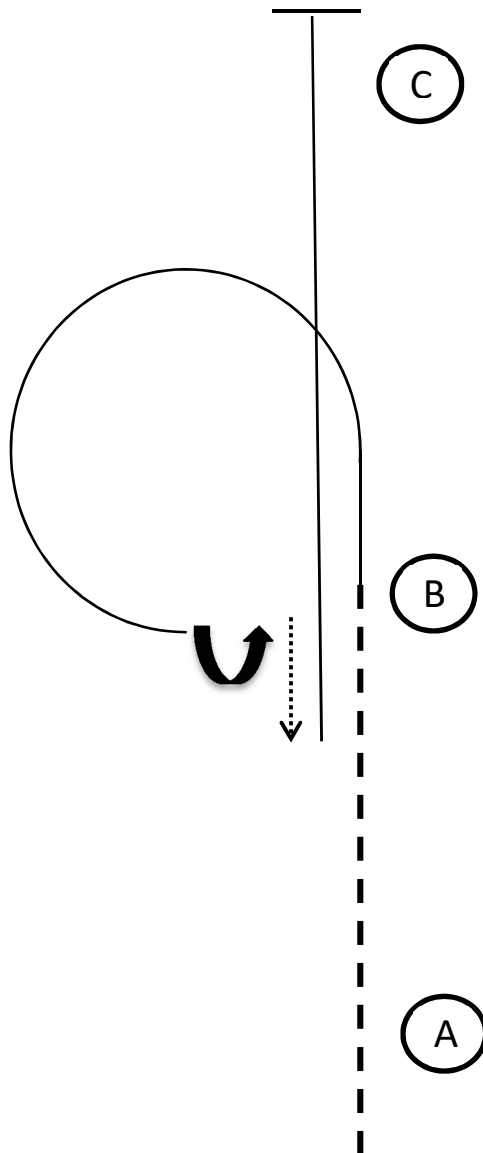
- |   |                            |   |   |
|---|----------------------------|---|---|
| 1 | At A walk one horse length | 4 | Return to B and extend the trot around B and to C |
| 2 | Right lead lope to B       | 5 | Stop at C and back up six steps                   |
| 3 | At B jog a circle          |   |   |

76 Horsemanship Novice Youth 18&under APHA  
Weiz-Preding 2018



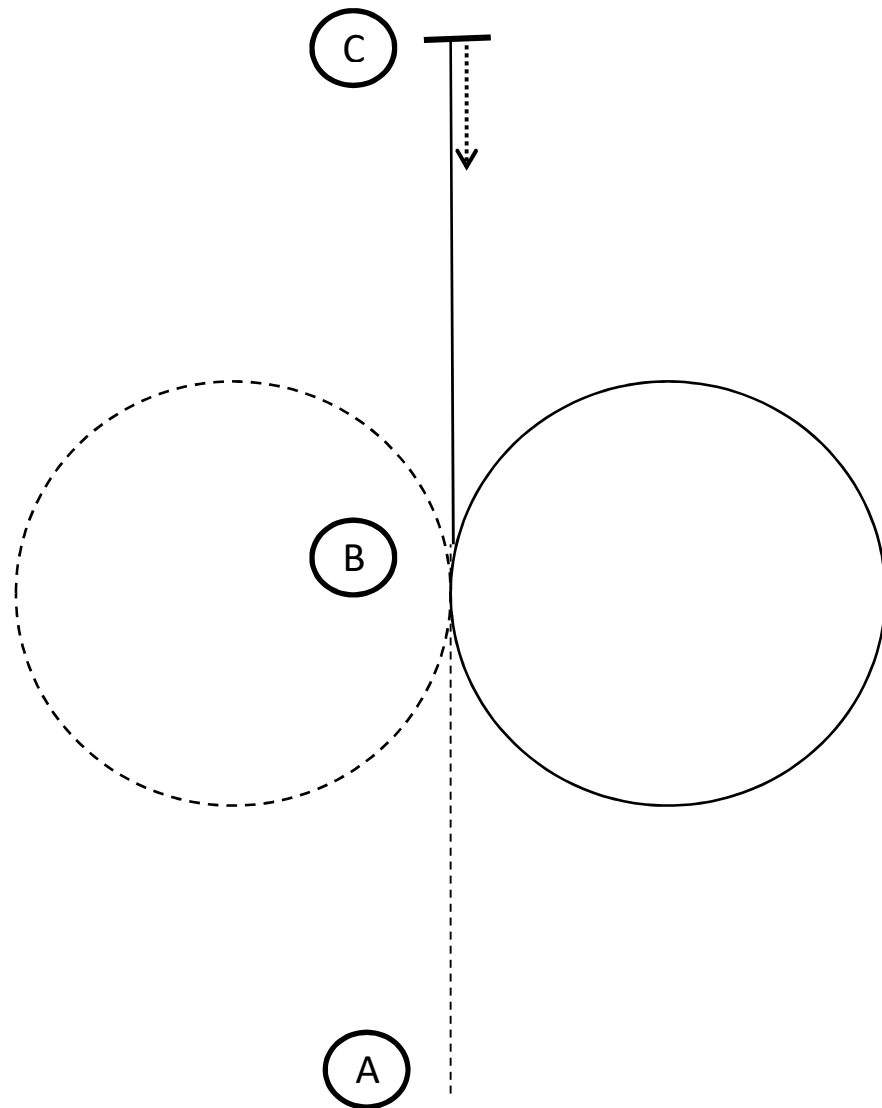
- |   |   |   |                                       |
|---|---|---|---------------------------------------|
| 1 | Be ready at A                                 | 4 | Lope to and around B and halfway to C |
| 2 | Walk from A halfway to B.                     | 5 | Break into jog to C                   |
| 3 | At B perform a circle to the right at the jog | 6 | Stop at C and back six steps          |

77 Horsemanship Novice Amateur APHA  
Weiz-Preding 2018

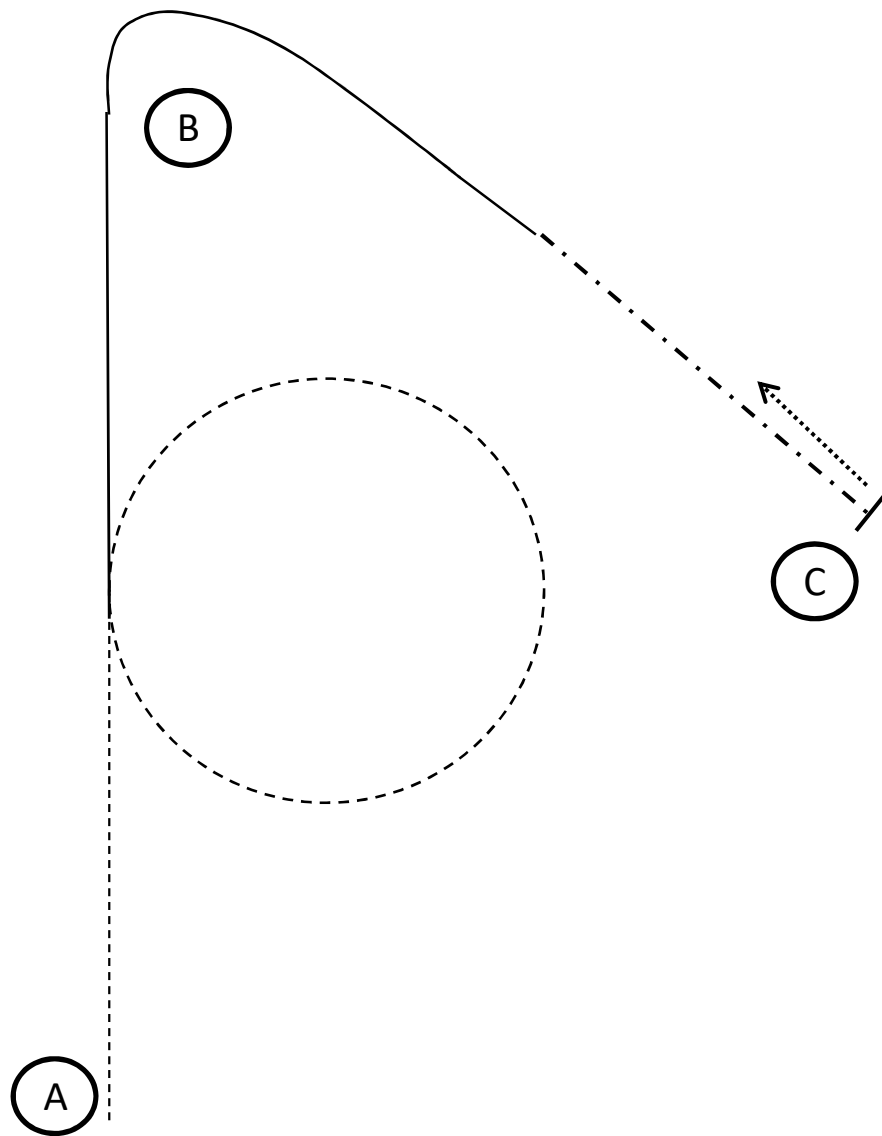


- |   |   |   |                                |
|---|---|---|--------------------------------|
| 1 | Jog one horse length before A and continue jogging to B | 4 | Turn 450° to the left.         |
| 2 | At B lope a circle left lead to B                       | 5 | Back one horse length          |
| 3 | Stop facing B   | 6 | Lope right lead to C and stop. |

111 Horsemanship Rookie LZF  
Weiz-Preding 2018

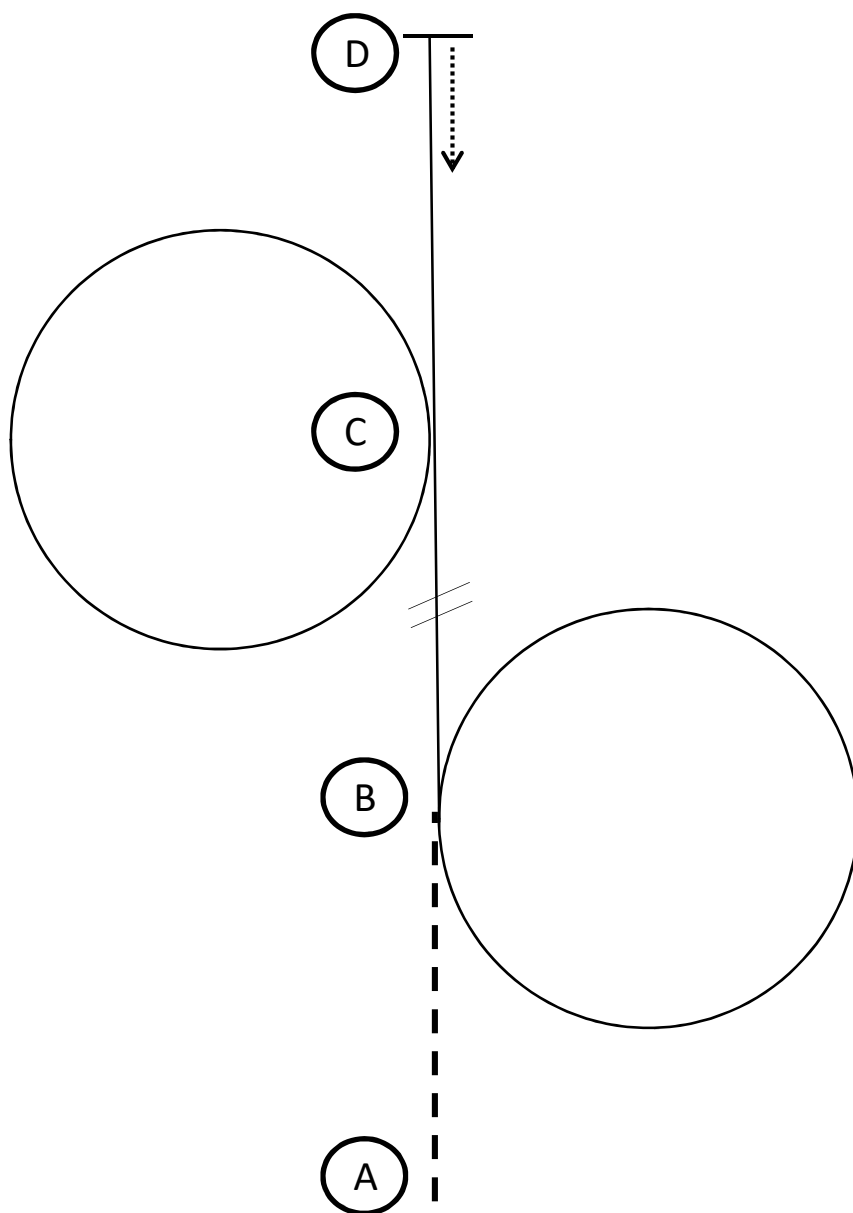


- |   |   |   |                                |
|---|---|---|--------------------------------|
| 1 | Jog A to B  | 4 | Continue the lope from B to C  |
| 2 | At B jog a circle to the left                     | 5 | Stop at C and back four steps. |
| 3 | At B lope a circle to the right on the right lead |   |                                |



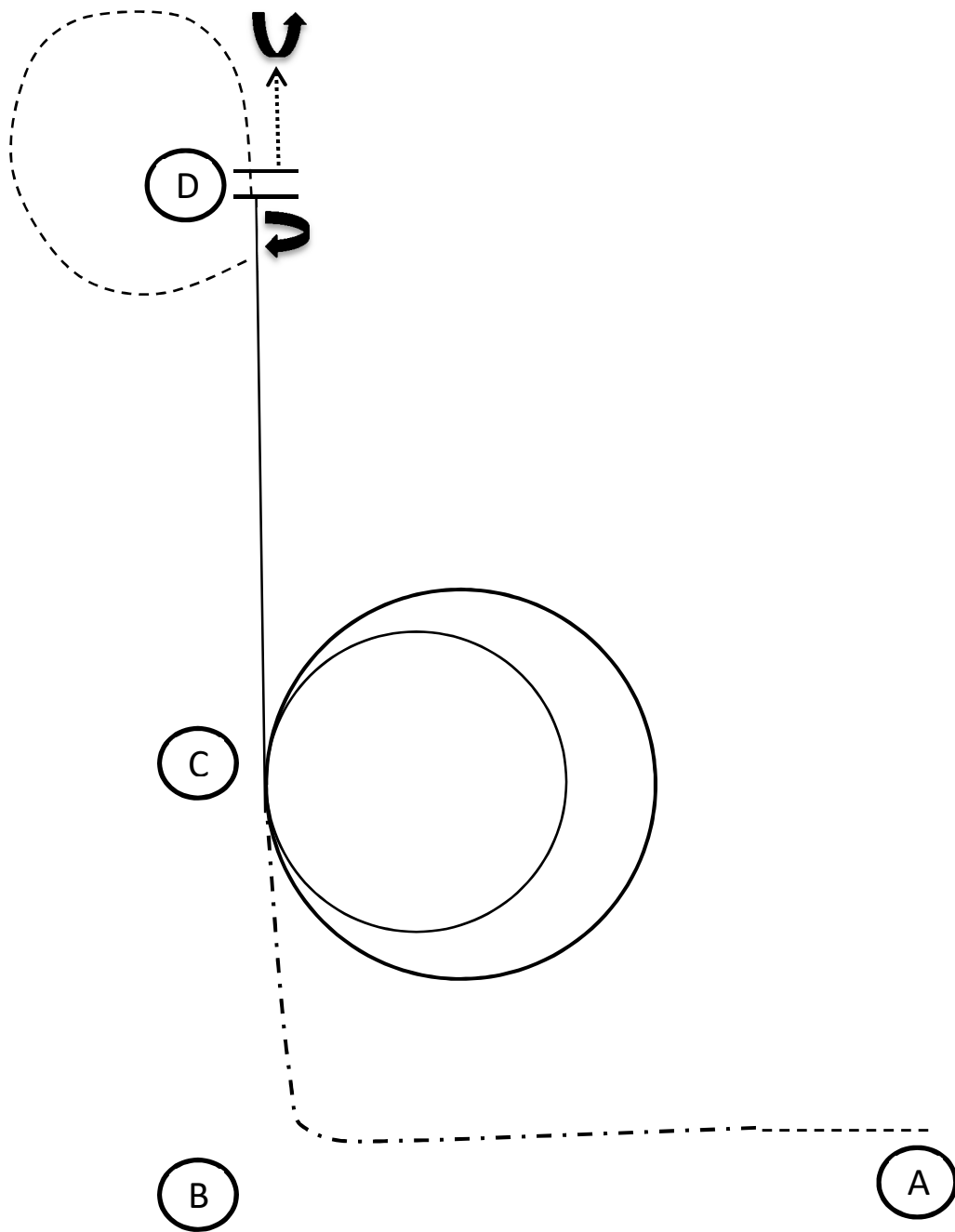
- |   |   |   |                               |
|---|---|---|-------------------------------|
| 1 | Be ready at A   | 4 | Break into extended trot to C |
| 2 | Jog from A halfway to B and perform a circle to the right | 5 | Stop at C and back six steps  |
| 3 | Lope to and around B and halfway to C                     |   |                               |

126 + 127 Horsemanship Amateur APHA&SPB  
Weiz-Preding 2018

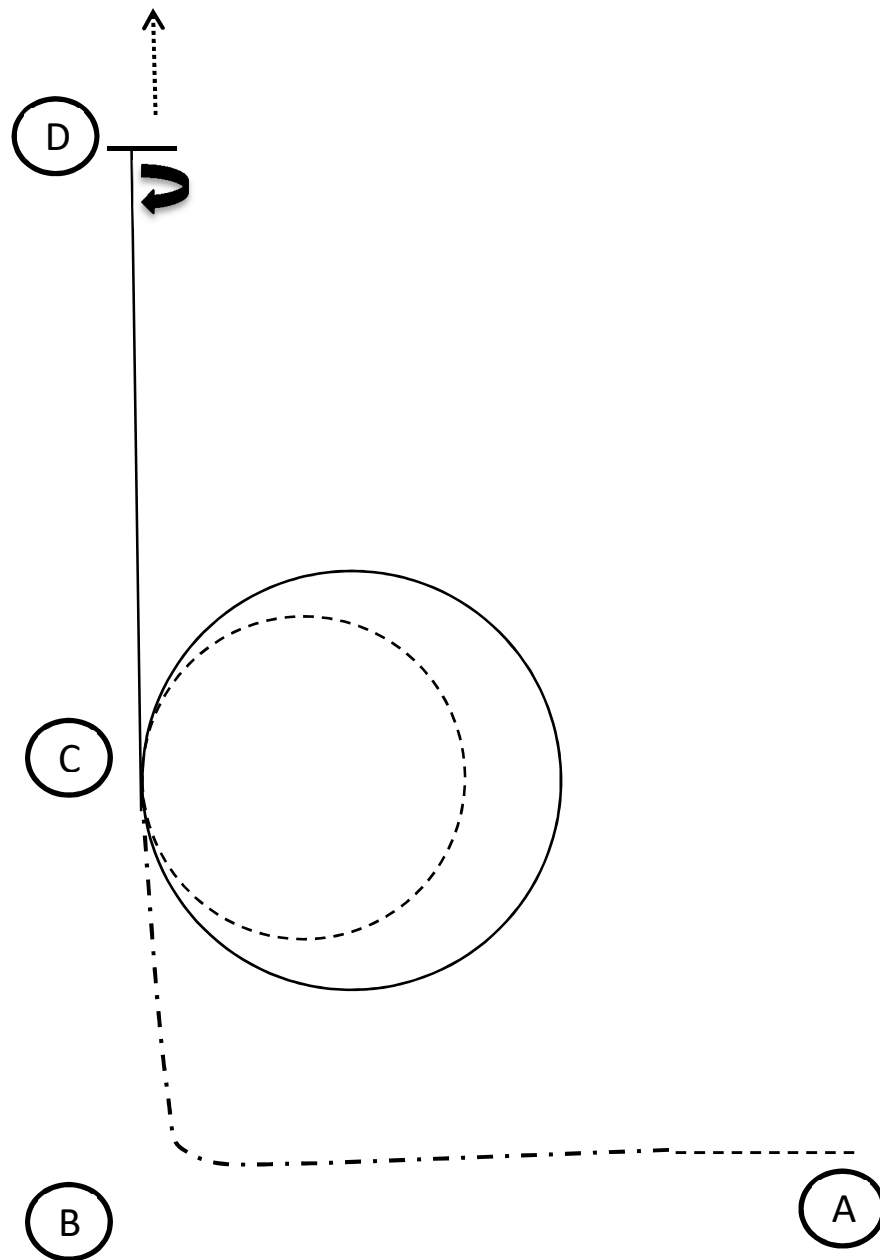


- |   |                                      |   |                                     |
|---|--------------------------------------|---|-------------------------------------|
| 1 | Be ready at                          | 5 | Lope a circle to the left at C      |
| 2 | Jog from A to B                      | 6 | Continue loping to D                |
| 3 | Lope a circle to the right at B      | 7 | Stop at D and back one horse length |
| 4 | Change leads halfway between B and C |   |                                     |





- |   |  |   |   |
|---|--|---|---|
| 1 | Jog two strides from A   | 5 | Continue on the right lead to D         |
| 2 | Extend the jog to B around the square corner to C                | 6 | Stop at D and turn 180° to the right    |
| 3 | Pick up the right lead and lope a small slow circle to the right | 7 | Jog a circle around D                   |
| 4 | Return to C and lope a large circle with speed at C              | 8 | Stop at D and back up one horse length. |
|   |  | 9 | Turn 360° to the left                   |



- |  |  |
|--|--|
| <ol style="list-style-type: none"> <li>1 Jog two strides from A</li> <li>2 Extend the jog to B around the square corner to C</li> <li>3 Jog a small circle to the right</li> <li>4 Return to C and lope a large circle at C</li> </ol> | <ol style="list-style-type: none"> <li>5 Continue on the right lead to D</li> <li>6 Stop at D and turn 180° to the right</li> <li>7 Back up at least 4 strides.</li> </ol> |
|--|--|