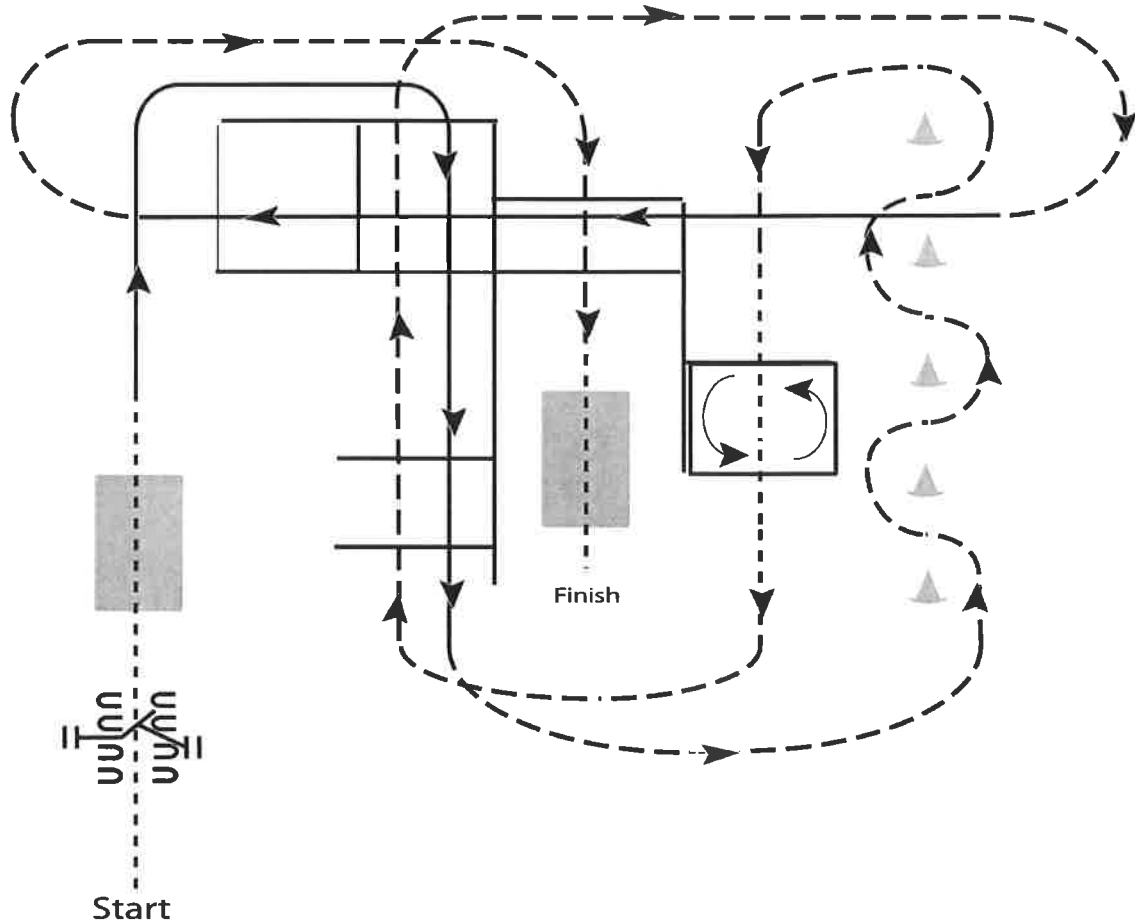


AQHA Show Wilfersdorf

Green Open AQHA

Show Date: 10-05-2019



1. Work gate with left hand.
2. Walk over bridge.
3. Lope over poles on right lead.
4. Jog through serpentine.
5. Walk into box and perform a 360 degree turn to the left. Walk out of box.
6. Jog over poles.
7. Lope over poles on the left lead
8. Jog over poles to bridge.
9. Walk over bridge to finish.

Walk	-----
Jog	- - - - -
Extended Jog	- - - - -
Lope	—————
Leg Yield	
Lead Change	— / —
Back	← ⊂ ⊂ ⊂ ⊂
Marker	⊙ B
Sidepass	← — — — — →

[T/3-49]

Pattern Provided by:

P.V. Performance Horses

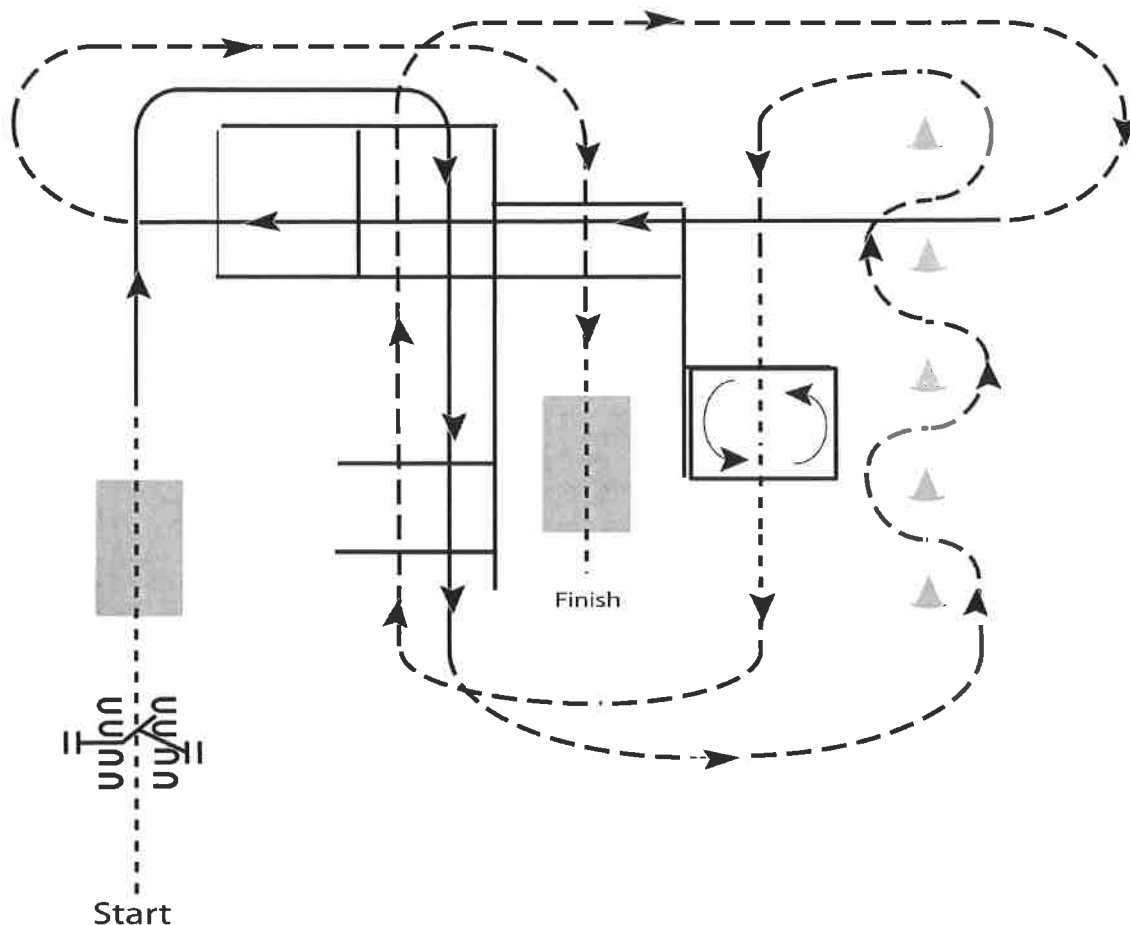
WWW.HORSESHOWPATTERNS.COM

WWW.HORSESHOWPATTERNS.COM

AQHA Show Wilfersdorf

Trail Amateur AQHA

Show Date: 10-05-2019



1. Work gate with left hand.
2. Walk over bridge.
3. Lope over poles on right lead.
4. Jog through serpentine.
5. Walk into box and perform a 360 degree turn to the left. Walk out of box.
6. Jog over poles.
7. Lope over poles on the left lead
8. Jog over poles to bridge.
9. Walk over bridge to finish.

Walk	-----
Jog	- - - - -
Extended Jog	- - - - -
Lope	—————
Leg Yield	
Lead Change	— / —
Back	← ← ← ← ←
Marker	Ⓚ
Sidepass	← — — — — →

[T/3-49]

Pattern Provided by:

P.V. Performance Horses

www.horsepatterns.com

www.horsepatterns.com

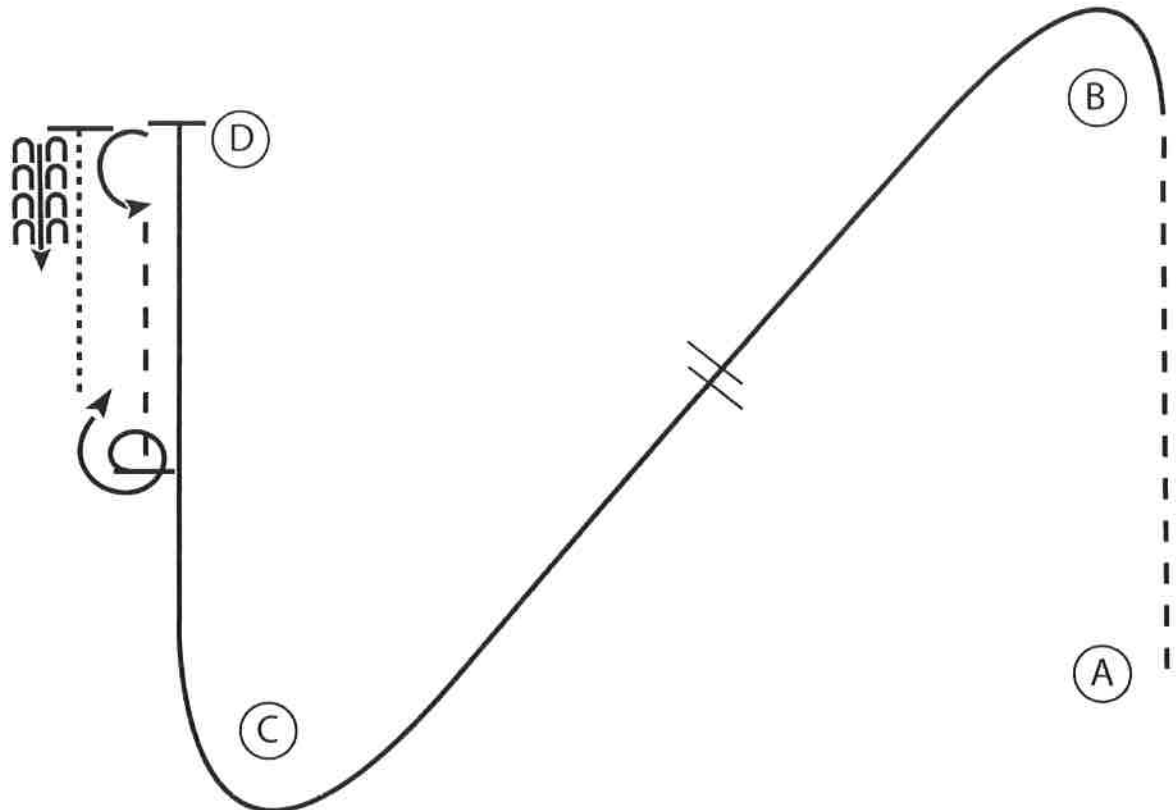
AQHA Show Wilfersdorf

Horsemanship Youth AQHA

Show Date: 10-05-2019

WWW.HORSESHOWPATTERNS.COM

WWW.HORSESHOWPATTERNS.COM



1. Extended the jog A to B
2. At B lope on the left lead towards C
3. Halfway between B and C perform a lead change
4. Lope on the right lead to and around C to D
5. At D stop and perform a 180 degree turn to the left on the hindquarters
6. Jog towards C
7. When halfway to C stop and perform a 540 degree turn to the right
8. Walk to D
9. At D stop and back three steps

Walk
Jog	-----
Extended Jog	-----
Lope	—————
Leg Yield	
Lead Change	⚡
Back	←←← ←←←
Marker	(B)
Sidepass	←←←

[WH/2-48]

Pattern Provided by:
P.V. Performance Horses

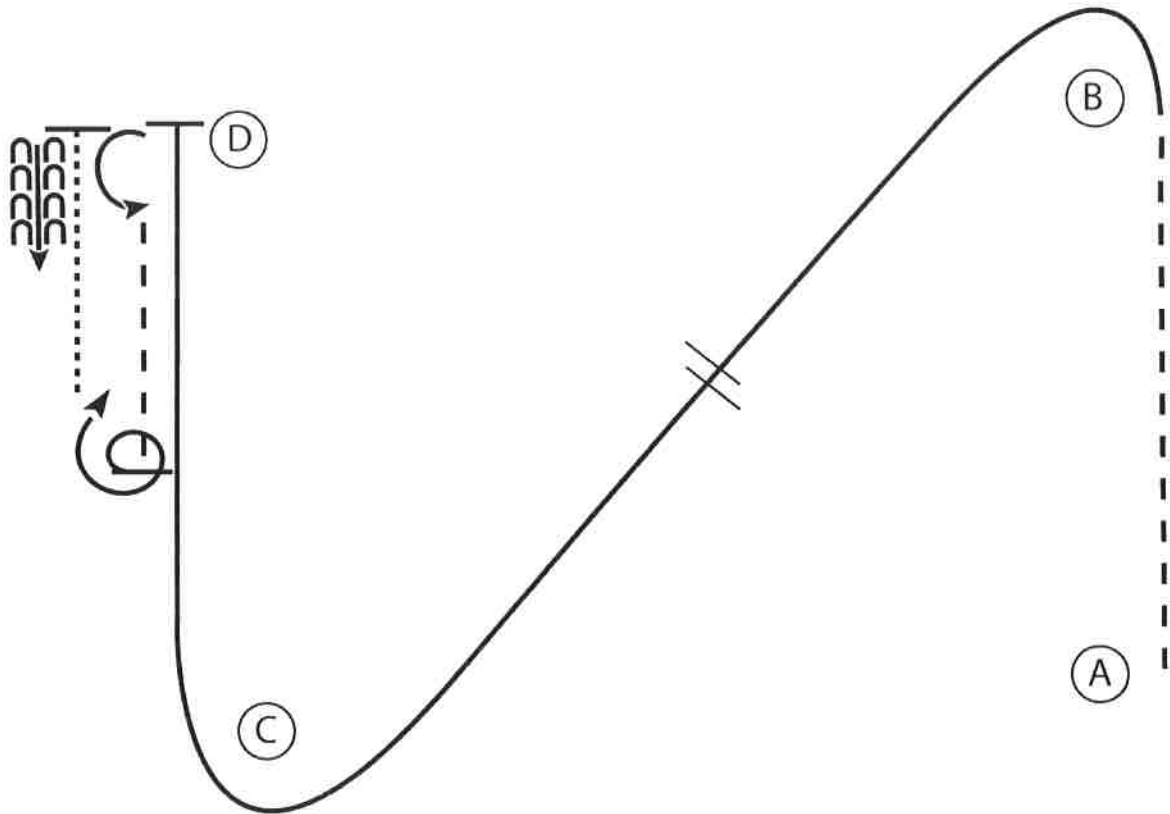
AQHA Show Wilfersdorf

Horsemanship Amateur AQHA

Show Date: 10-05-2019

W W W . H O R S E S H O W P A T T E R N S . C O M

W W W . H O R S E S H O W P A T T E R N S . C O M



1. Extended the jog A to B
2. At B lope on the left lead towards C
3. Halfway between B and C perform a lead change
4. Lope on the right lead to and around C to D
5. At D stop and perform a 180 degree turn to the left on the hindquarters
6. Jog towards C
7. When halfway to C stop and perform a 540 degree turn to the right
8. Walk to D
9. At D stop and back three steps

Walk
Jog	-----
Extended Jog	-----
Lope	—————
Leg Yield	
Lead Change	—/—
Back	←←←←←
Marker	⊙
Sidepass	←←←←←

[WH/2-48]

Pattern Provided by:

P.V. Performance Horses

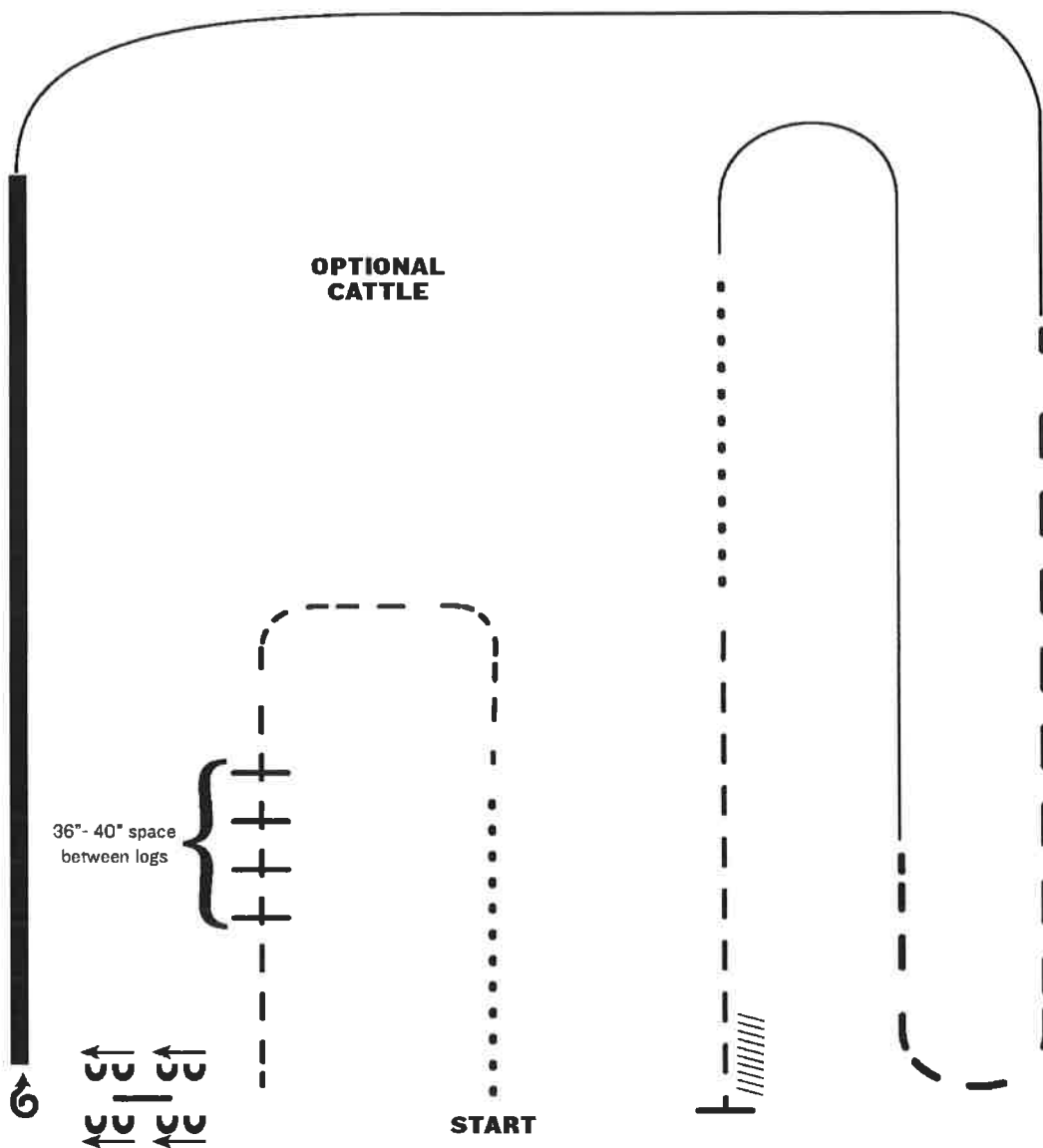
AQHA Show Wilfersdorf

Ranch Riding Amateur AQHA

Show Date: 10-05-2019

WWW.HORSESHOWPATTERNS.COM

WWW.HORSESHOWPATTERNS.COM



1. Walk
2. Trot
3. Trot logs
4. Side pass right
5. 1 1/2 turns right
6. Extended lope (right lead)
7. Lope right lead
8. Extended trot
9. Lope left lead
10. Walk
11. Trot
12. Stop and back

Note: The drawn description of this pattern is only intended for the general depiction of the pattern. Exhibitors should utilize the arena space to best exhibit their horses.

[RR/AQHA-12]

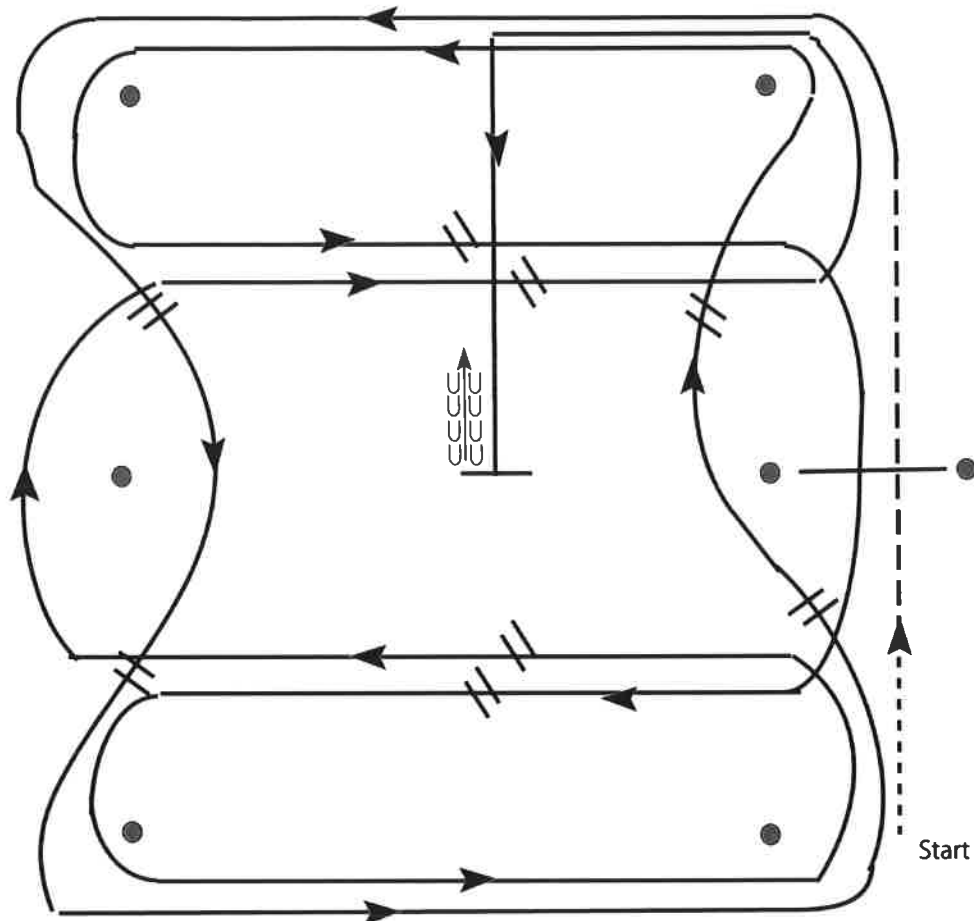
Pattern Provided by:

P.V. Performance Horses

AQHA Show Wilfersdorf

Western Riding Green Open AQHA & Open

Show Date: 10-05-2019



1. Walk, transition to jog, jog over log.
2. Transition to the lope, on the left lead.
3. First line change.
4. Second line change.
5. Third line change.
6. Fourth line change.
7. First crossing change.
8. Lope over the log.
9. Second crossing change.
10. Third crossing change.
11. Fourth crossing change.
12. Lope, stop and back.

[WR/OP-5]

Pattern Provided by:

P.V. Performance Horses