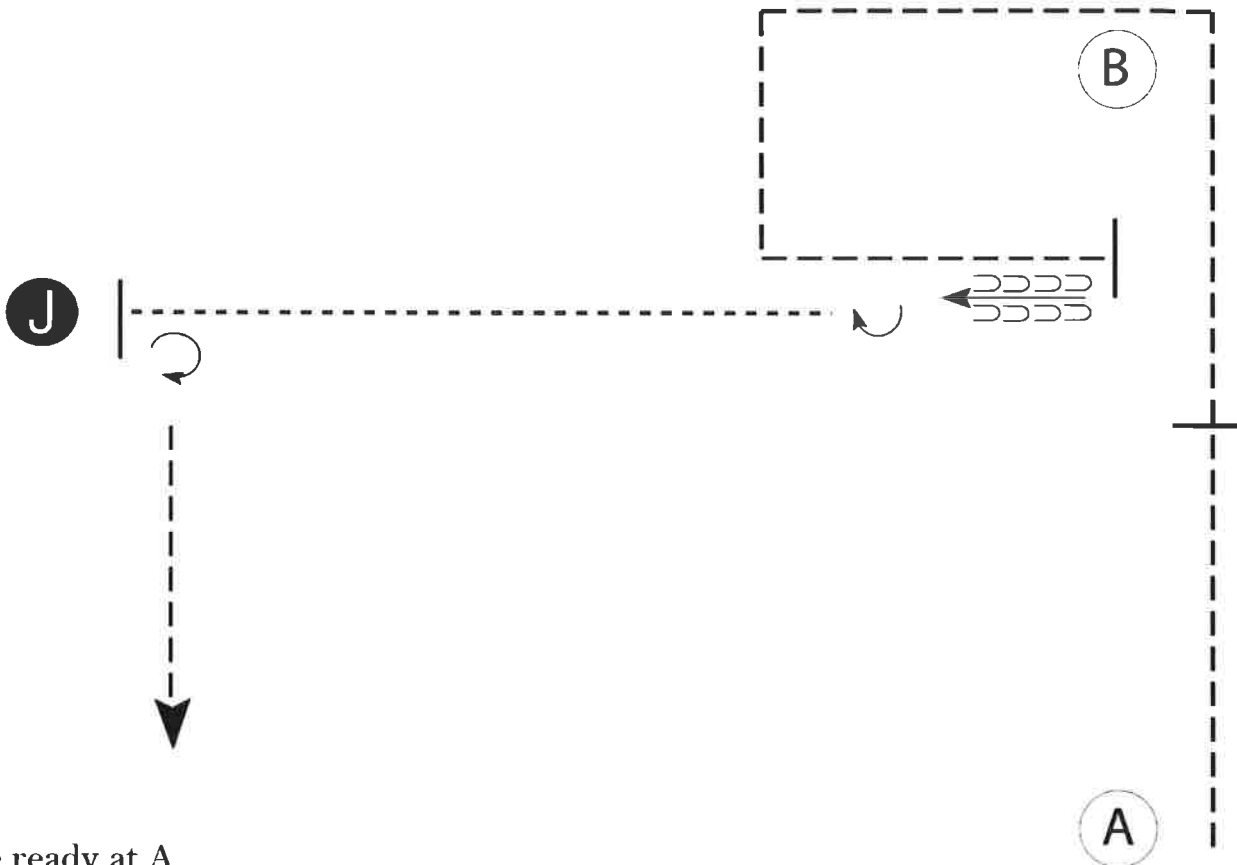


AQHA Show Wilfersdorf

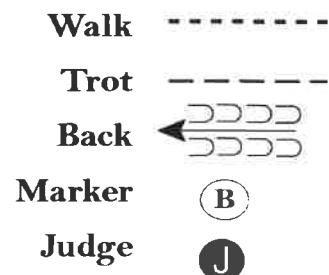
Showmanship Youth AQHA

Show Date: 10-05-2019



Be ready at A.

1. Trot halfway to B and stop.
2. Resume the trot, and trot a rectangle around B and stop even with B.
3. Back approximately one horse length and perform a 180 degree turn.
4. Walk to the Judge and stop.
5. Set up for inspection.
6. When dismissed, perform a 270 degree turn and trot to exit.
7. Pattern is complete once you have trotted more than one horse length away from Judge.



[S/2-98]

Pattern Provided by:

P.V. Performance Horses

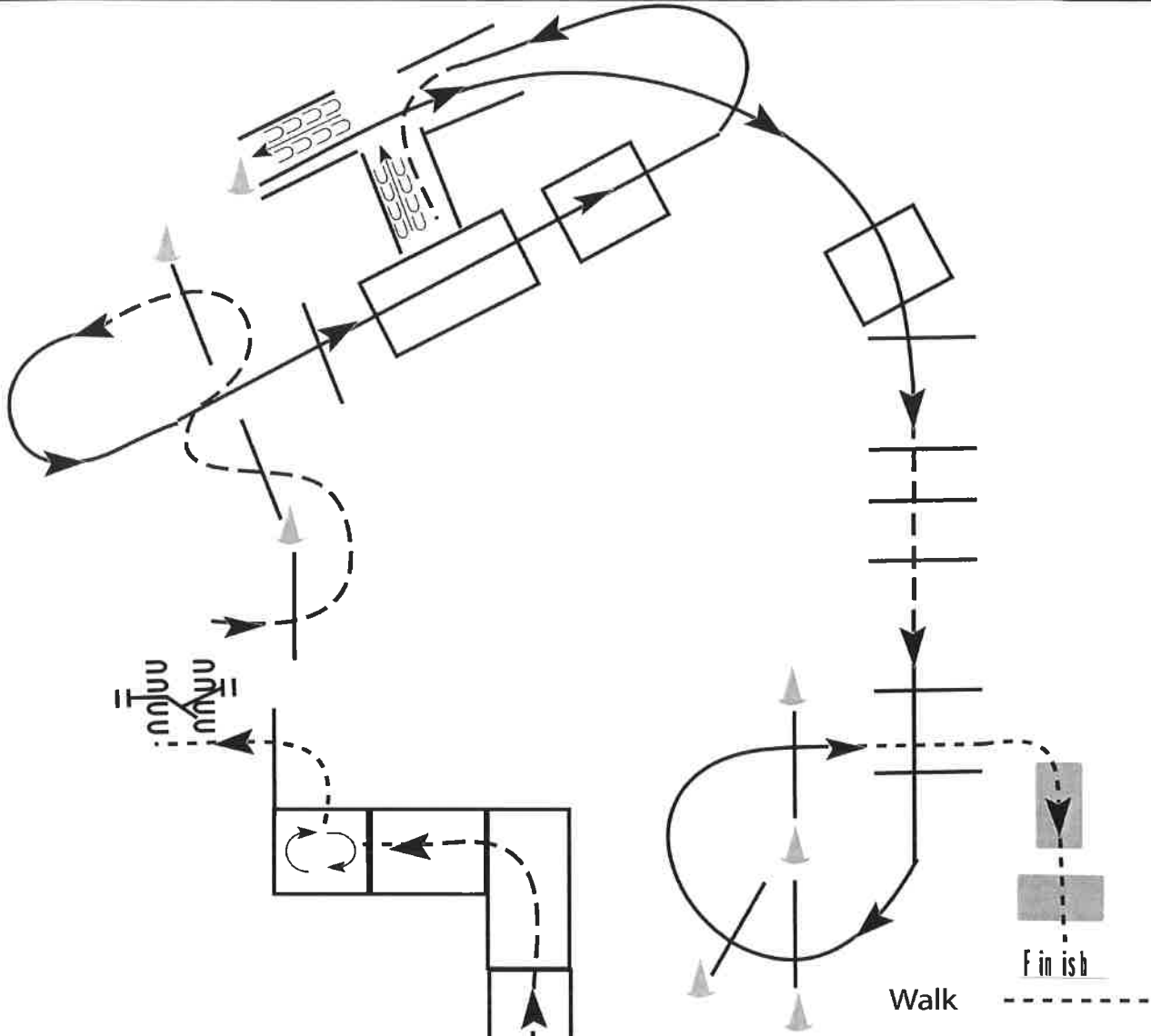
AQHA Show Wilfersdorf

Trail Youth AQHA

Show Date: 10-05-2019

www.horsepatterns.com

www.horsepatterns.com



1. Jog over poles and into box
2. Turn 1 1/4 turn in the box to the right
3. Walk out of box and to gate; work gate
4. Jog over poles
5. Lope on the left lead over poles and jog into chute; back the L
6. Lope on the right lead out of chute and over poles
7. Jog over three poles
8. Lope on the right lead over poles
9. Walk over bridges to finish

- | | |
|--------------|---------|
| Walk | ----- |
| Jog | ----- |
| Extended Jog | ----- |
| Lope | ----- |
| Leg Yield | |
| Lead Change | ↘ |
| Back | ←←← |
| Marker | (B) |
| Sidepass | ←-----→ |

[T/3-16]

Pattern Provided by:

P.V. Performance Horses

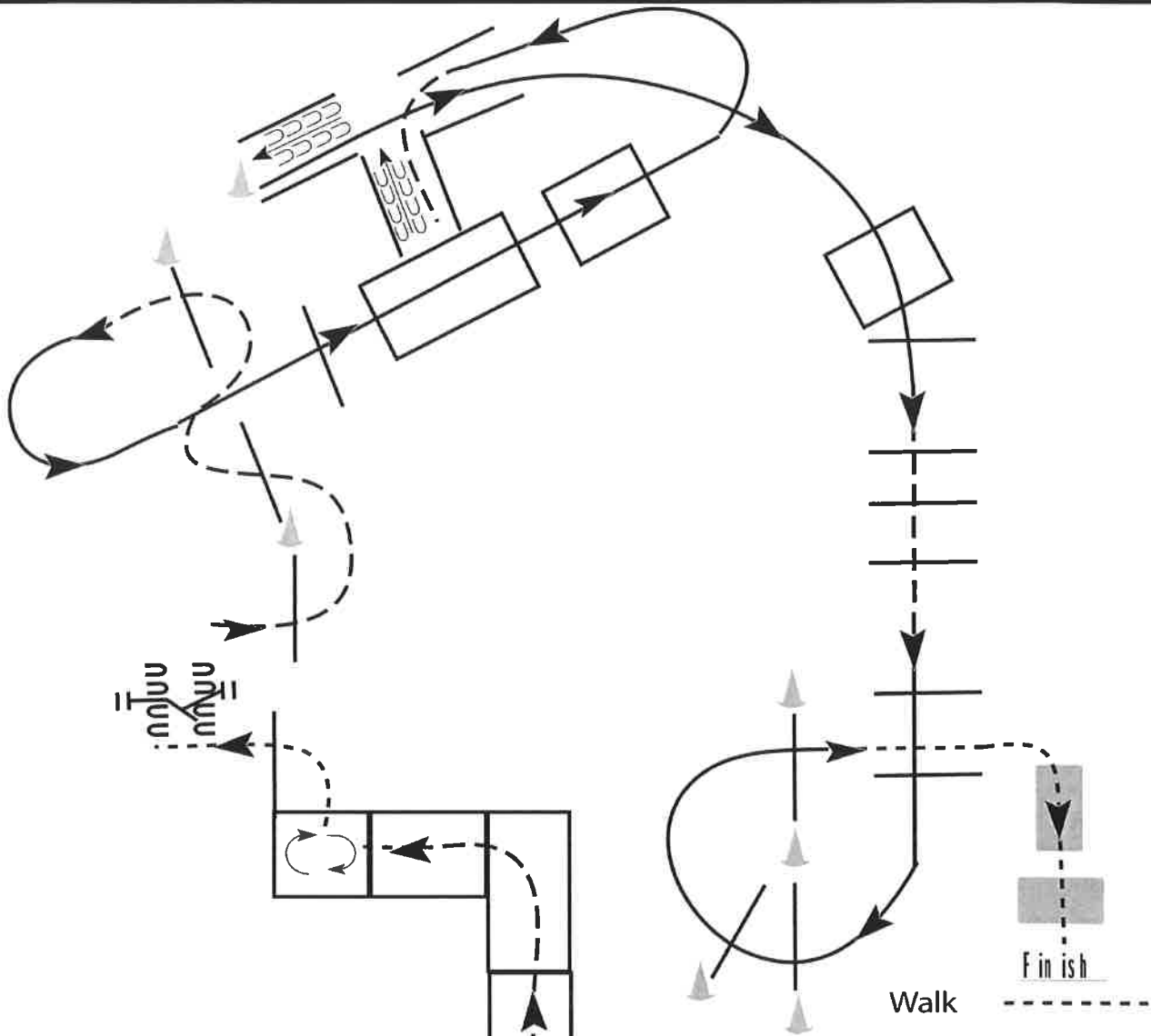
AQHA Show Wilfersdorf

Trail All Ages Open AQHA

Show Date: 10-05-2019

WWW.HORSESHOWPATTERNS.COM

WWW.HORSESHOWPATTERNS.COM



1. Jog over poles and into box
2. Turn 1 1/4 turn in the box to the right
3. Walk out of box and to gate; work gate
4. Jog over poles
5. Lope on the left lead over poles and jog into chute; back the L
6. Lope on the right lead out of chute and over poles
7. Jog over three poles
8. Lope on the right lead over poles
9. Walk over bridges to finish

Walk	-----
Jog	- - - - -
Extended Jog	-----
Lope	_____
Leg Yield	
Lead Change	↗ ↘
Back	←←←
Marker	(B)
Sidepass	←-----→

[T/3-16]

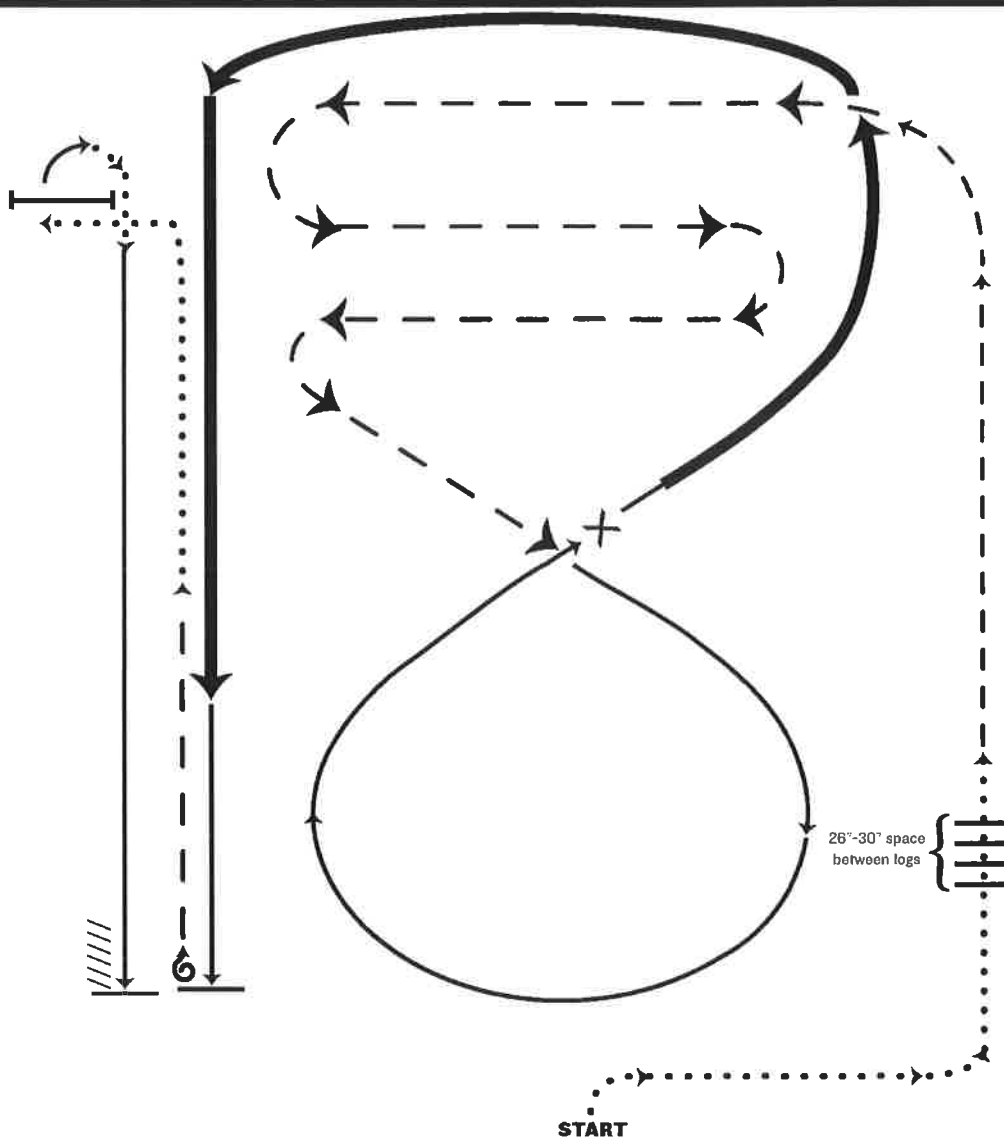
Pattern Provided by:

P.V. Performance Horses

AQHA Show Wilfersdorf

Ranch Riding Open AQHA

Show Date: 10-05-2019



1. Walk
2. Walk over logs
3. Trot
4. Extended trot serpentine
5. Lope right lead
6. Change leads (simple or flying)
7. Extended lope (left lead), collect lope
8. Stop, 1/2 turn, either direction
9. Trot
10. Walk to gate
11. Right hand push gate
12. Walk, lope left lead
13. Stop and back

Note: The drawn description of this pattern is only intended for the general depiction of the pattern. Exhibitors should utilize the arena space to best exhibit their horses.

[RR/AQHA-13]

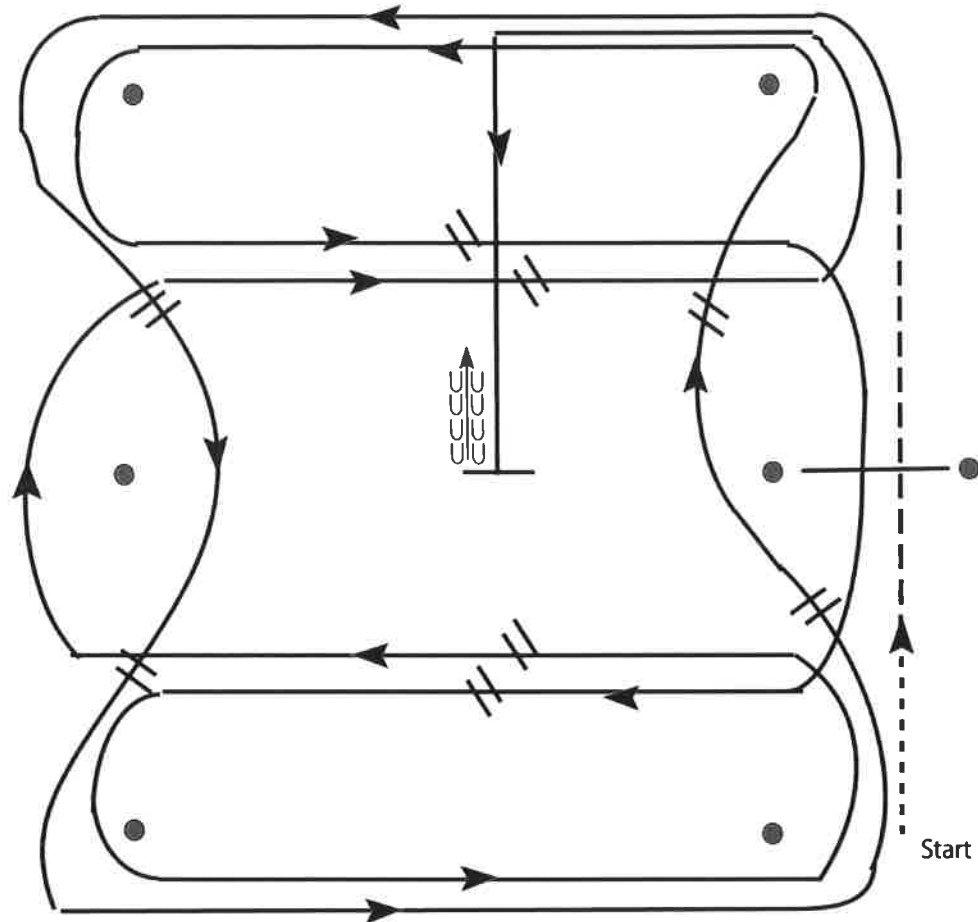
Pattern Provided by:

P.V. Performance Horses

AQHA Show Wilfersdorf

Western Riding Amateur AQHA

Show Date: 10-05-2019



1. Walk, transition to jog, jog over log.
2. Transition to the lope, on the left lead.
3. First line change.
4. Second line change.
5. Third line change.
6. Fourth line change.
7. First crossing change.
8. Lope over the log.
9. Second crossing change.
10. Third crossing change.
11. Fourth crossing change.
12. Lope, stop and back.

[WR/OP-5]

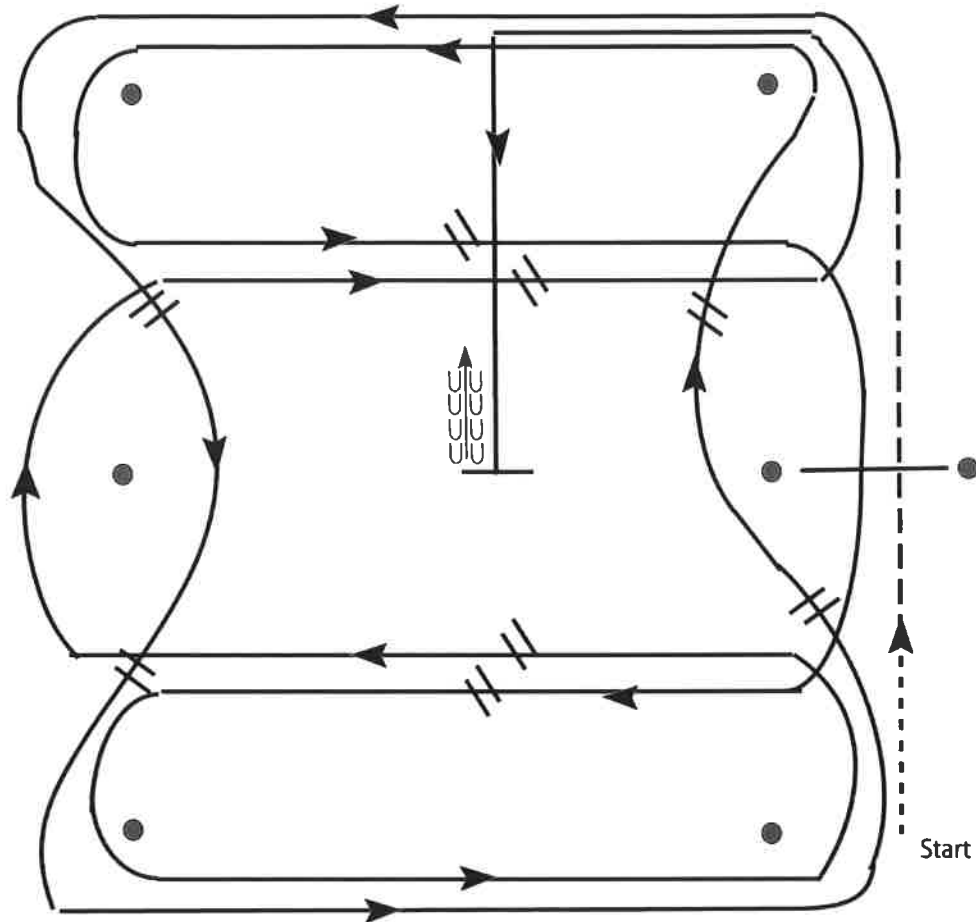
Pattern Provided by:

P.V. Performance Horses

AQHA Show Wilfersdorf

Western Riding Youth AQHA

Show Date: 10-05-2019



1. Walk, transition to jog, jog over log.
2. Transition to the lope, on the left lead.
3. First line change.
4. Second line change.
5. Third line change.
6. Fourth line change.
7. First crossing change.
8. Lope over the log.
9. Second crossing change.
10. Third crossing change.
11. Fourth crossing change.
12. Lope, stop and back.

[WR/OP-5]

Pattern Provided by:

P.V. Performance Horses