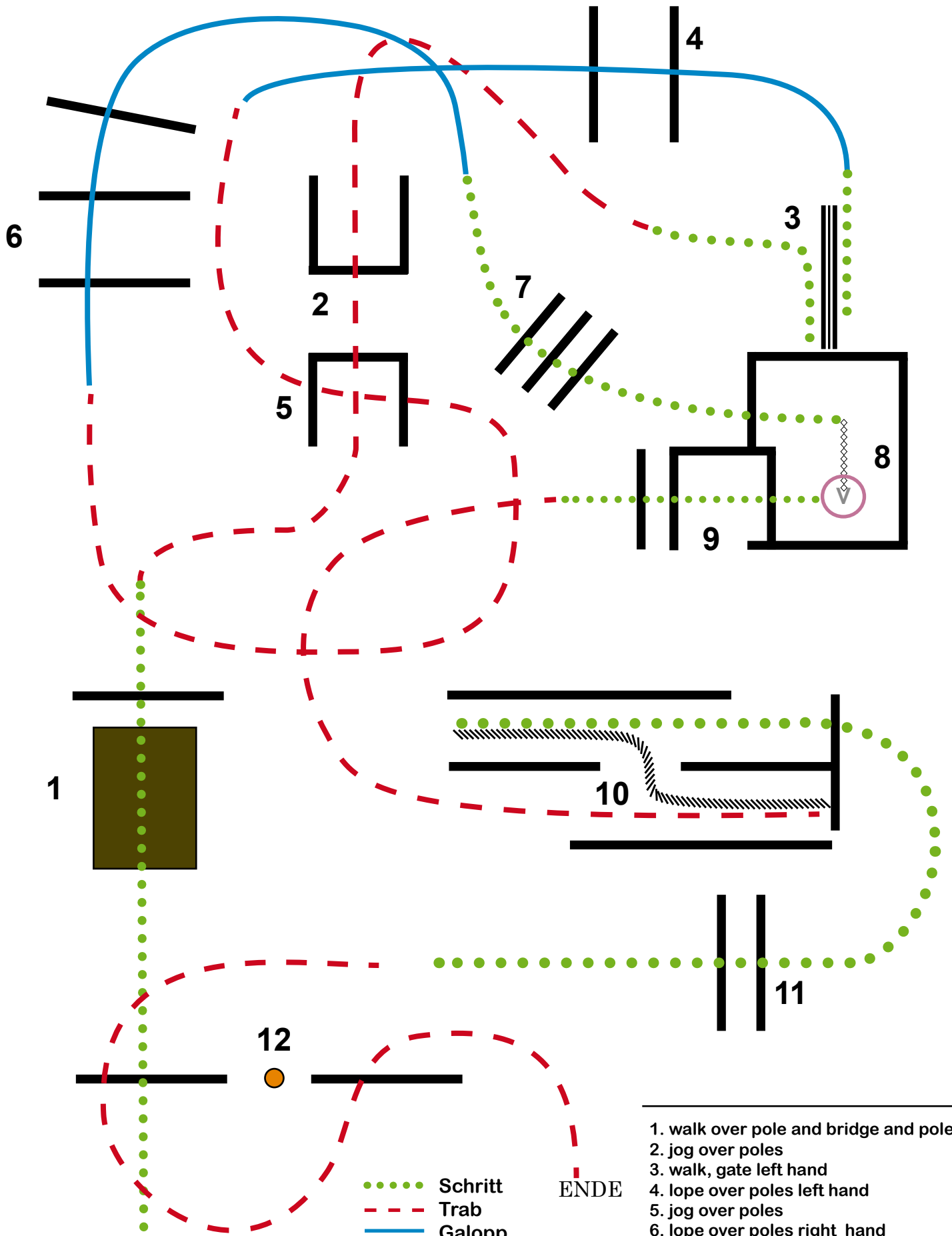


- ..... Schritt
- - - - - Trab
- Galopp
- /////// Rückwärts
- Pylon
- ✗ Erhöhung
- ==== Tor
- Drehung

1. walk over poles
2. stop, back up
3. jog over poles
4. walk over bridge and pole
5. jog over poles
6. lope over pole right hand

7. walk to gate, gate right hand
8. jog over poles
9. lope over poles left hand
10. walk thru box into the small box
11. turn 360° either way
12. jog over poles

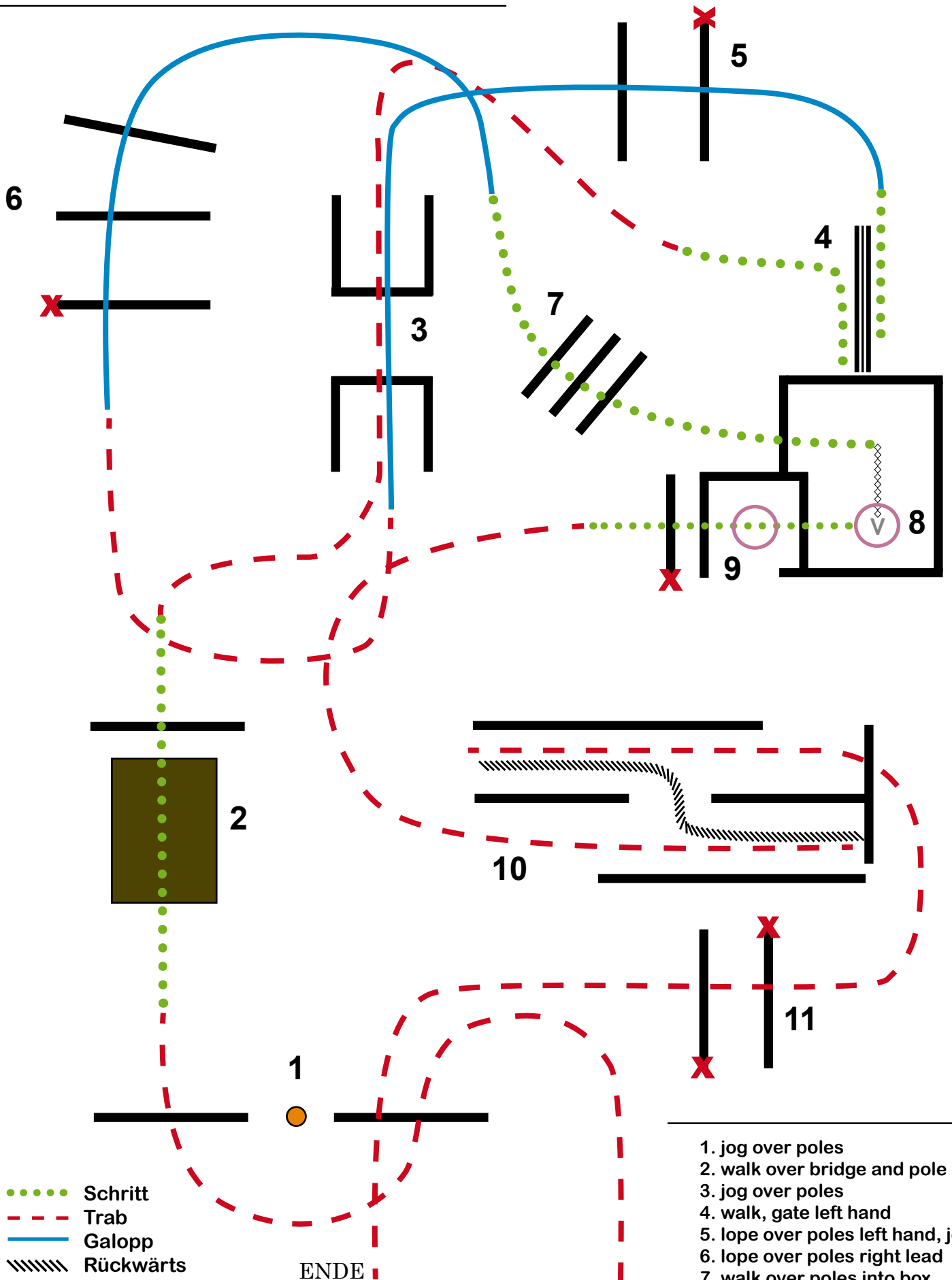


1. walk over pole and bridge and pole
2. jog over poles
3. walk, gate left hand
4. lope over poles left hand
5. jog over poles
6. lope over poles right hand
7. walk over poles into box
8. sidepass, turn right 180°
9. walk over pole
10. jog thru poles, stop back up as drawn
11. walk over poles
12. jog over poles

- ..... Schritt
- - - - - Trab
- Galopp
- /////// Rückwärts
- Pylon
- ✗ Erhöhung
- ==== Tor
- Drehung
- ◇◇◇◇ Sidepass

START

ENDE

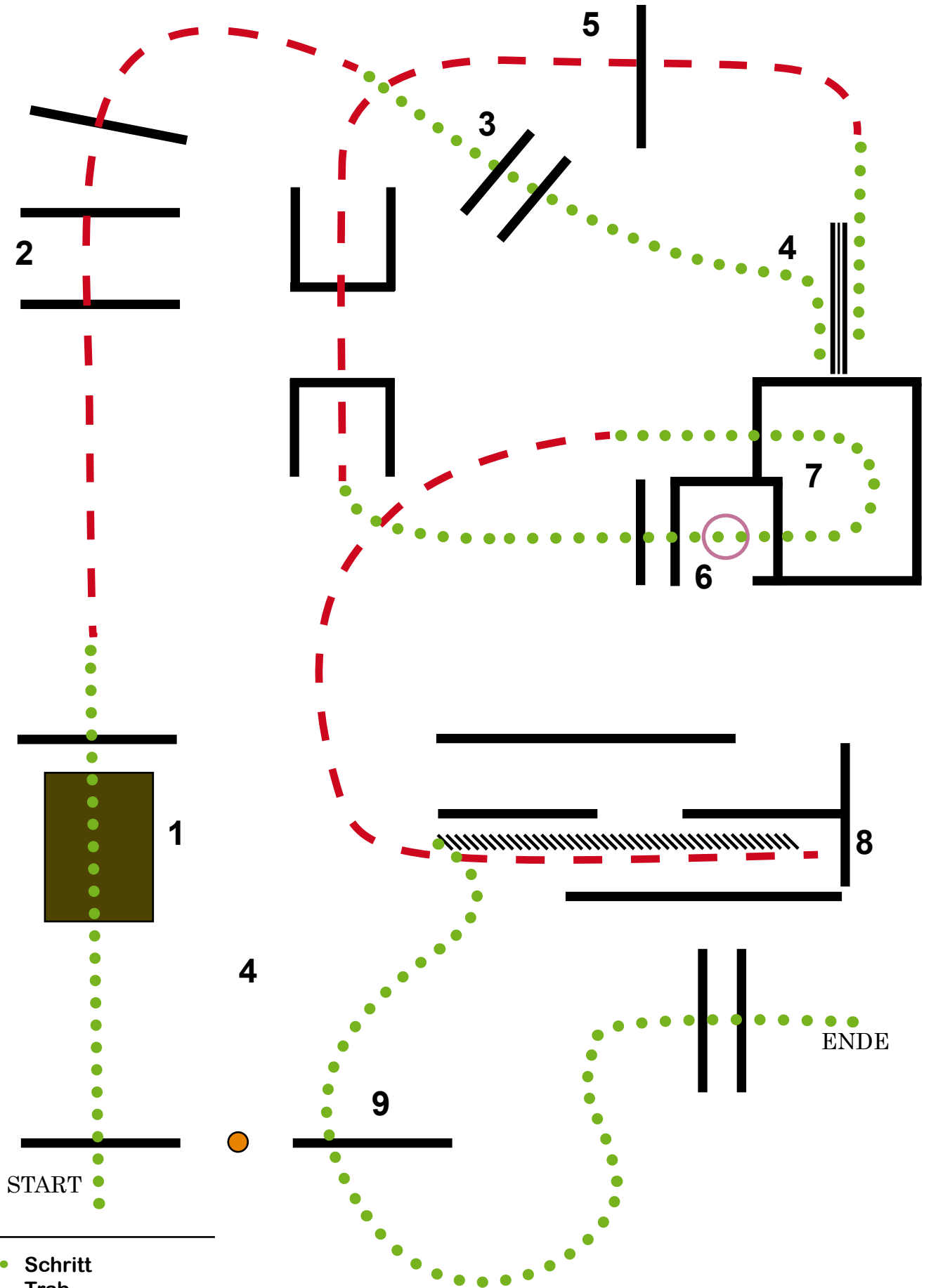


- ..... Schritt
- - - - Trab
- Galopp
- ////// Rückwärts
- Pylon
- X Erhöhung
- ===== Tor
- Drehung
- ◇◇◇◇ Sidepass

ENDE

START

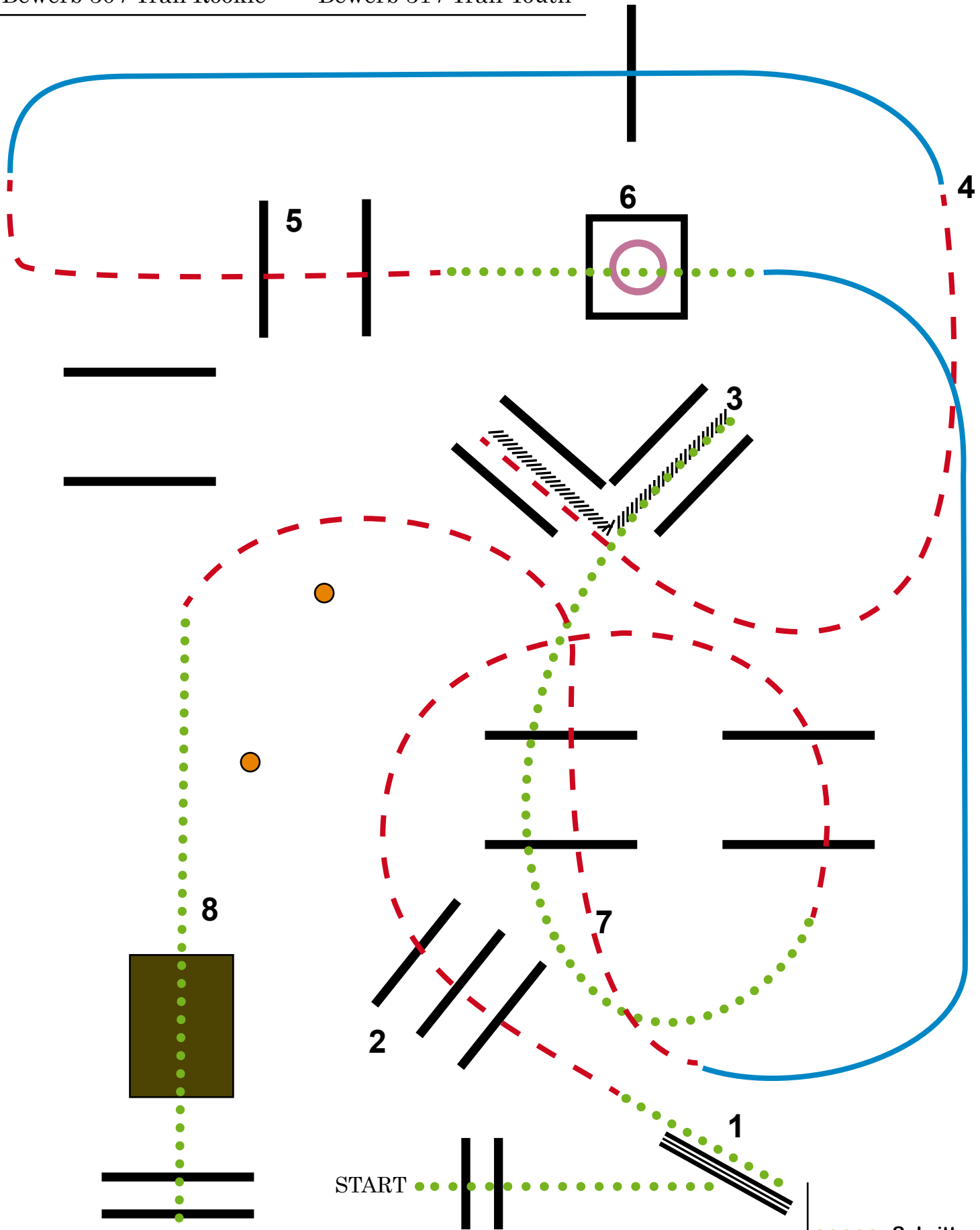
1. jog over poles
2. walk over bridge and pole
3. jog over poles
4. walk, gate left hand
5. lope over poles left hand, jog
6. lope over poles right lead
7. walk over poles into box
8. sidepass, turn right 180°
9. walk over pole into small box  
turn 360° left, walk over poles
10. jog thru poles, stop back up  
as drawn
11. jog out over poles



- ..... Schritt
- - - - - Trab
- Galopp
- /////// Rückwärts
- Pylon
- ✗ Erhöhung
- ==== Tor
- Drehung

1. walk over pole, bridge and pole
2. jog over poles
3. walk over poles
4. gate left hand
5. walk, jog over poles

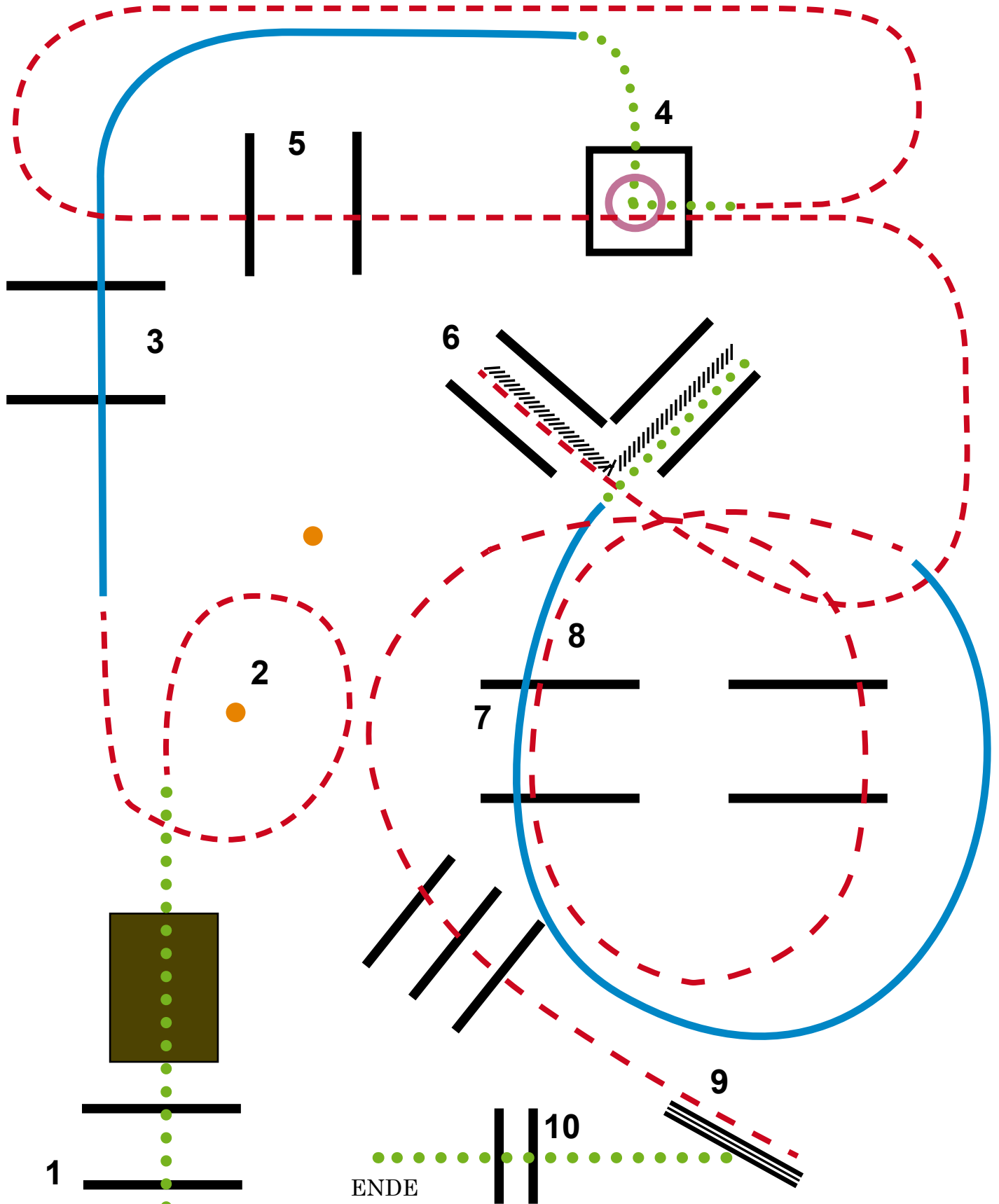
6. walk into box, turn right 360°
7. walk thru box
8. jog thru poles, stop, back up
9. walk over poles



ENDE

1. walk over poles, gate left hand
2. jog over poles, walk over poles into L
3. back up L
4. jog out, lope over pole left lead
5. jog over poles
6. walk into box, turn 360° either way, walk out
7. lope right lead, jog over poles
8. walk over bridge and poles

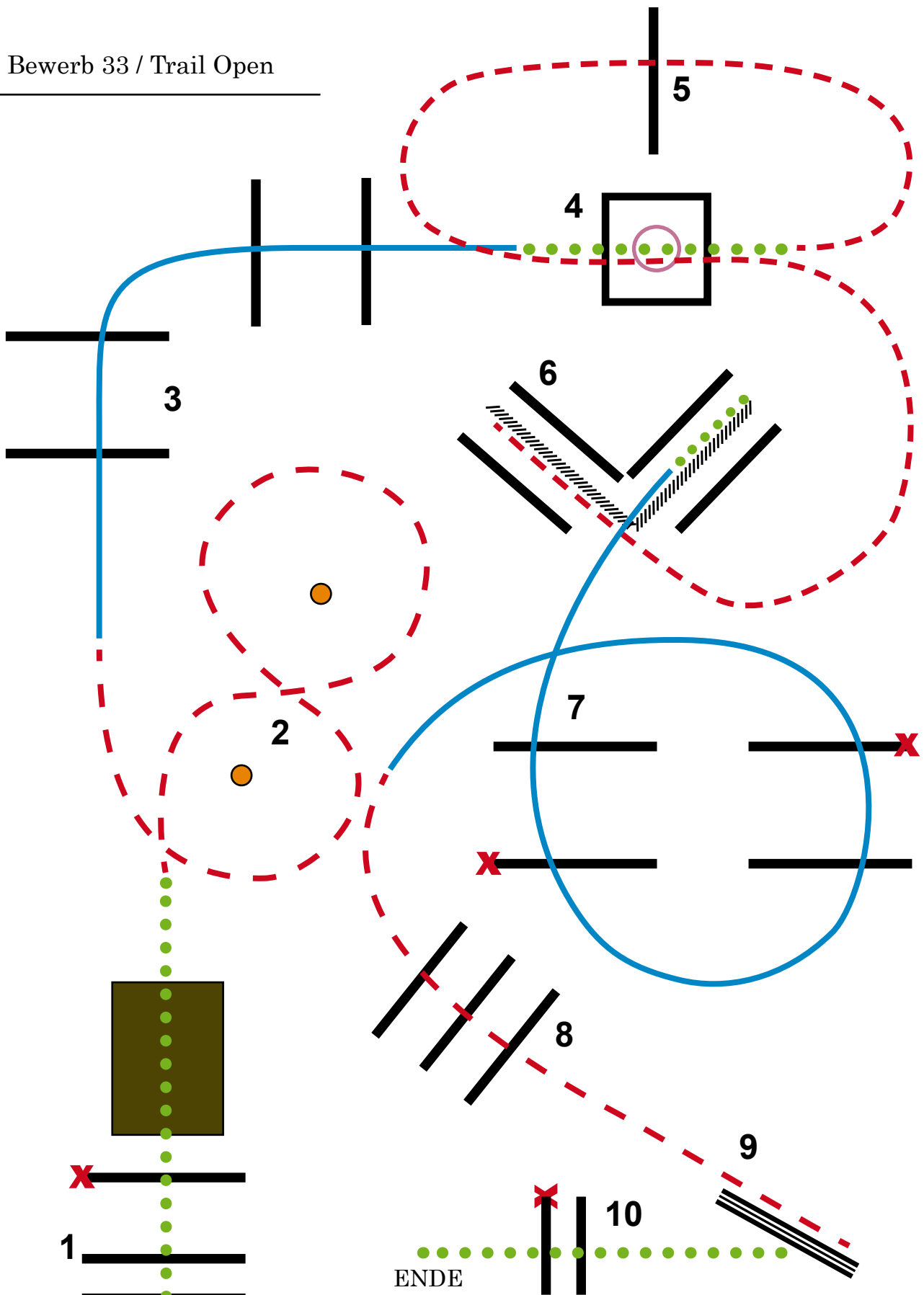
	Schritt
	Trab
	Galopp
	Rückwärts
	Pylon
	Erhöhung
	Tor
	Drehung



START

ENDE

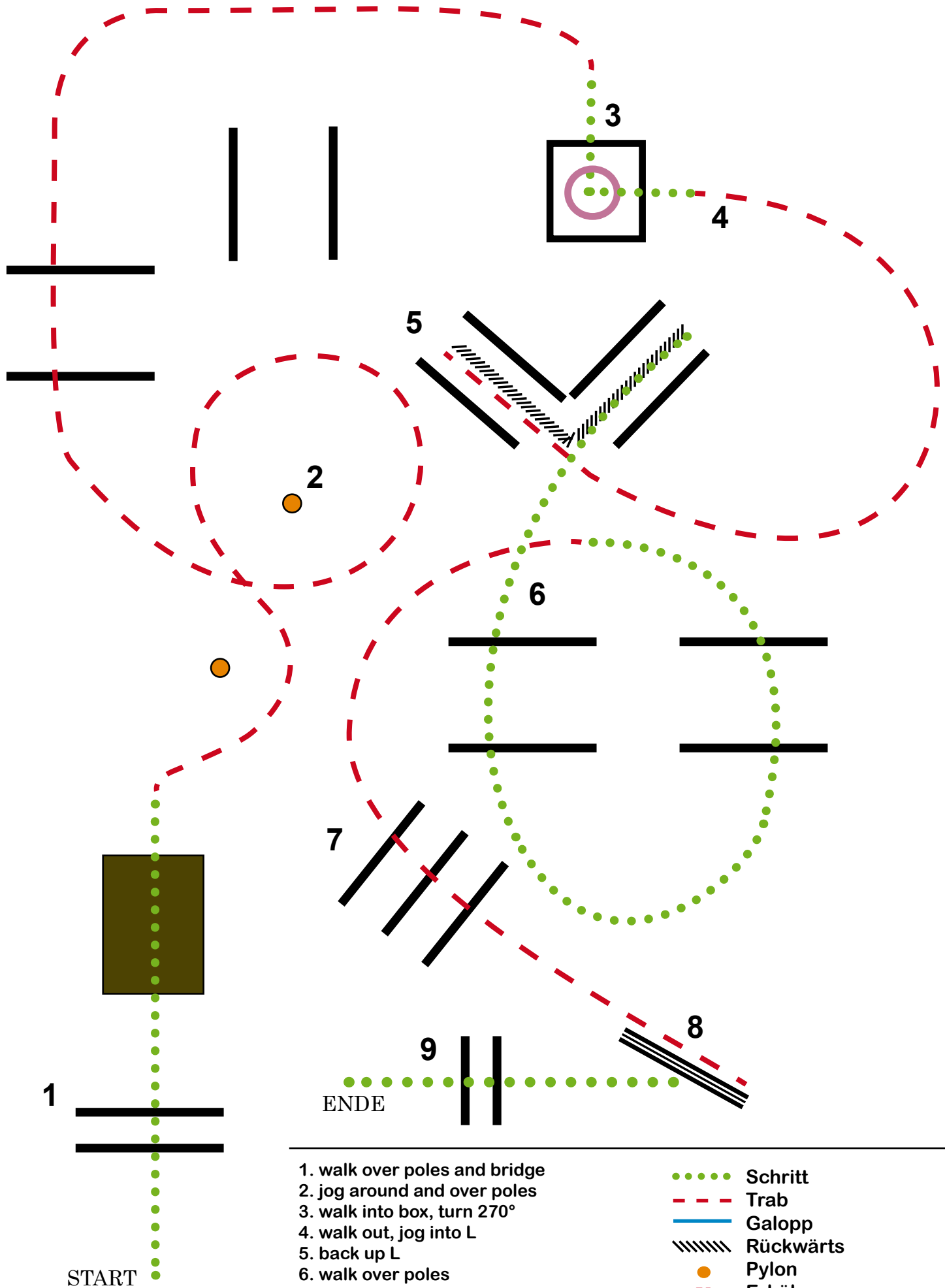
- |         |           |  |
|---------|-----------|--|
| .....   | Schritt   | 1. walk over poles and bridge              |
| - - - - | Trab      | 2. jog around pylon                        |
| ————    | Galopp    | 3. lope over poles right lead              |
| //////  | Rückwärts | 4. walk into box, turn 3/4 right, walk out |
| ●       | Pylon     | 5. jog over poles and box into L           |
| ✘       | Erhöhung  | 6. back up L                               |
| ====    | Tor       | 7. walk out, lope over poles               |
| ○       | Drehung   | 8. jog over poles                          |
|         |           | 9. gate right hand                         |
|         |           | 10. walk over poles                        |



START

ENDE

- |         |           |   |
|---------|-----------|---|
| .....   | Schritt   | 1. walk over poles and bridge             |
| - - - - | Trab      | 2. jog serpentin                          |
| ————    | Galopp    | 3. lope over poles right lead             |
| //////  | Rückwärts | 4. walk into box, turn 360° left or right |
| ●       | Pylon     | 5. jog over pole and box into L           |
| X       | Erhöhung  | 6. back up L                              |
| ====    | Tor       | 7. lope over poles                        |
| ○       | Drehung   | 8. jog over poles                         |
|         |           | 9. gate right hand                        |
|         |           | 10. walk over poles                       |



1. walk over poles and bridge
2. jog around and over poles
3. walk into box, turn 270°
4. walk out, jog into L
5. back up L
6. walk over poles
7. jog over poles
8. gate right hand
9. walk over poles

- ..... Schritt
- - - - - Trab
- Galopp
- /////// Rückwärts
- Pylon
- ✘ Erhöhung
- ==== Tor
- Drehung