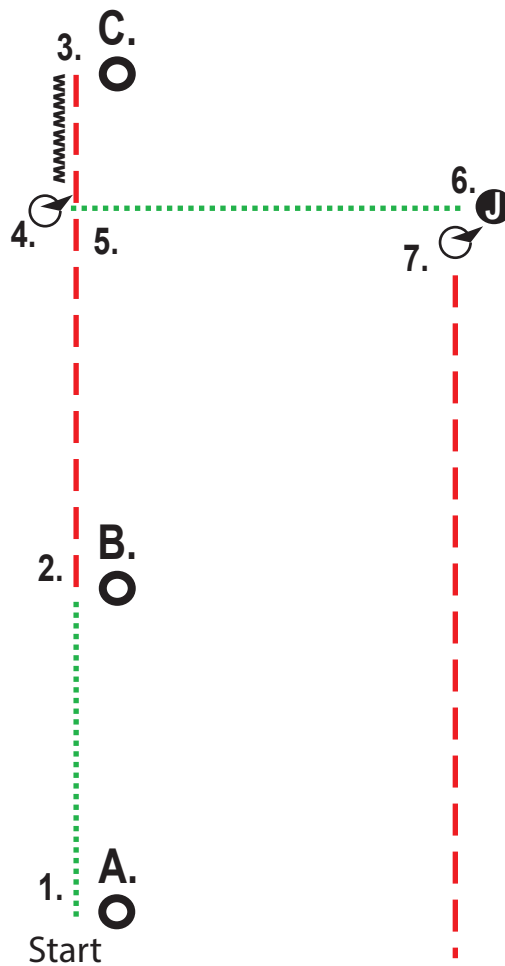


Bewerb 7 & 8 Showmanship at Halter Youth & Rookie



Be ready at A

1. walk straight line from A to B

2. trot straight line from B to C

3. stop and back up one horse length

4. stop and perform a 90° turn

5. walk to judge

6. stop and set up for inspection

7. when dismissed perform a 90° turn

exit at trot

..... Schritt

- - - - - Trab

———— Galopp

MMM Rückwärts

↗ Seitwärts

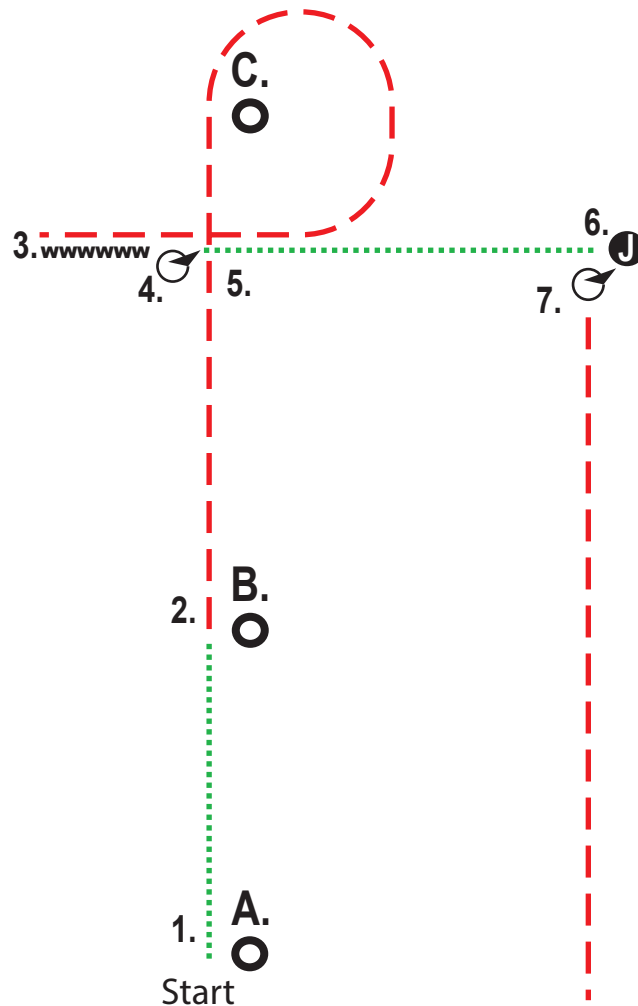
○ Pylonen

X Erhöhungen

⊥ Tor



Bewerb 9&10 Showmanship at Halter Amateur & Open



Be ready at A

- 1. walk straight line from A to B
- 2. trot straight line from B to and around C
- 3. stop and back up one horse length
- 4. stop and perform a 180° turn

- 5. walk to judge
- 6. stop and set up for inspection
- 7. when dismissed perform a 450° turn exit at trot

..... Schritt

- - - - - Trab

———— Galopp

MMM Rückwärts

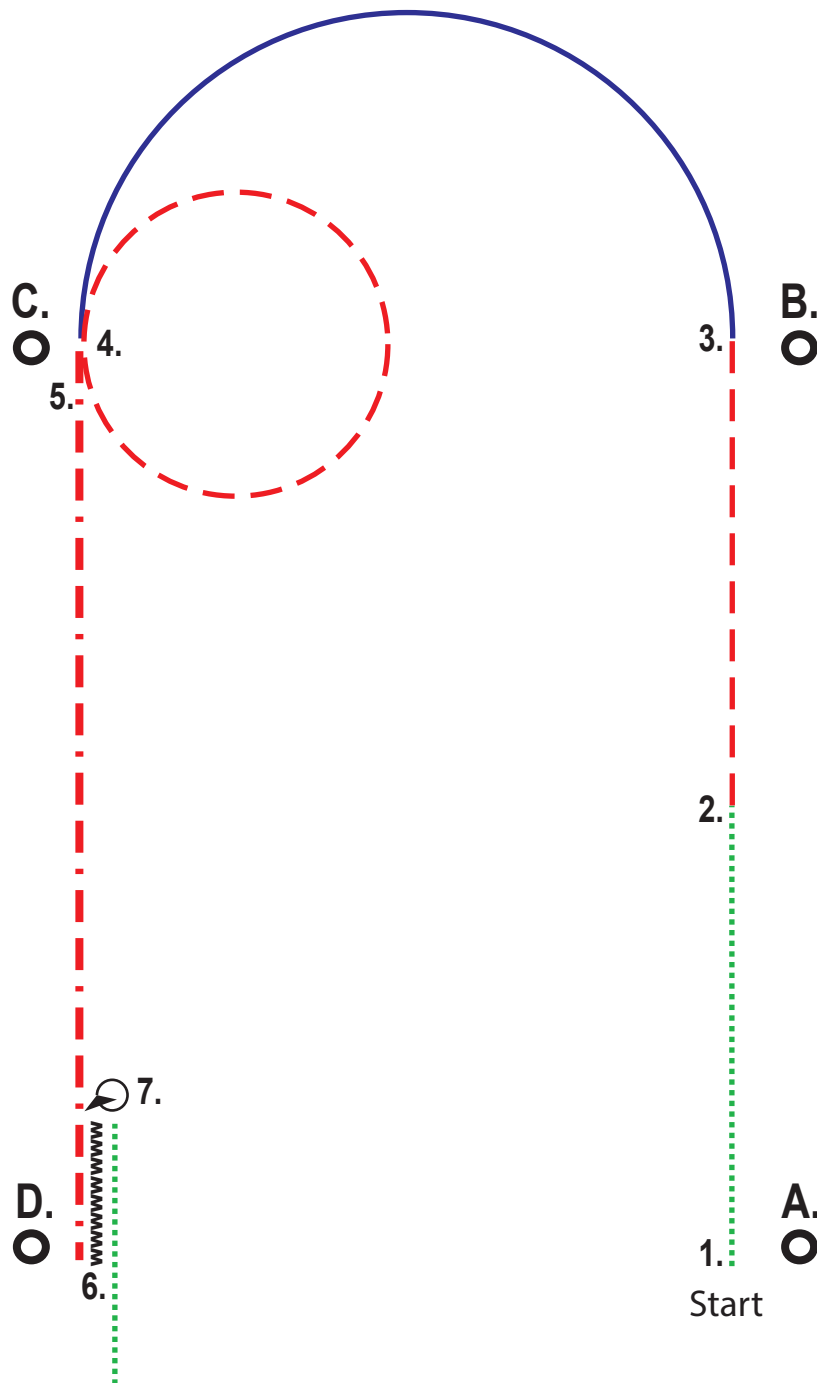
↗ Seitwärts

○ Pylonen

X Erhöhungen

⊥ Tor





Be ready at marker

1. walk straight line half way to B
2. trot straight line to B
3. lope left lead from B to C
4. trot a small circle at C

5. extended trot form C to D
6. stop and back up one horse length
7. turn 360° right
exit at walk

..... Schritt

- - - - - Trab

———— Galopp

MMM Rückwärts

↗ Seitwärts

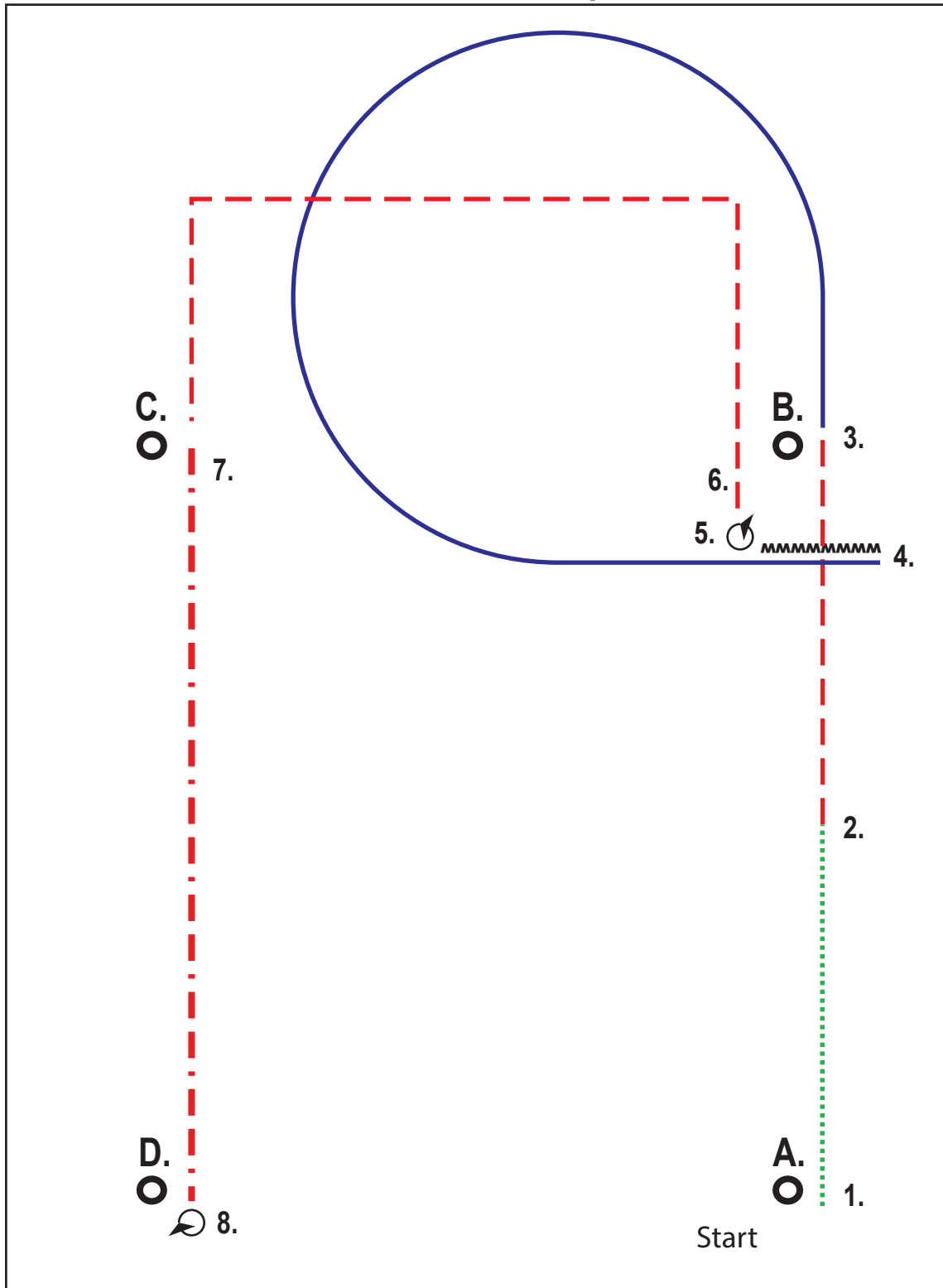
○ Pylonen

X Erhöhungen

⌋ Tor



Bewerb 18 Horsemanship Amateur



Be ready at marker

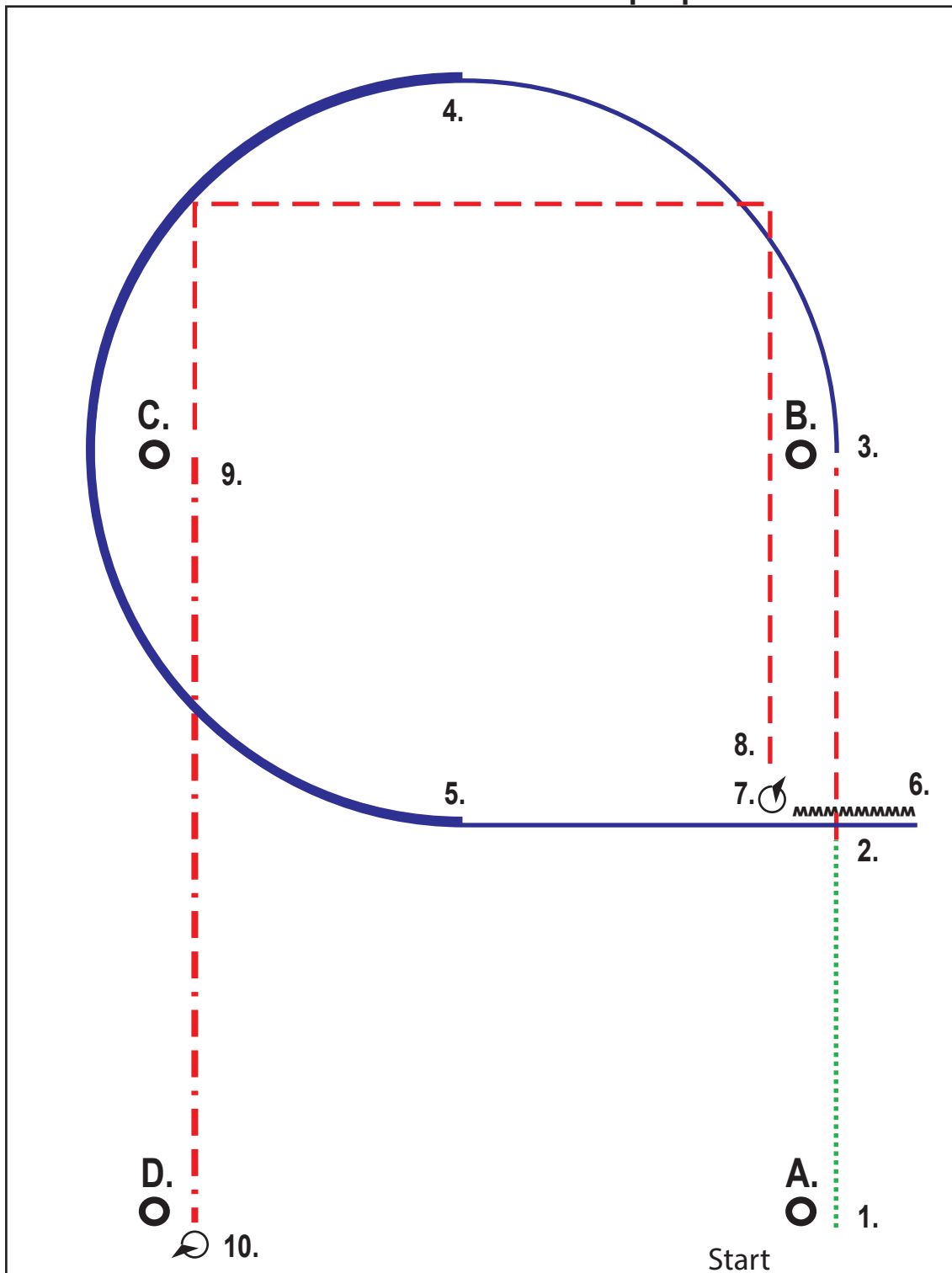
1. walk straight line half way to B
2. trot straight line to B
3. lope left lead
4. stop and back up one horse length

5. turn 450° left
6. trot through both corner to C
7. extended trot from C to D
8. stop, turn 360° right
exit at walk

- | | |
|----------------|--------------|
| Schritt | ↔ Seitwärts |
| - - - - - Trab | ○ Pylonen |
| ———— Galopp | X Erhöhungen |
| MMM Rückwärts | ⌋ Tor |



Bewerb 17 Horsemanship Open



Be ready at marker

- 1. walk straight line half way to B
- 2. trot straight line to B
- 3. lope left lead 1/4 circle
- 4. extended lope 1/2 circle
- 5. lope straight line

- 6. stop and back up one horse length
- 7. turn 45° left
- 8. trot through both corner to C
- 9. extended trot from C to D
- 10. stop, turn 360° right
exit at walk

..... Schrit

- - - - - Trab

———— Galopp

MMM Rückwärts

↗ Seitwärts

○ Pylonen

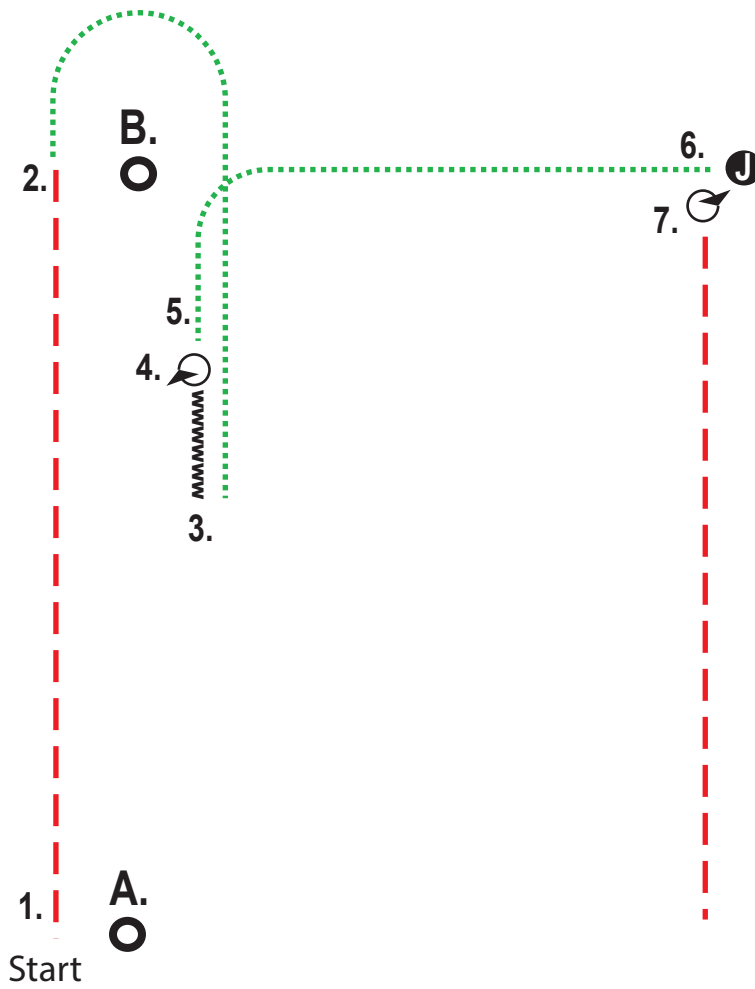
X Erhöhungen

⌋ Tor



designed by Nina Zwölfer

Bewerb 40 & 41 Showmanship at Halter Youth & Rookie



Be ready at A

- 1. trot straight line from A to B
- 2. walk around B, straight line half way to A
- 3. stop and back up one horse length
- 4. stop and perform a 180° turn

- 5. walk to judge
- 6. stop and set up for inspection
- 7. when dismissed perform a 90° turn exit at trot

..... Schritt

- - - - - Trab

———— Galopp

MMM Rückwärts

↗ Seitwärts

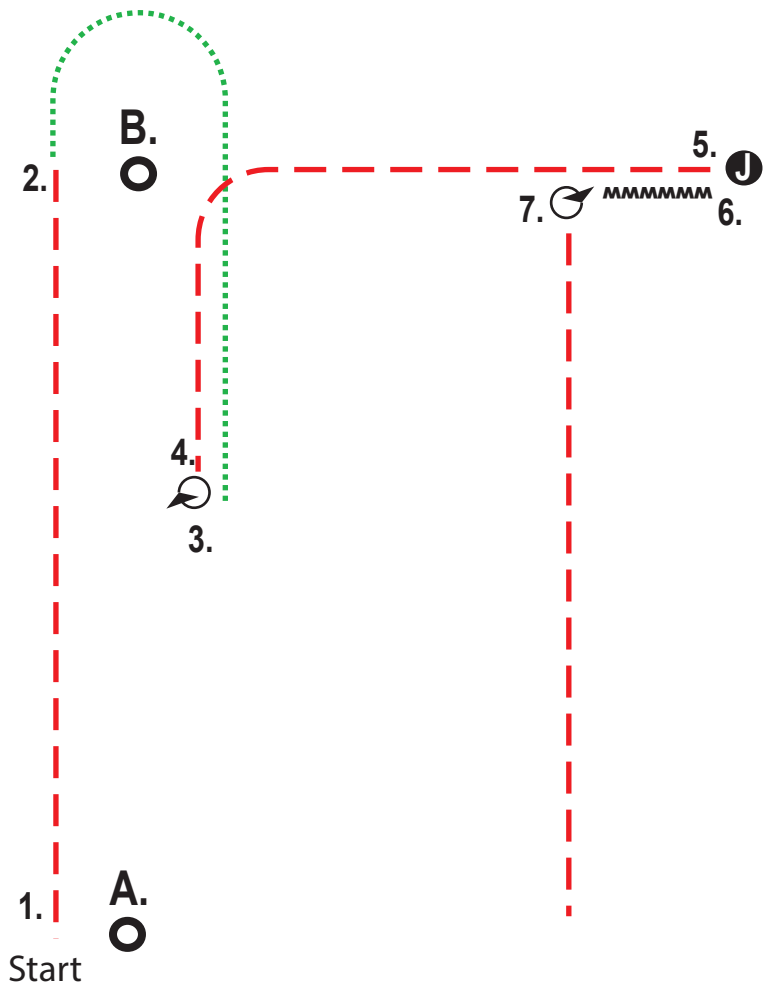
○ Pylonen

X Erhöhungen

⊢ Tor



Bewerb 42 & 43 Showmanship at Halter Amateur & Open



Be ready at A

- 1. trot straight line from A to B
- 2. walk around B, straight line half way to A
- 3. stop and perform a 540° turn
- 4. trot to judge

- 5. stop and set up for inspection
- 6. when dismissed back up 2 horse lengths
- 7. perform a 450° turn
exit at trot

..... Schritt

- - - - - Trab

———— Galopp

MMMM Rückwärts

↗ Seitwärts

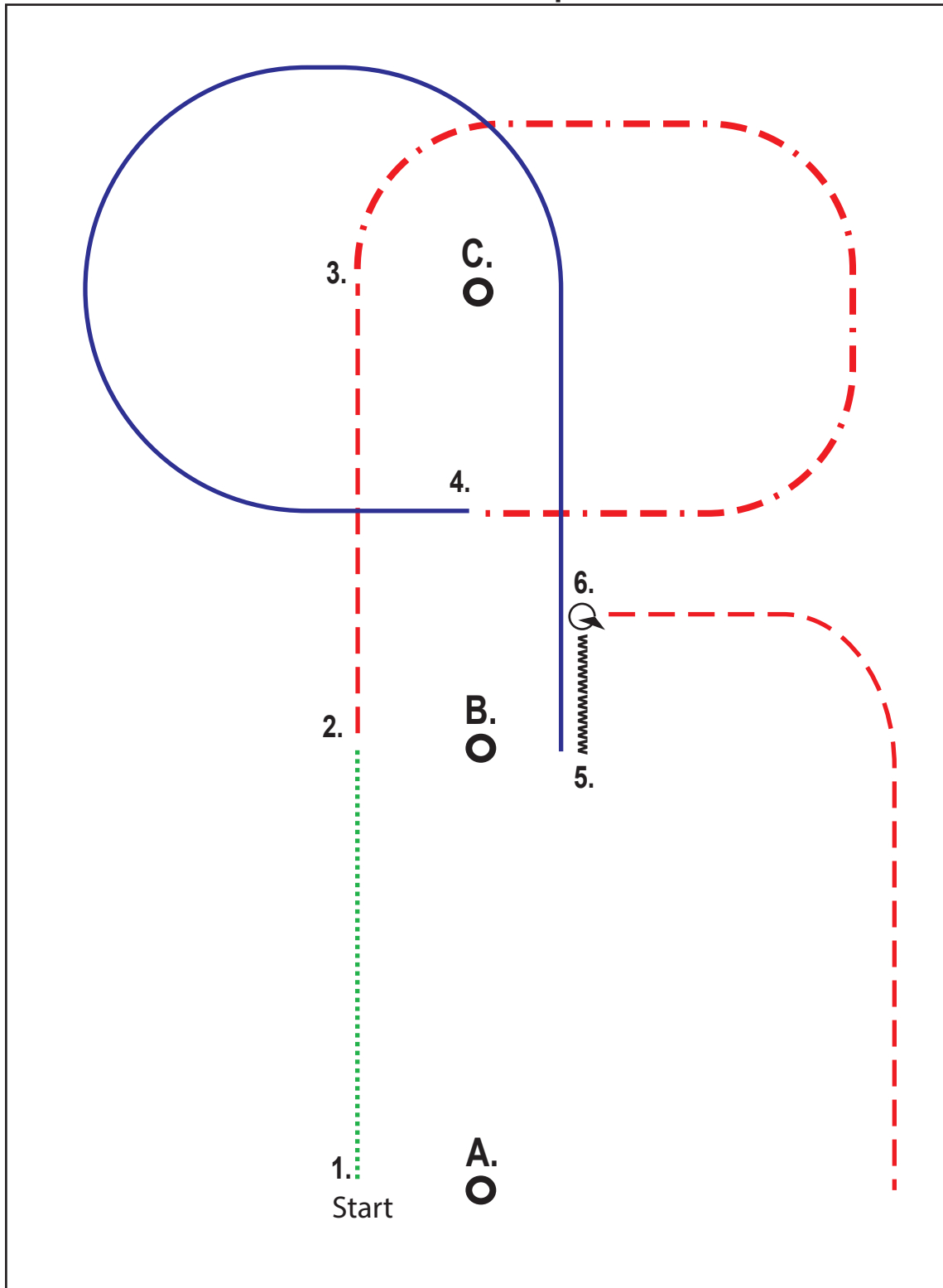
○ Pylonen

X Erhöhungen

⊢ Tor



Bewerb 52 & 53 & 54 Horsemanship Rookie & Novice & Youth



Be ready at marker
1. walk straight line to B
2. trot straight line to C
3. extended trot around C

4. lope 3/4 circle right lead to B
5. stop, back up 4 steps
6. turn 45° left
exit at trot

..... Schritt

- - - - - Trab

———— Galopp

MMM Rückwärts

↗ Seitwärts

○ Pylonen

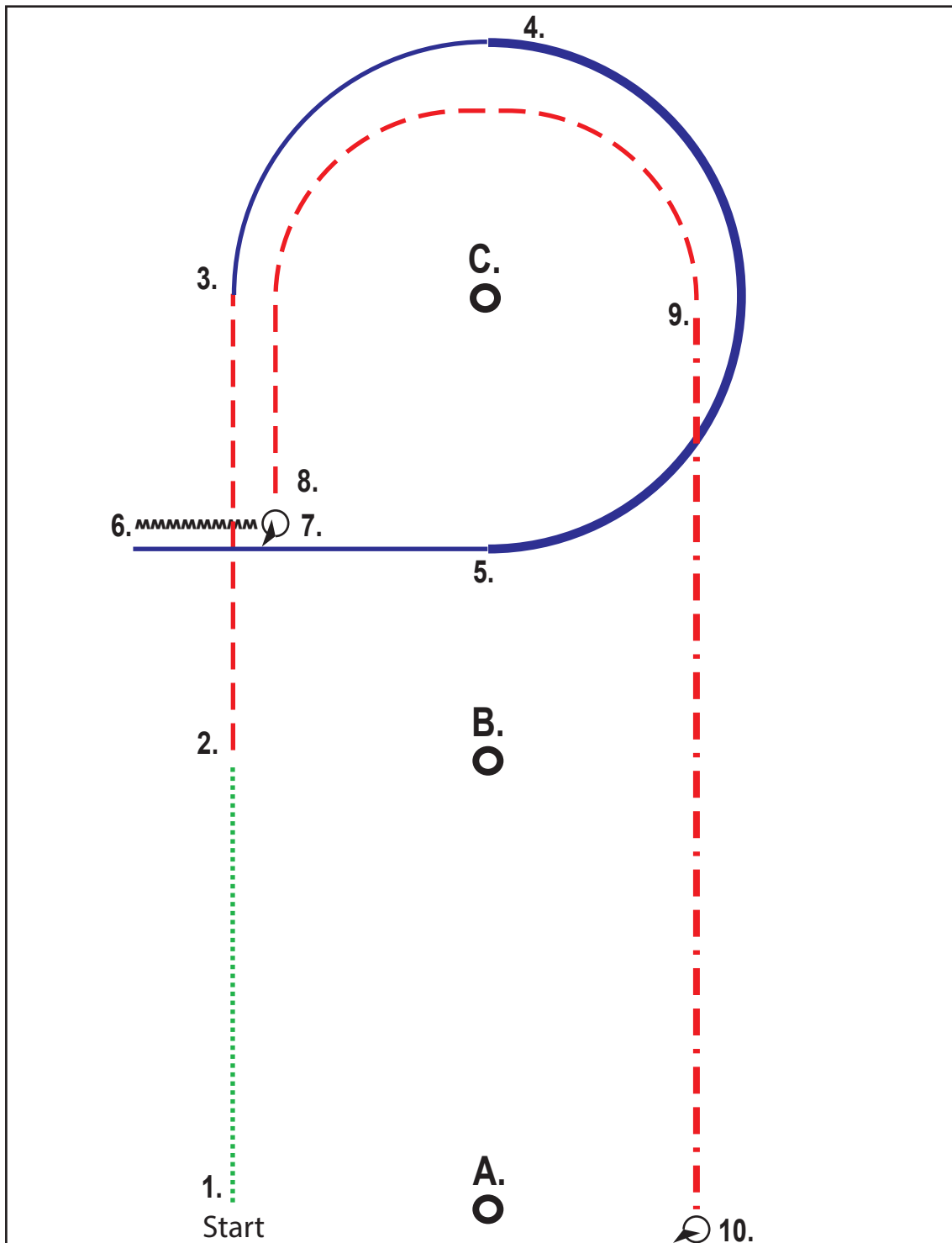
X Erhöhungen

⊢ Tor



designed by Nina Zwölfer

Bewerb 51 Horsemanship Amateur



Be ready at marker

1. walk straight line to B

2. trot straight line to C

3. lope 1/4 circle right lead

4. 1/2 circle extended lope

5. lope straight line

6. stop, back up 4 steps

7. turn 630° left

8. trot around C

9. extended trot from C to A

10. stop, turn 360° right

..... Schritt

- - - - - Trab

———— Galopp

MMM Rückwärts

↗ Seitwärts

○ Pylonen

X Erhöhungen

⌋ Tor



