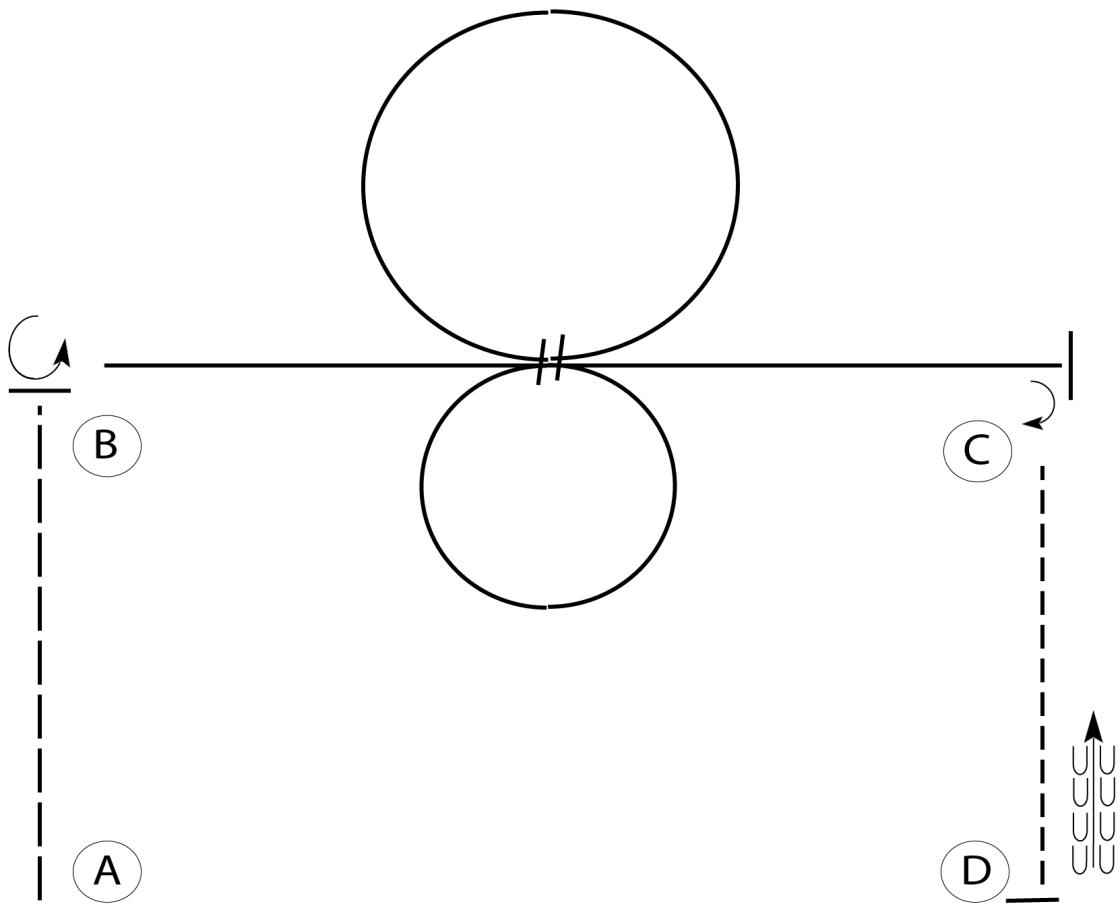


5. Little Lake Classic, Wilfersdorf

Horsemanship AMATEUR

www.HorseShowPatterns.com

www.HorseShowPatterns.com



1. Be ready at A.
2. Extended trot from A past B.
3. Stop past B and perform a 270 degree turn left.
4. Lope on right lead halfway to C.
5. Perform a small, slow circle right.
6. Change leads and perform a large, fast circle left.
7. Continue to lope past C and stop.
8. Perform a 90 degree turn right.
9. Jog to D.
10. Stop and back approximately one horse length.
Pattern is complete. Exit at the trot.

Walk	-----
Jog	- - - - -
Extended Jog	—————
Lope	—————
Lead Change	⚡
Back	← — — — —
Marker	Ⓚ

[C2017/NYATT2]

Pattern Provided by:

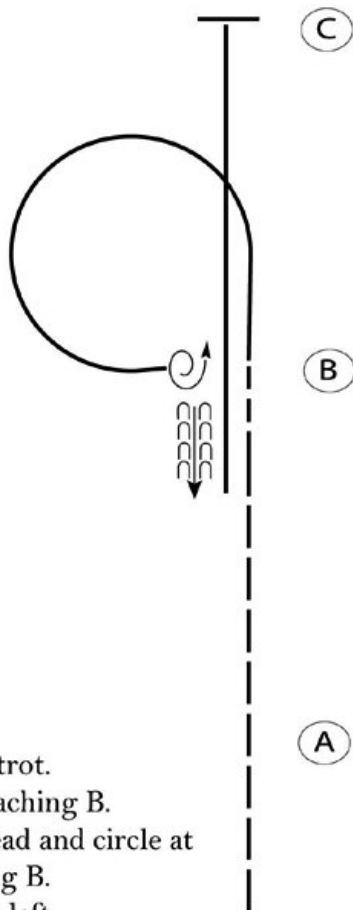
judges

5. Little Lake Classic, Wilfersdorf

Horsemanship L1 Amateur

www.HorseShowPatterns.com

www.HorseShowPatterns.com



Begin before A.

1. Pass A at an extended trot.
2. Slow to a jog before reaching B.
3. At B, lope on the left lead and circle at B as shown. Stop facing B.
4. Turn 1 1/4 turn to the left.
5. Back one horse length.
6. Lope on the right lead to C. Stop at C.

Follow the instructions of your ring steward.

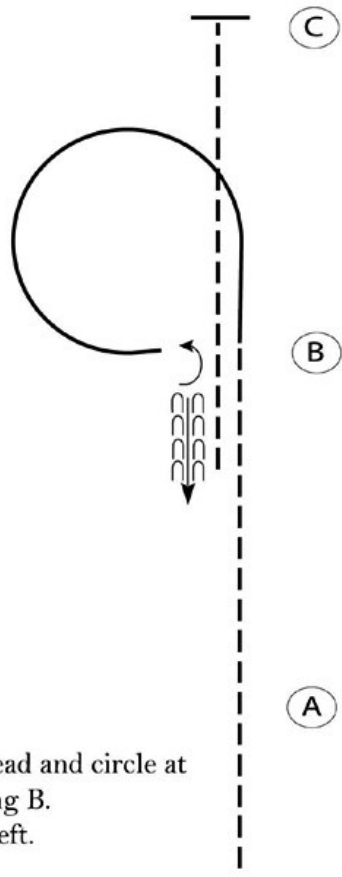
Walk	-----
Jog	- - - - -
Extended Jog	— — — —
Lope	—————
Leg Yield	
Lead Change	— / —
Back	← ← ← ← ←
Marker	⊙ B
Sidepass	← — — — — →

[WH/3-17]

Pattern Provided by:
judges

5. Little Lake Classic, Wilfersdorf

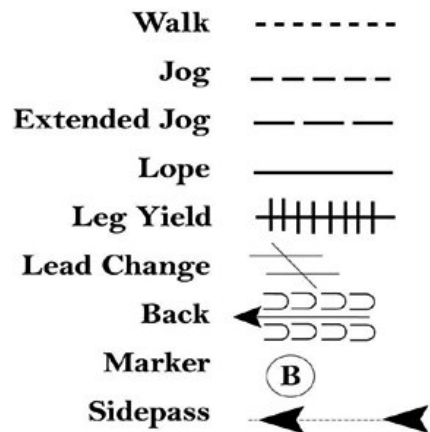
Horsemanship Rookie



Begin before A at a jog.

1. Jog from A to B.
2. At B, lope on the left lead and circle at B as shown. Stop facing B.
3. Turn 1/4 turn to the left.
4. Back one horse length.
5. Jog to C. Stop at C.

Follow the instructions of your ring steward.



[WH/1-17]

Pattern Provided by:

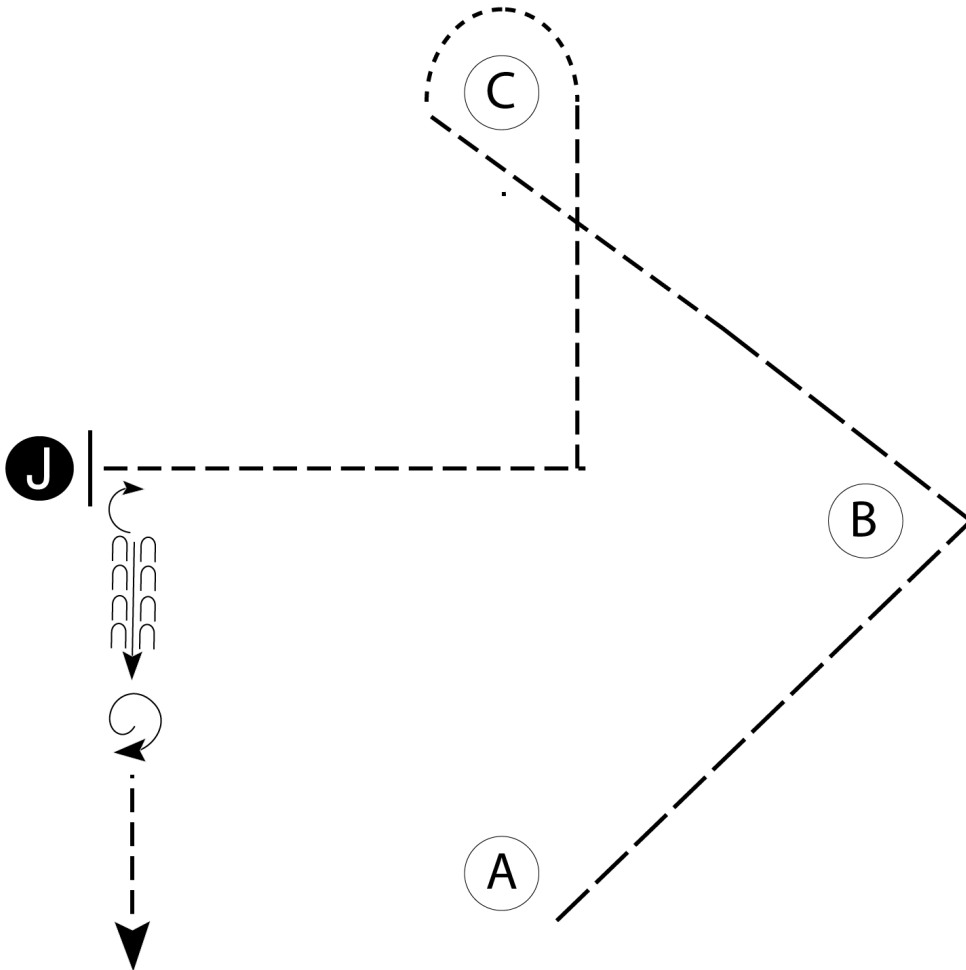
judges

5. Little Lake Classic, Wilfersdorf

Showmanship AMATEUR

w w w . H o r s e S h o w P a t t e r n s . c o m

w w w . H o r s e S h o w P a t t e r n s . c o m



1. Be ready and set up at A.
2. Extend the trot from A to halfway between B and C.
3. Slow to the trot and continue to C.
4. At C, break to a walk and walk around C.
5. Trot a square corner from C to the Judge and stop.
6. Set up for inspection.
7. After inspection, pivot 90 degrees, back one horse length and pivot 540 degrees.
8. Trot straight away. Pattern is complete.

Walk	-----
Trot	- - - - -
Back	←
Marker	⊙ B
Judge	● J

[C2017/12-14_15-18]

Pattern Provided by:

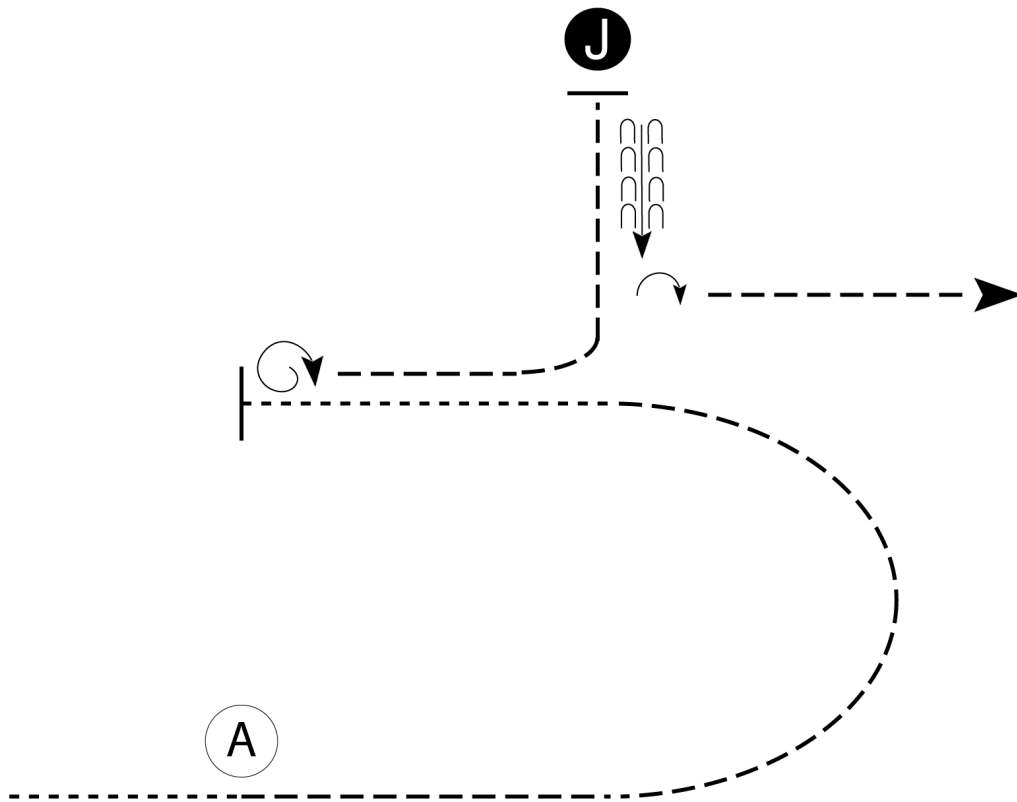
judges

5. Little Lake Classic, Wilfersdorf

Showmanship L1 AMATEUR/Youth

www.HorseShowPatterns.com

www.HorseShowPatterns.com



1. Be ready before A.
2. Walk to A.
3. Trot in a half circle until even with Judge.
4. Walk in a straight line until even with A.
5. Stop and perform a 540 degree turn.
6. Trot an arc to judge.
7. Stop and set up for inspection.
8. When dismissed, back approximately one horse length.
9. Perform a 90 degree turn. Pattern is complete.
Trot straight away to the exit.

Walk	-----
Trot	- - - - -
Back	←
Marker	ⓐ
Judge	ⓐ

[C2017/Select]

Pattern Provided by:
judges