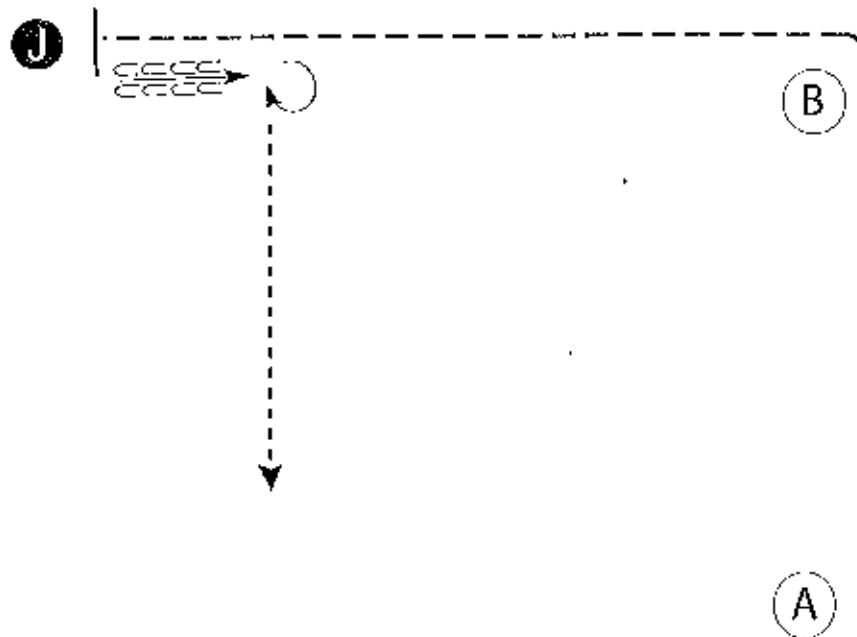


STYRIAN PAINT HORSE CLASSIC 2024

*1+ VSH1 Showmansip Novice Youth

Show Date: 07-25-07-28 2024



Be ready at A.

1. Walk to B.
2. Trot around B and to judge.
3. Stop and set up for inspection.
4. When dismissed, back one horse length.
5. Turn 270 degrees and walk straight off.

Walk	-----
Trot	- - - - -
Back	←
Marker	ⓑ
Judge	ⓙ

[S/1-23]

Pattern Provided by:
Johanna Vorraber

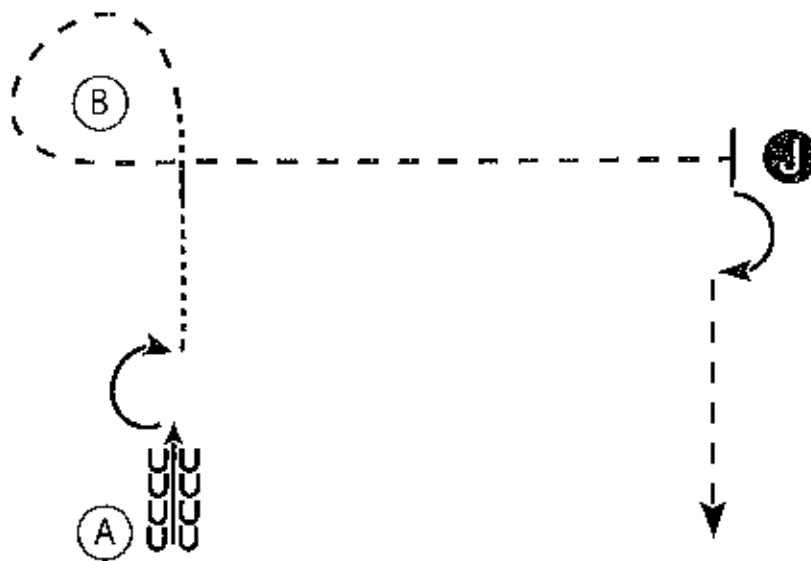
STYRIAN PAINT HORSE CLASSIC 2024

2 3 Showmanship YHS1 XSH1 Youth (18)

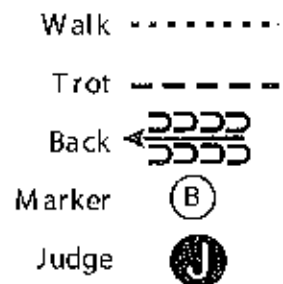
Show Date: 07-25-07-28 2024

W W W - H O R S E S H O W P A T T E R N S . C O M

W W W - H O R S E S H O W P A T T E R N S . C O M



1. At A back 4 steps
2. Perform a 180 degree turn
3. Walk to B
4. At B trot around B and to the judge, set up for inspection
5. When dismissed perform a 90 degree turn and trot straight away from the judge



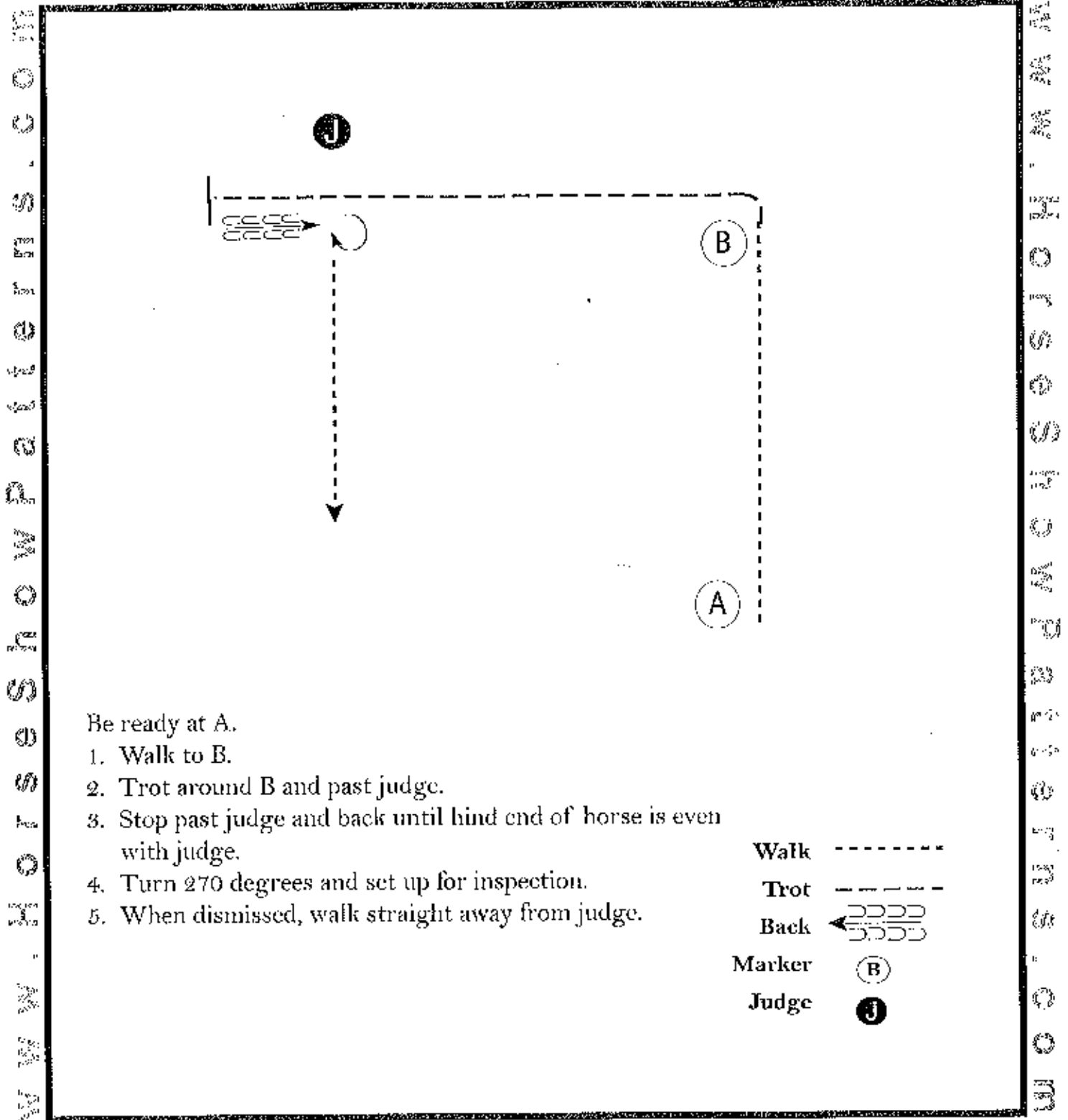
[S/2-1]

Pattern Provided by:
Johanna Vorraber

STYRIAN PAINT HORSE CLASSIC 2024

4 NSH1 Showmanship NA

Show Date: 07-25-07-28 2024



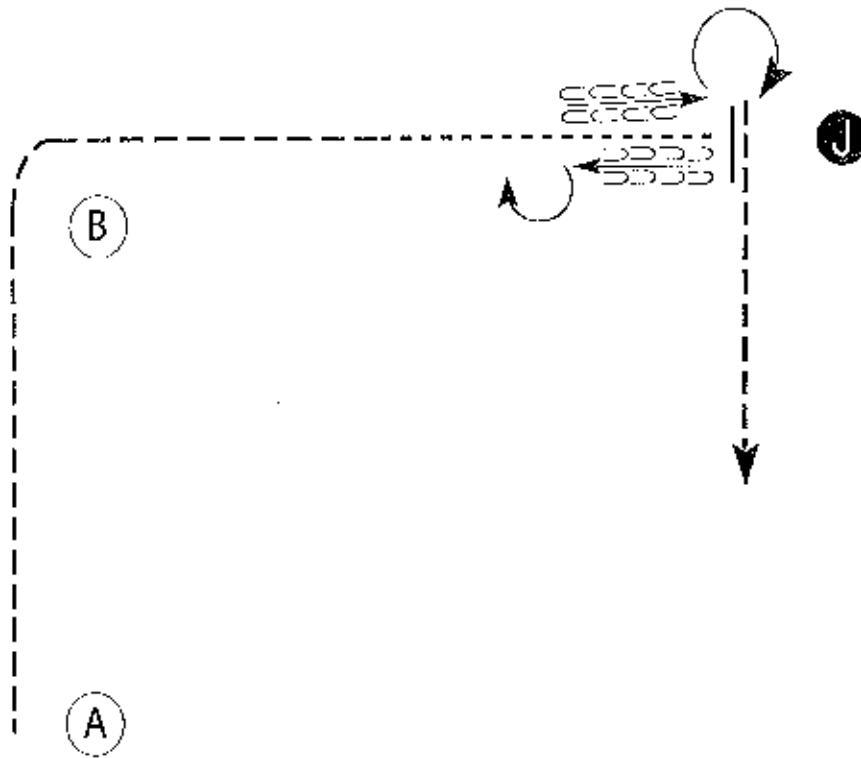
[S/2-23]

Pattern Provided by:
Johanna Vorraber

STYRIAN PAINT HORSE CLASSIC 2024

***5+6* Showmanship ASH1+ABSH A**

Show Date: 07-25-07-28 2024



Be ready at A.

1. Trot from A around B and half way to the Judge.
2. Break to the walk. Walk to the Judge.
3. Stop and back approximately one horse length.
4. Perform a 180 degree turn and back to the judge.
5. Set up for inspection.
6. When dismissed, perform a 270 degree turn and trot straight away from the Judge.

Walk	-----
Trot	- - - - -
Back	← ← ← ← ←
Marker	⊙ (B)
Judge	⊙ (J)

Follow the instructions of your ring steward.

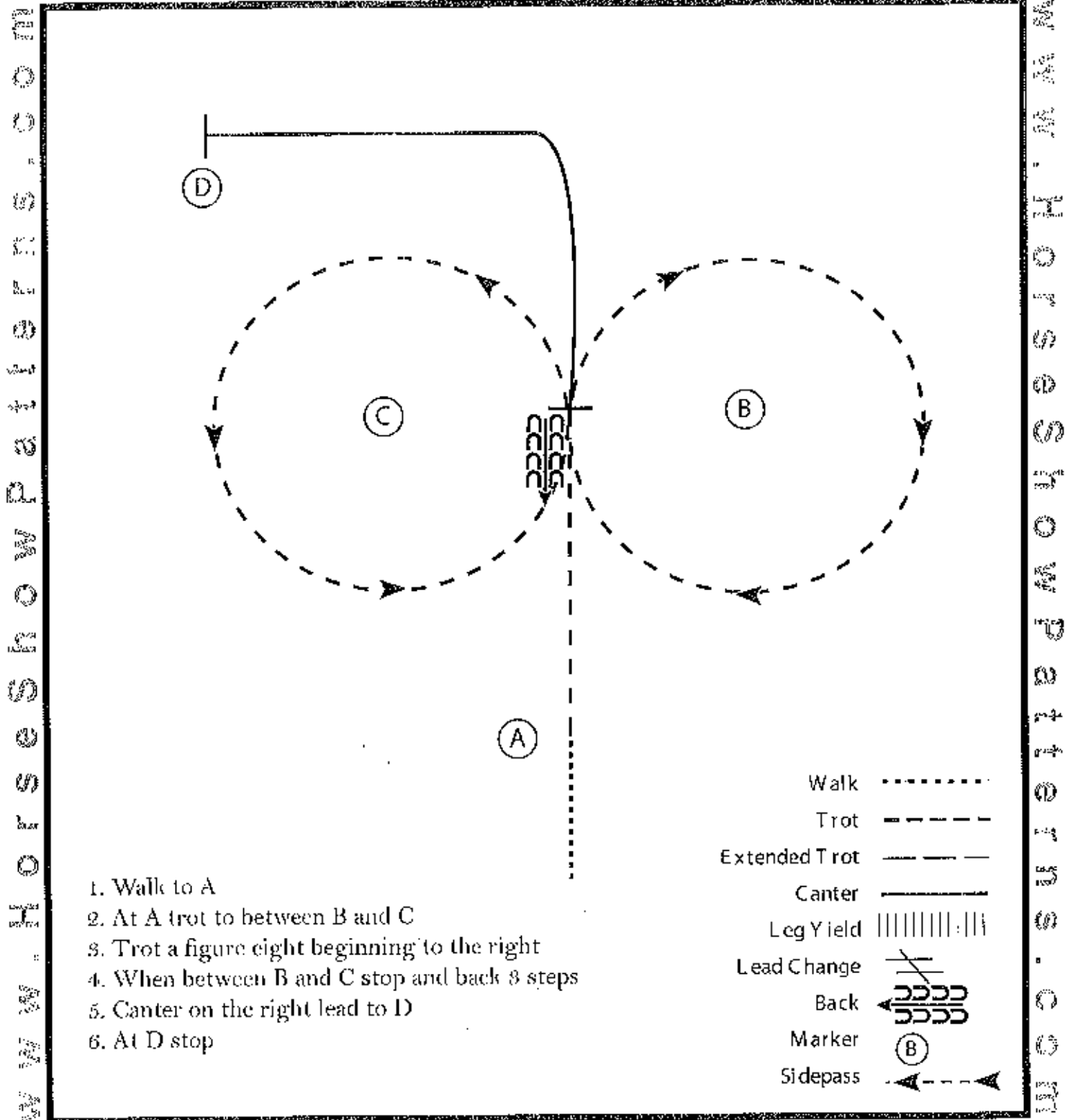
[S/3-33]

Pattern Provided by:
Johanna Vorraber

STYRIAN PAINT HORSE CLASSIC 2024

69+75 HSE VEE1+75 HSE (Nov.. Yout & Nov. Amateur)

Show Date: 07-25-07-28 2024



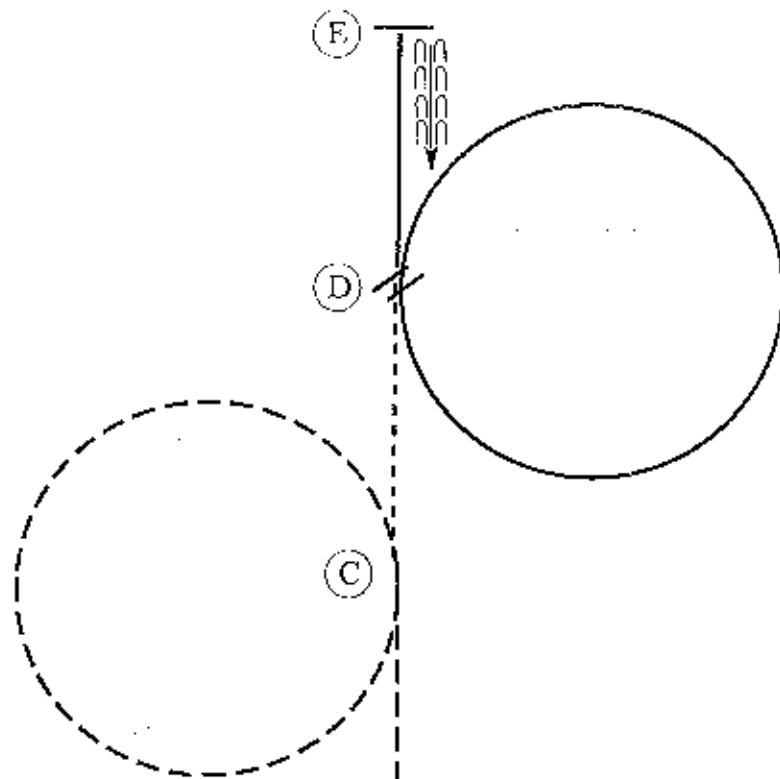
[HSE/1-4]

Pattern Provided by:
Johanna Vorraber

STYRIAN PAINT HORSE CLASSIC 2024

70 90, 71 90 HSE SPD und reg. (Youth and Amateur)

Show Date: 07-25-07-28 2024



Be ready at A.

1. Sitting trot to B.
2. Posting trot on the left diagonal to C. (B)
3. Change diagonals and circle to the left at C.
4. Walk from C to D.
5. Canter a circle to the right at D.
6. Change leads at D and canter to E.
7. Stop at E and back approximately one horse length.

Exit at a trot.

Follow the instructions of your ring steward.

Walk	-----
Trot	-----
Extended Trot	-----
Canter	-----
Leg Yield	
Lead Change	↙ ↘
Back	← ← ← ← ← ← ← ← ← ←
Marker	(B)
Sidepass	← ← ← ← ← ← ← ← ← ←
Hand Gallop	-----

[HSE/2-39]

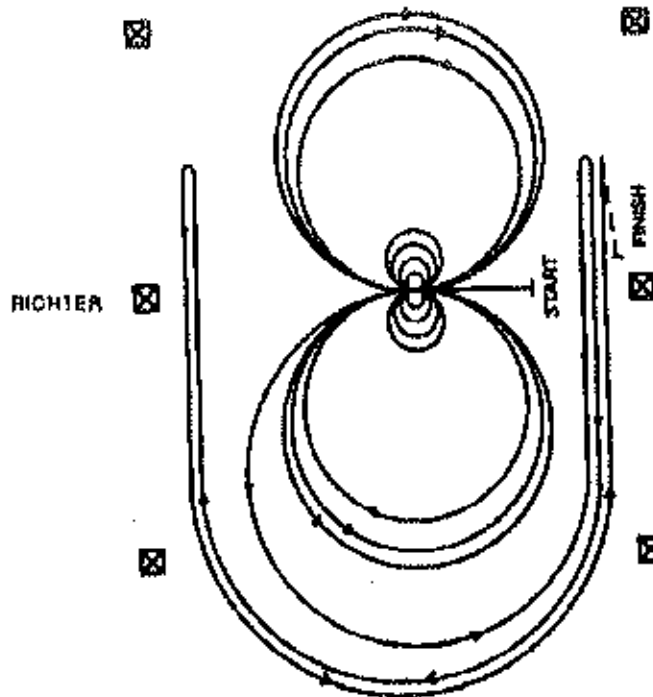
Pattern Provided by:
Johanna Vorraber

STYRIAN PAINT HORSE CLASSIC 2024

Show Date: 07-25-07-28 2024

76 Open allbreed

Pattern L.6



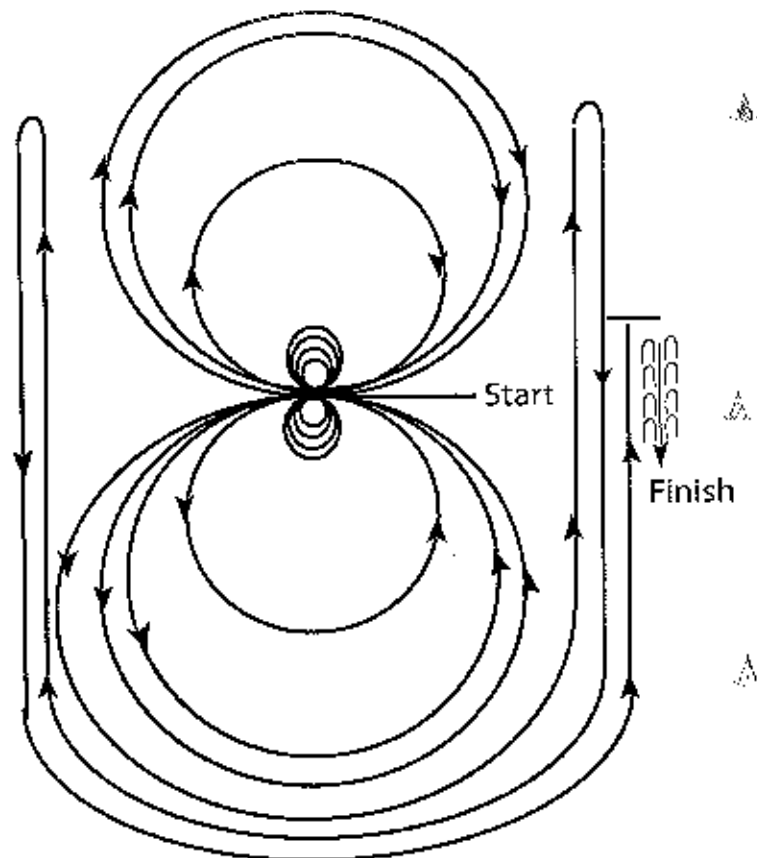
1. Im Schritt zum Center mit Blick Richtung linke Bande.
4 Spins rechts.
2. 4 Spins links. Verharren.
3. Start im Linksgalopp, 3 Zirkel links; die ersten zwei Zirkel groß und schnell; den dritten Zirkel klein und langsam. Fliegender oder einfacher Galoppwechsel.
4. 3 Zirkel rechts; die ersten zwei Zirkel groß und schnell; den dritten Zirkel klein und langsam. Fliegender oder einfacher Galoppwechsel.
5. Großer, schneller Zirkel nach links, nicht schließen, sondern Run an der langen Seite über Mittelmarker hinaus, mindestens 6 Meter von Bande entfernt Stopp, dann Rollback rechts. Kein Verharren.
6. Die Bahn umrunden und an der nächsten langen Seite nach dem Mittelmarker mindestens 6 Meter von der Bande entfernt Stopp, dann Rollback nach links; kein Verharren.
7. Die Bahn umrunden und an der nächsten langen Seite nach dem Mittelmarker und mindestens 6 Meter von der Bande entfernt Stopp. Mindestens 3 Meter Rückwärtsrichten. Verharren, um das Ende der Aufgabe anzuzeigen.

Zum Richter und Zaumzeug abnehmen.

STYRIAN PAINT HORSE CLASSIC 2024

***80, ZNS Amateur (all breed)**

Show Date: 07-25-07-28 2024



Horses may walk or trot to the center of the arena. Beginning at the center of the arena facing the left wall or fence.

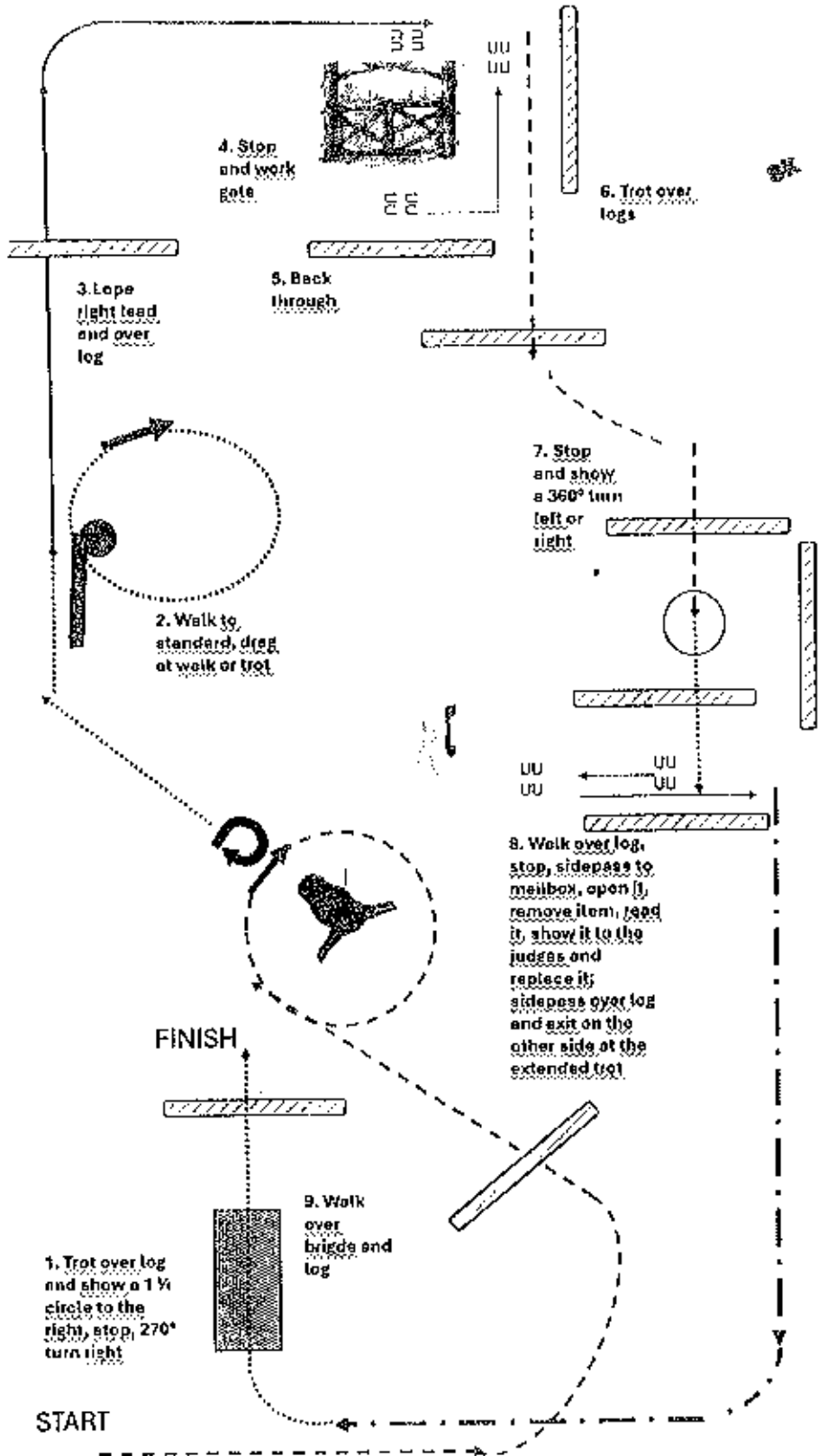
1. Complete four spins to the right.
 2. Complete four spins to the left. Hesitate.
 3. Beginning on the left lead, complete three circles to the left: the first two circles large and fast; the third circle small and slow. Change leads at the center of the arena.
 4. Complete three circles to the right: the first two circles large and fast; the third circle small and slow. Change leads at the center of the arena.
 5. Begin a large, fast circle to the left but do not close this circle. Run up the right side of the arena past the center marker and do a right rollback at least twenty feet (6.09m) from the wall or fence - no hesitation.
 6. Continue back around previous circle but do not close this circle. Run up the left side of the arena past the center marker and do a left rollback at least twenty feet (6.09m) from the wall or fence - no hesitation.
 7. Continue back around previous circle but do not close this circle. Run up the right side of the arena past the center marker and do a sliding stop at least twenty feet (6.09m) from the wall or fence. Back up at least ten feet (3m). Hesitate to demonstrate the completion of the pattern.
- Rider may dismount and drop bridle to the designated judge.

[R/NRHAP-6]

Pattern Provided by:
Johanna Vorraber

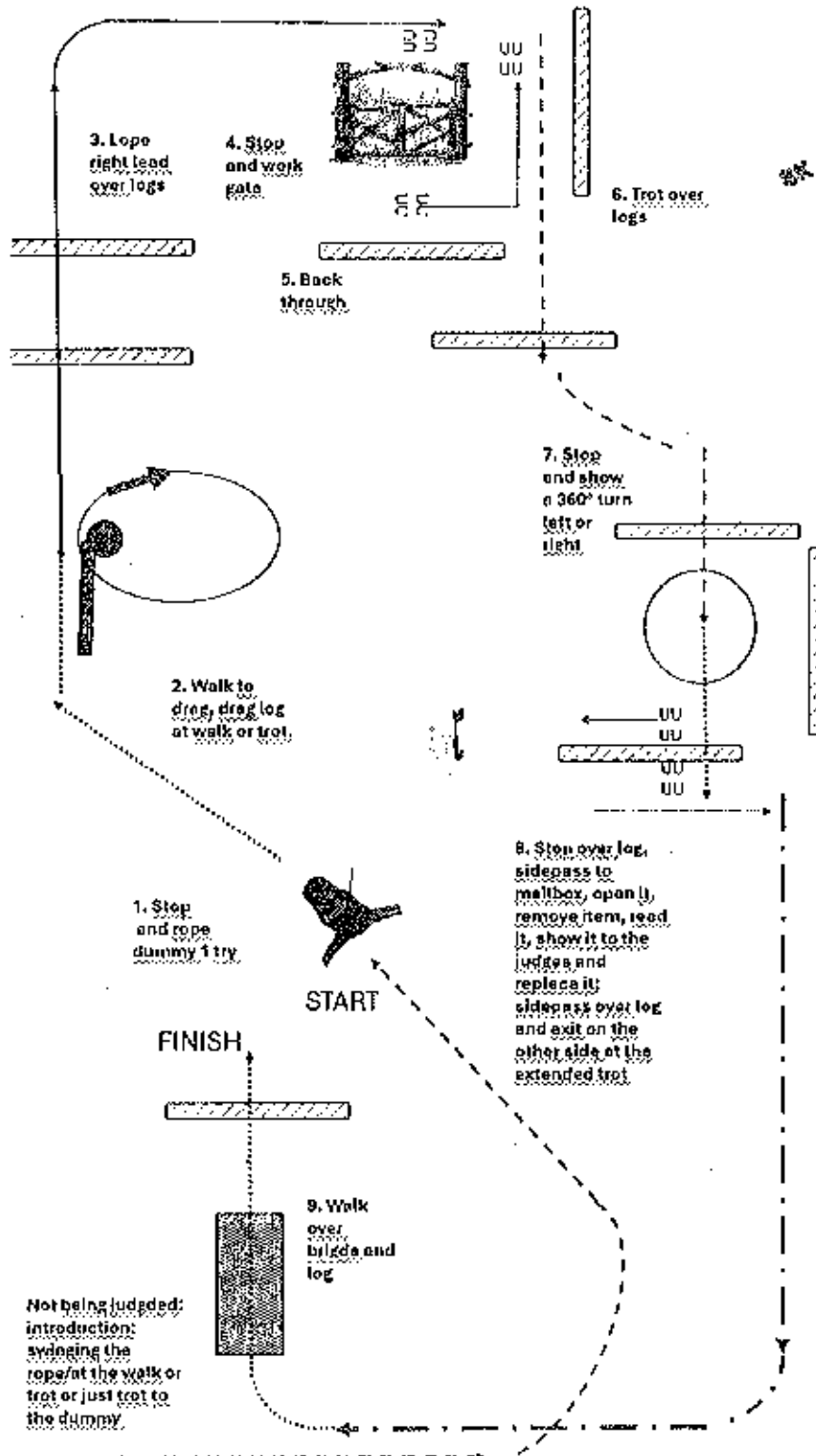
STYRIAN PAINT HORSE CLASSIC 2024

Show Date: 07-25-07-28 2024 *81+82+83* Amateur allbreed + APHA reg.+SPB



STYRIAN PAINT HORSE CLASSIC 2024

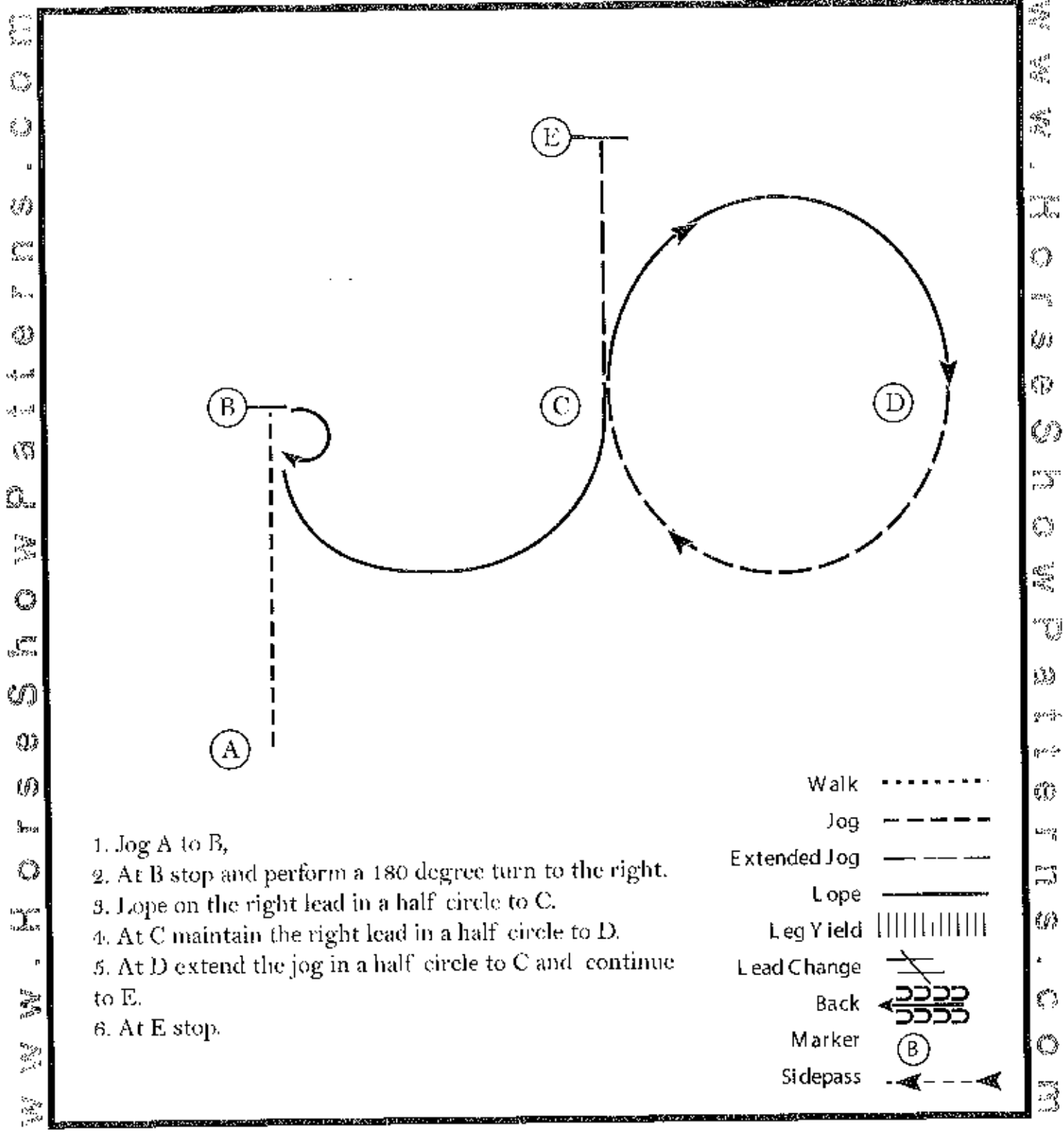
Show Date: 07-25-07-28 2024 *84+85+86* Open allbreed + APHA reg.+SPB



STYRIAN PAINT HORSE CLASSIC 2024

***105 106 107 109* WHMS (all breed APHA)**

Show Date: 07-25-07-28 2024



1. Jog A to B,
2. At B stop and perform a 180 degree turn to the right.
3. Lope on the right lead in a half circle to C.
4. At C maintain the right lead in a half circle to D.
5. At D extend the jog in a half circle to C and continue to E.
6. At E stop.

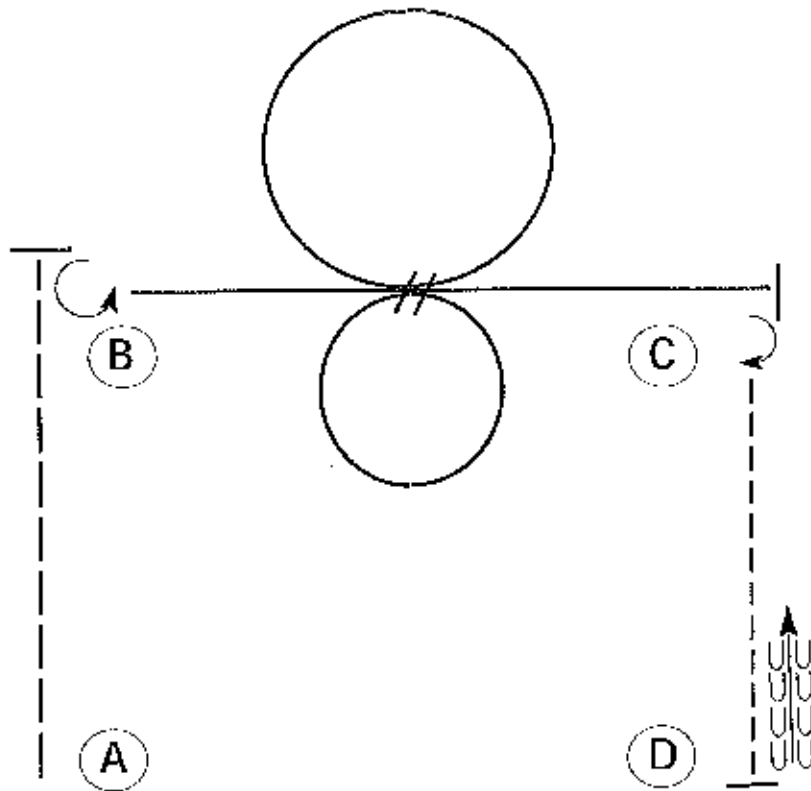
[WH/2-4]

Pattern Provided by:
Johanna Vorraber

STYRIAN PAINT HORSE CLASSIC 2024

***108+110+111* WHMS (SPB + regular + all breed)**

Show Date: 07-25-07-28 2024



Be ready at A.

1. Extended trot from A past B.
2. Stop past B and perform a 270 degree turn to the left.
3. Lope on the right lead halfway to C.
4. Perform a small, slow circle to the right.
5. Change leads and perform a large, fast circle to the left.
6. Continue to lope past C and stop.
7. Perform a 1/4 turn to the right.
8. Jog to D.
9. Stop and back approximately one horse length.

Follow the instructions of your ring steward.

Walk	-----
Jog	- - - - -
Extended Jog	-----
Lope	-----
Lead Change	
Back	
Marker	(B)

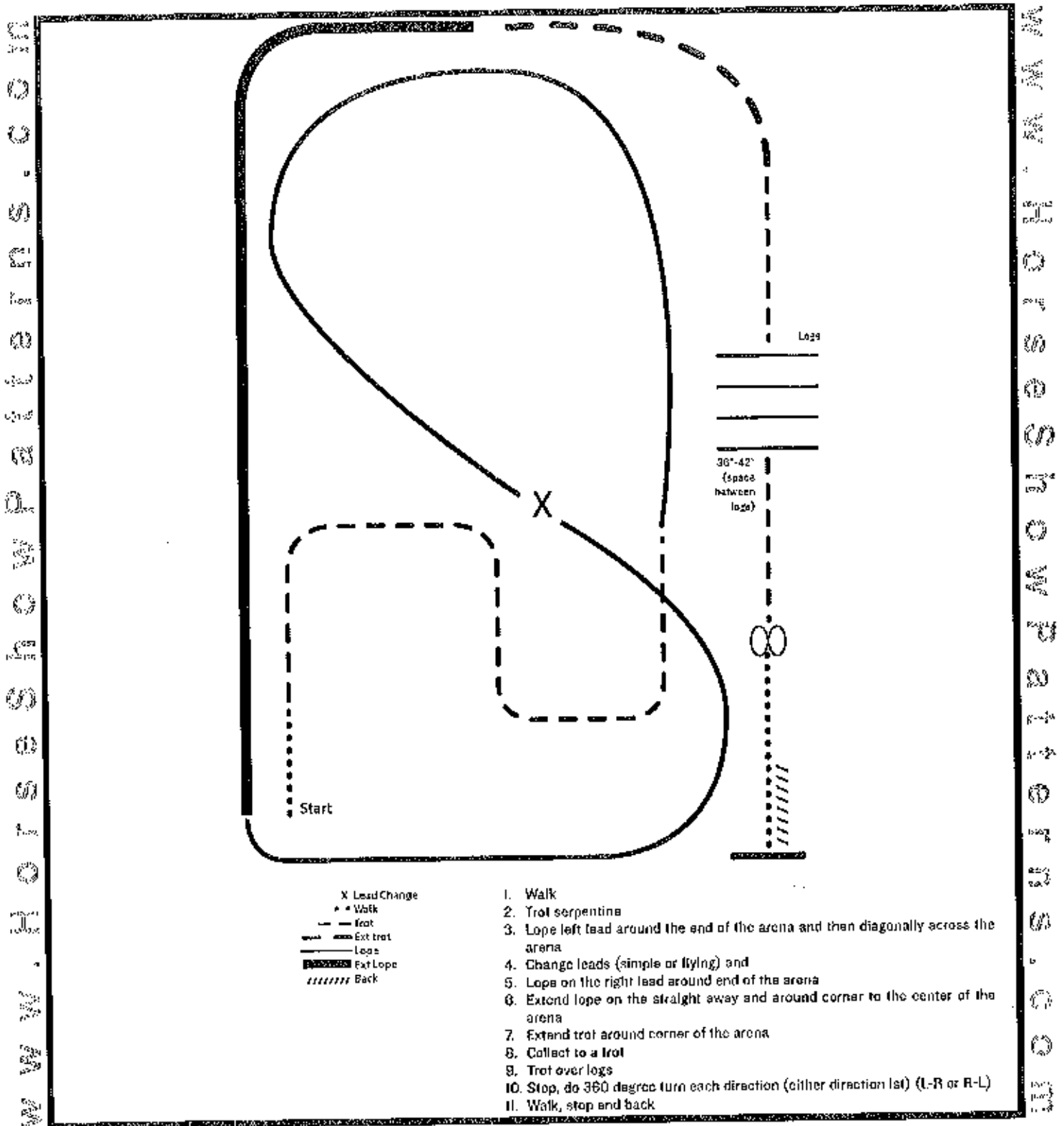
[WH/2-88]

Pattern Provided by:
Johanna Vorraber

STYRIAN PAINT HORSE CLASSIC 2024

***117+118* RaRiding (Amateur SPB und regular)**

Show Date: 07-25-07-28 2024



- X Lead Change
- Walk
- - - Trot
- — — Ext trot
- Lope
- — — Ext Lope
- //// Back

1. Walk
2. Trot serpentine
3. Lope left lead around the end of the arena and then diagonally across the arena
4. Change leads (simple or flying) and
5. Lope on the right lead around end of the arena
6. Extend lope on the straight away and around corner to the center of the arena
7. Extend trot around corner of the arena
8. Collect to a trot
9. Trot over logs
10. Stop, do 360 degree turn each direction (either direction 1st) (L-R or R-L)
11. Walk, stop and back

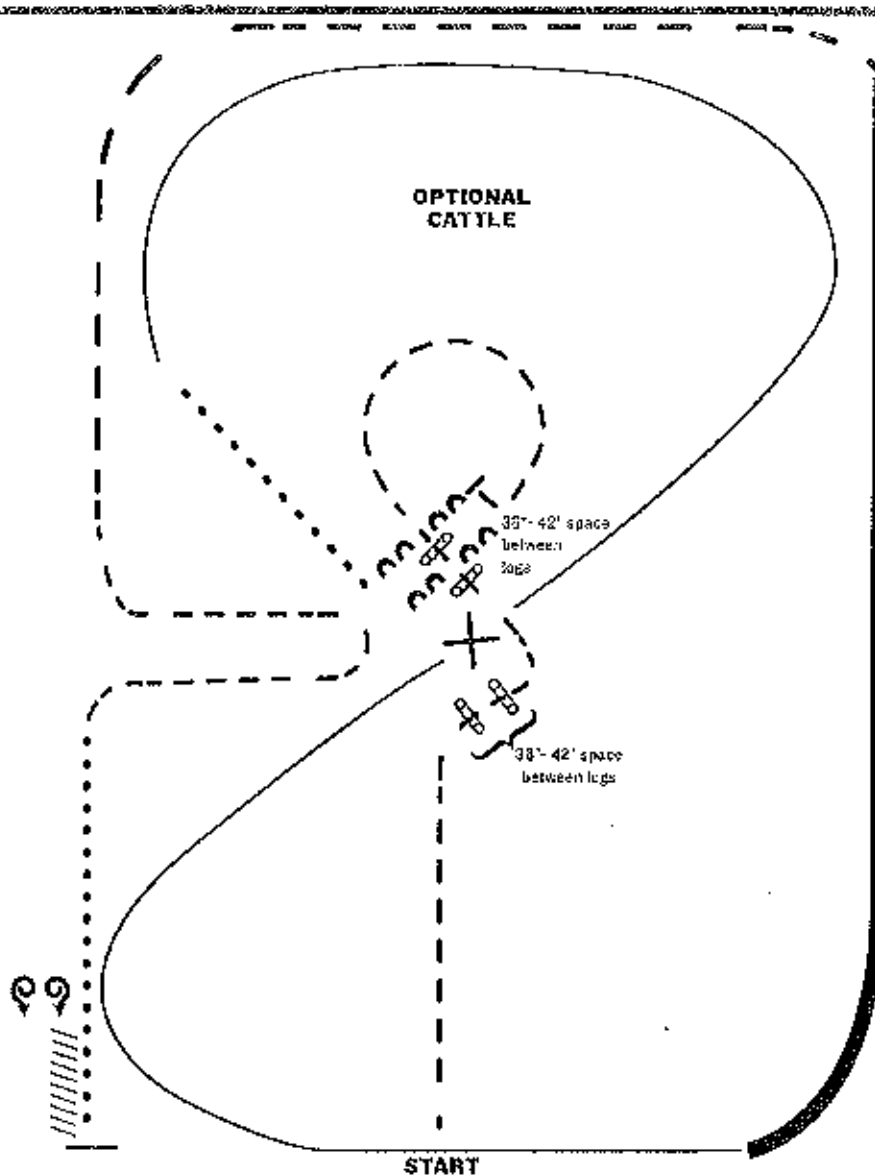
[RR/AQHA-3]

Pattern Provided by:
Johanna Vorraber

STYRIAN PAINT HORSE CLASSIC 2024

*119+120 RaRiding (SPB + regular)

Show Date: 07-25-07-28 2024



1. Trot
2. Trot two sets of logs
3. Trot circle, stop and side pass log left
4. Walk
5. Lope right lead
6. Change leads (simple or flying)
7. Lope left lead
8. Extended lope (left lead)
9. Extended trot
10. Trot
11. Walk
12. Stop and back
13. 360 degree turn each direction (either direction 1st) (L-R or R-L)

Note: The drawn description of this pattern is only intended for the general depiction of the pattern. Exhibitors should utilize the arena space to best exhibit their horses.

[RR/AQHA-9]

Pattern Provided by:

Johanna Vorraber

© 2024 HorseShowPatterns.com. All Rights Reserved.

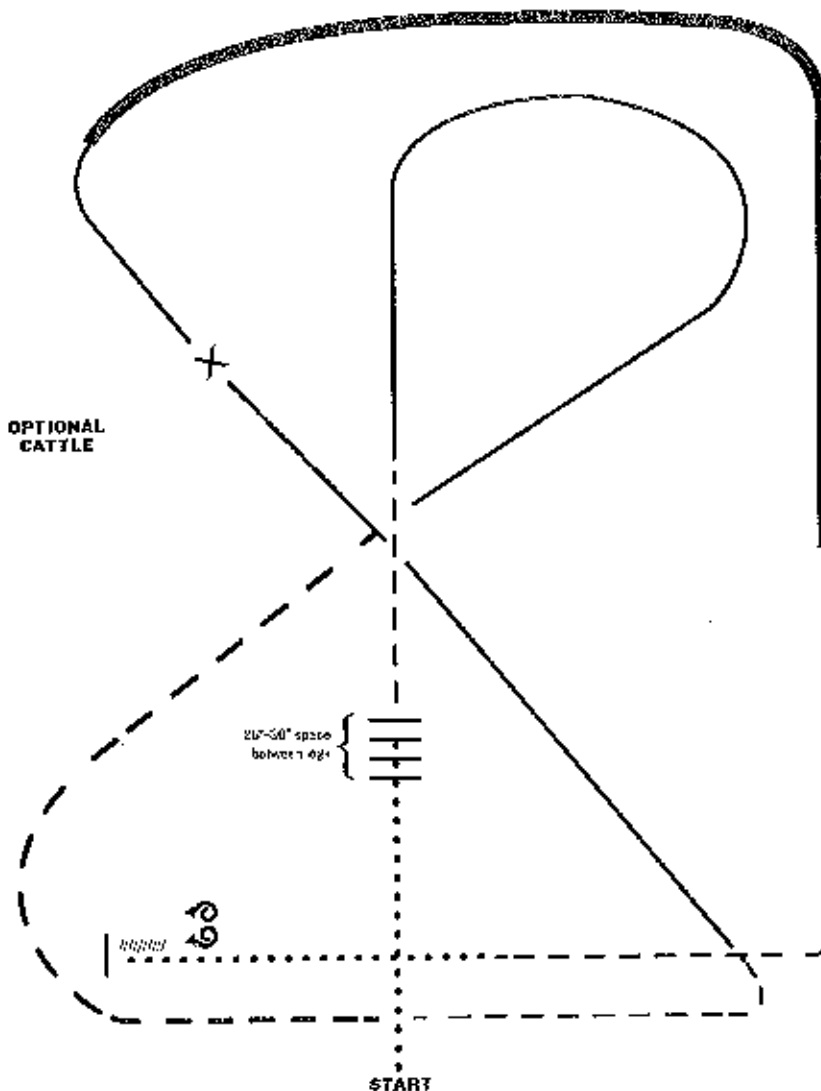
W W W . H O R S E S H O W P A T T E R N S . C O M

W W W . H O R S E S H O W P A T T E R N S . C O M

STYRIAN PAINT HORSE CLASSIC 2024

***121+122* RaRiding (all breed Rookie & >outh)**

Show Date: 07-25-07-28 2024



1. Walk
2. Walk over logs
3. Trot
4. Lope right lead
5. Extended trot
6. Trot
7. Lope left lead
8. Change leads (simple or flying)
9. Right lead, extended lope
10. Collect Lope
11. Trot
12. Walk
13. Stop and back
14. 360 degree turn each direction (either direction 1st) (L-R or R-L)

Note: The drawn description of this pattern is only intended for the general depiction of the pattern. Exhibitors should utilize the arena space to best exhibit their horses.

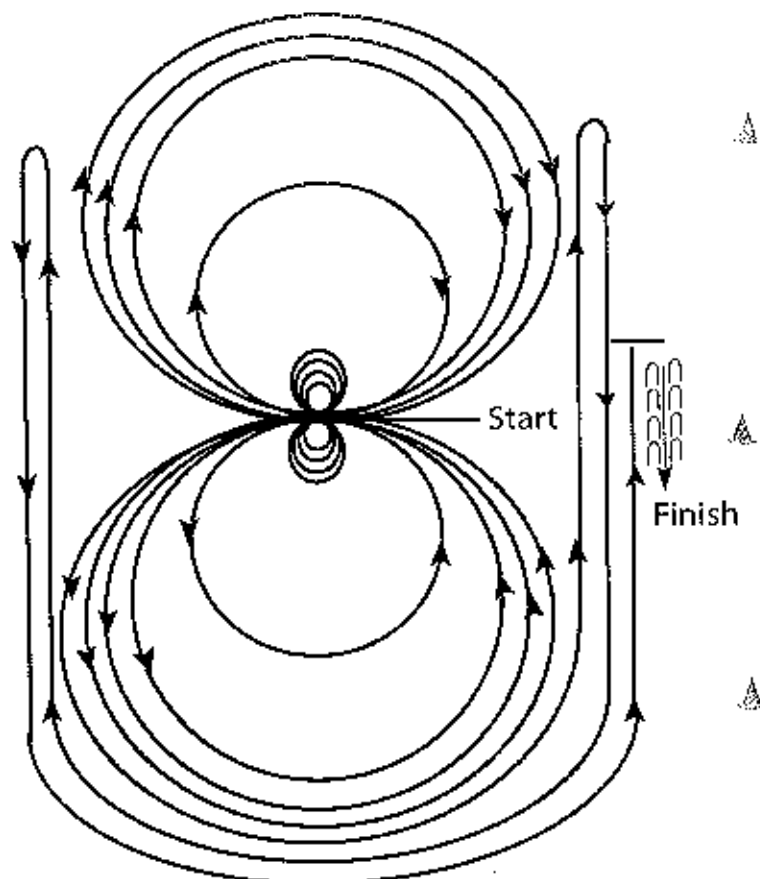
[RR/AQHA-5]

Pattern Provided by:
Johanna Vorraber

STYRIAN PAINT HORSE CLASSIC 2024

123+124 Reining S (Amateur)

Show Date: 07-25-07-28 2024



Horses may walk or trot to the center of the arena. Beginning at the center of the arena facing the left wall or fence.

1. Beginning on the left lead, complete three circles to the left: the first two circles large and fast; the third circle small and slow. Stop at the center of the arena.

2. Complete four spins to the left. Hesitate.

3. Beginning on the right lead, complete three circles to the right: the first two circles large and fast; the third circle small and slow. Stop at the center of the arena.

4. Complete four spins to the right. Hesitate.

5. Beginning on the left lead, run a large fast circle to the left, change leads at the center of the arena, run a large fast circle to the right, and change leads at the center of the arena.

6. Continue around previous circle to the left but do not close this circle. Run up the right side of the arena past the center marker and do a right rollback at least twenty feet (6.09m) from the wall or fence – no hesitation.

7. Continue around previous circle but do not close this circle. Run up the left side of the arena past the center marker and do a left rollback at least twenty feet (6.09m) from the wall or fence – no hesitation.

8. Continue back around previous circle but do not close this circle. Run up the right side of the arena past the center marker and do a sliding stop at least twenty feet (6.09m) from the wall or fence. Back up at least ten feet (3m). Hesitate to demonstrate completion of the pattern.

Rider may dismount and drop bridle to the designated judge.

[R/NRHAP-5]

Pattern Provided by:

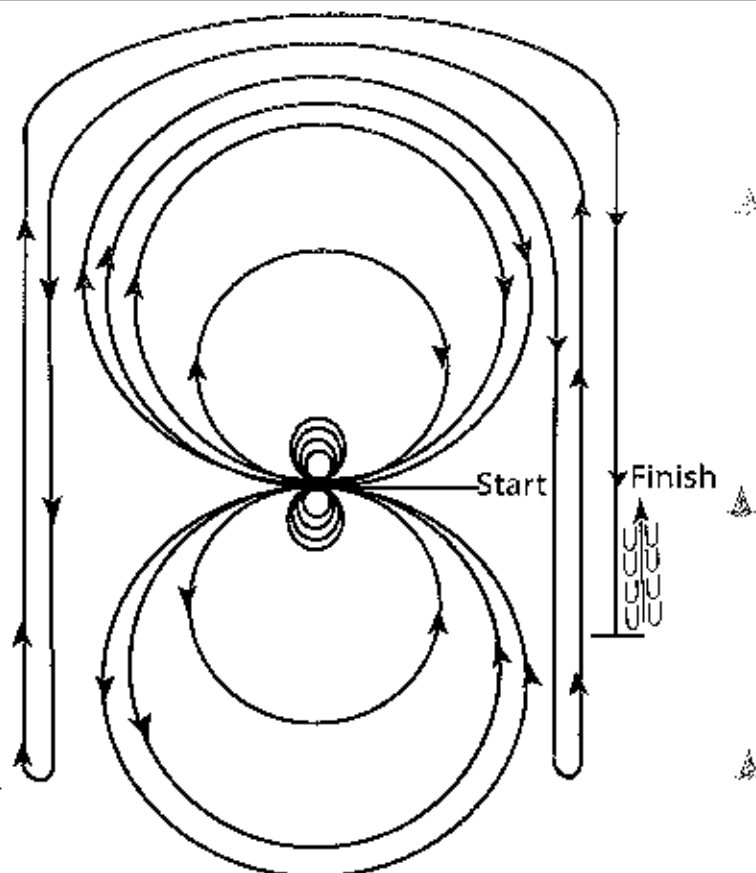
Johanna Vorraber

©2024 HorseShowPatterns.com. All Rights Reserved.

STYRIAN PAINT HORSE CLASSIC 2024

25+126+127+128+130* Reining (allbreed+APHA A, NA, Y, NY, Y+NY+N

Show Date: 07-25-07-28 2024



Horses may walk or trot to the center of the arena. Beginning at the center of the arena facing the left wall or fence.

1. Complete four spins to the left.
 2. Complete four spins to the right. Hesitate.
 3. Beginning on the right lead, complete three circles to the right: the first circle large and fast; the second circle small and slow; the third circle large and fast. Change leads at the center of the arena.
 4. Complete three circles to the left: the first circle large and fast; the second circle small and slow; the third circle large and fast. Change leads at the center of the arena.
 5. Begin a large fast circle to the right but do not close this circle. Run straight down the right side of the arena past the center marker and do a left rollback at least twenty feet (6.09m) from the wall or fence – no hesitation.
 6. Continue back around the previous circle but do not close this circle. Run down the left side of the arena past the center marker and do a right rollback at least twenty feet (6.09m) from the wall or fence – no hesitation.
 7. Continue back around the previous circle but do not close this circle. Run down the right side of the arena past the center marker and do a sliding stop at least twenty feet (6.09m) from the wall or fence. Back up at least ten feet (3m). Hesitate to demonstrate completion of the pattern.
- Rider may dismount and drop bridle to the designated judge.

[R/IRHAP-8]

Pattern Provided by:

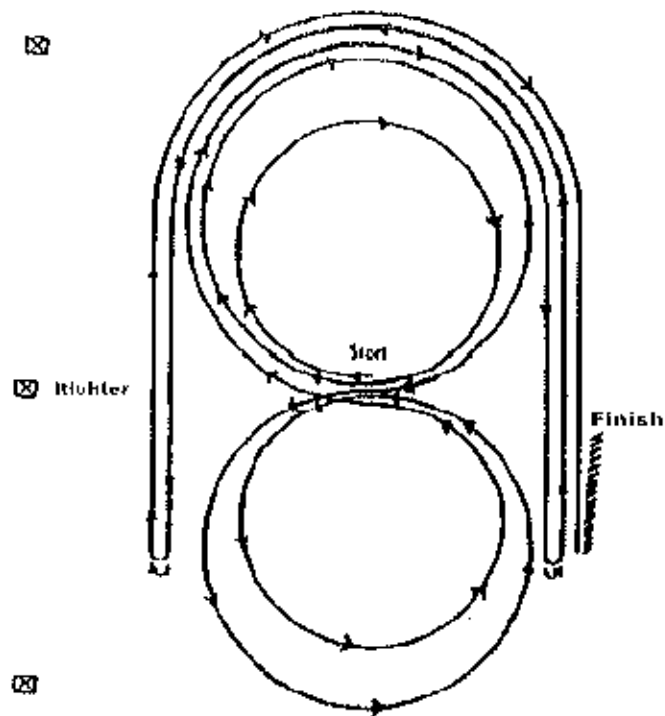
Johanna Vorraber

STYRIAN PAINT HORSE CLASSIC 2024

Show Date: 07-25-07-28 2024

129 Rookie allbreed

Pattern L3



1. Start im Center mit Blick zur linken Bande. 2 Zirkel rechts, der erste klein und langsam, der zweite groß und schnell, einfacher oder fliegender Galoppwechsel
2. 2 Zirkel links, der erste groß und schnell, der zweite klein und langsam, einfacher oder fliegender Galoppwechsel
3. 1 großer, schneller Zirkel, nicht schließen, Run über den Mittelmarker hinaus, mindestens 6 Meter von der Bande entfernt, Stopp, Rollback links
4. Bahn umrunden, Run über den Mittelmarker hinaus, mindestens 6 Meter von der Bande entfernt. Stopp, Rollback rechts
5. Bahn umrunden, Run über Mittelmarker hinaus, mindestens 6 Meter von der Bande entfernt, Stopp, Rückwärtsrichten bis zur Mitte oder mindestens 3 m, verharren

Zum Richter, absteigen und Zaumzeug abnehmen.

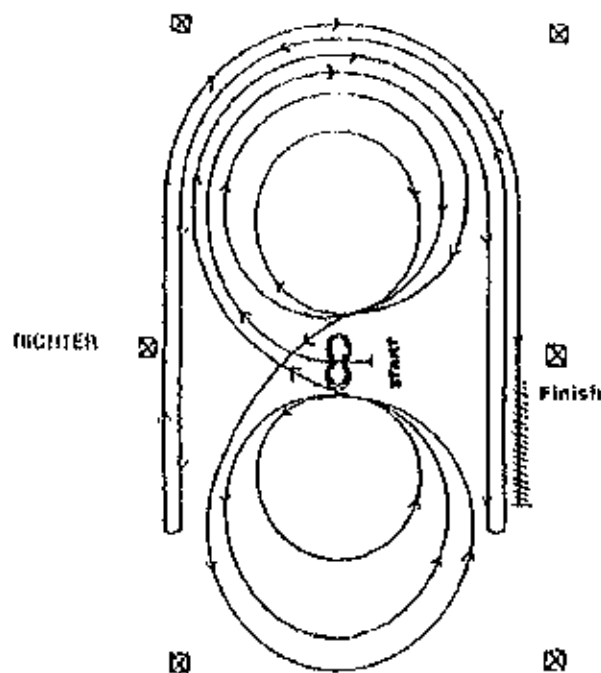
STYRIAN PAINT HORSE CLASSIC 2024

Show Date: 07-25-07-28 2024

131 Amateur allbreed

166 Youth allbreed

Pattern L2



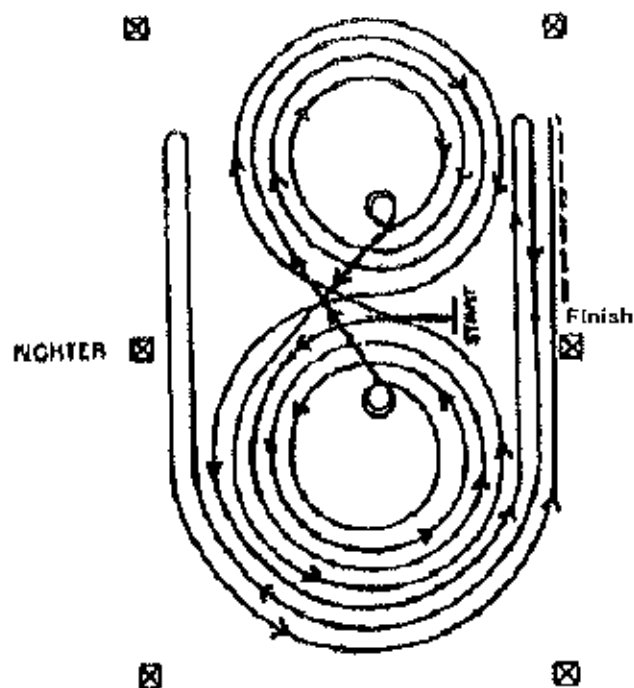
1. Im Schritt zum Center mit Blick zur linken Bande, 2 Spins links
 2. 2 Spins rechts, verharren
 3. 3 komplette Zirkel auf der rechten Hand, der erste Zirkel groß und schnell, der zweite klein und langsam, der dritte groß und schnell. Einfacher oder liegender Galoppwechsel im Center
 4. 3 komplette Zirkel auf der linken Hand, der erste Zirkel groß und schnell, der zweite klein und langsam, der dritte groß und schnell. Einfacher oder liegender Galoppwechsel im Center
 5. 1 großer, schneller Zirkel nach rechts, der nicht geschlossen wird, sondern in gerader Linie an der Mittelmarkierung vorbei führt. Stopp nach dem Mittelmarker, Rollback links etwa 6m von der Bande entfernt
 6. Zurück in einem großen schnellen Zirkel nach links, der nicht geschlossen wird, sondern in gerader Linie an der Mittelmarkierung vorbeiführt. Stopp nach dem Mittelmarker, Rollback rechts etwa 6m von der Bande entfernt
 7. Zurück in einem großen, schnellen Zirkel nach rechts, der nicht geschlossen wird, sondern in gerader Linie an der Mittelmarkierung vorbeiführt. Stopp nach dem Mittelmarker etwa 6m von der Bande entfernt, Rückwärtsrichten mindestens 3m, verharren
- Zum Richter, absteigen und Zaumzeug abnehmen.

STYRIAN PAINT HORSE CLASSIC 2024

Show Date: 07-25-07-28 2024

132 Amateur allbreed jun. horse

Pattern L5



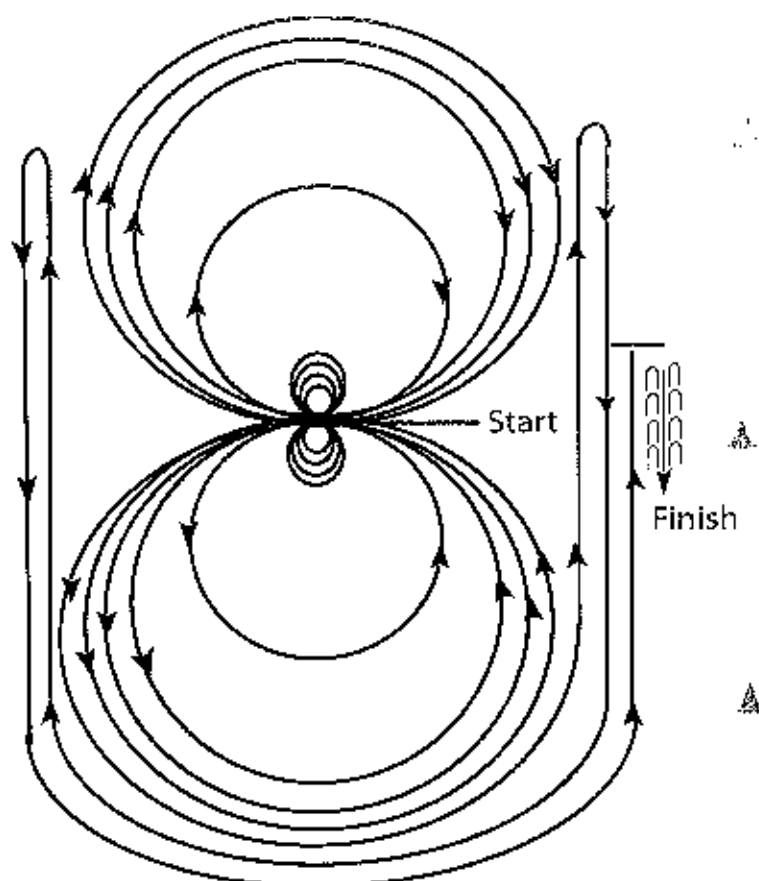
1. Start im Center mit Blick zur linken Bande. Start im Linksgalopp, 3 Zirkel links: die ersten zwei Zirkel groß und schnell; den dritten Zirkel klein und langsam. Stopp in der Mitte der Arena.
2. 2 Spins links. Verharren.
3. Start im Rechtsgalopp, 3 Zirkel rechts: die ersten zwei Zirkel groß und schnell; den dritten Zirkel klein und langsam. Stopp in der Mitte der Arena.
4. 2 Spins rechts. Verharren.
5. Im Linksgalopp beginnend eine große, schnelle Figur 8 reiten (einfacher oder fliegender Galoppwechsel).
6. Figur 8 beenden und einen großen schnellen Linkszirkel beginnen, nicht schließen und an der nächsten langen Seite einen Run; nach dem Mittelmarker Stopp, dann Rollback rechts mindestens 6 Meter von der Bande entfernt; kein Verharren.
7. Die Bahn umrunden und an der nächsten langen Seite nach dem Mittelmarker mindestens 6 Meter von der Bande entfernt. Stopp, dann Rollback nach links; kein Verharren.
8. Die Bahn umrunden und an der nächsten langen Seite nach dem Mittelmarker und mindestens 6 Meter von der Bande entfernt Stopp. Mindestens 3 Meter Rückwärtsrichten. Verharren, um das Ende der Aufgabe anzuzeigen.

Zum Richter und Zaumzeug abnehmen.

STYRIAN PAINT HORSE CLASSIC 2024

*133 Reining S Open (all breed)

Show Date: 07-25-07-28 2024



Horses may walk or trot to the center of the arena. Beginning at the center of the arena facing the left wall or fence.

1. Beginning on the left lead, complete three circles to the left: the first two circles large and fast; the third circle small and slow. Stop at the center of the arena.

2. Complete four spins to the left. Hesitate.

3. Beginning on the right lead, complete three circles to the right: the first two circles large and fast; the third circle small and slow. Stop at the center of the arena.

4. Complete four spins to the right. Hesitate.

5. Beginning on the left lead, run a large fast circle to the left, change leads at the center of the arena, run a large fast circle to the right, and change leads at the center of the arena.

6. Continue around previous circle to the left but do not close this circle. Run up the right side of the arena past the center marker and do a right rollback at least twenty feet (6.09m) from the wall or fence – no hesitation.

7. Continue around previous circle but do not close this circle. Run up the left side of the arena past the center marker and do a left rollback at least twenty feet (6.09m) from the wall or fence – no hesitation.

8. Continue back around previous circle but do not close this circle. Run up the right side of the arena past the center marker and do a sliding stop at least twenty feet (6.09m) from the wall or fence. Back up at least ten feet (3m). Hesitate to demonstrate completion of the pattern.

Rider may dismount and drop bridle to the designated judge.

[R/NRHAP-5]

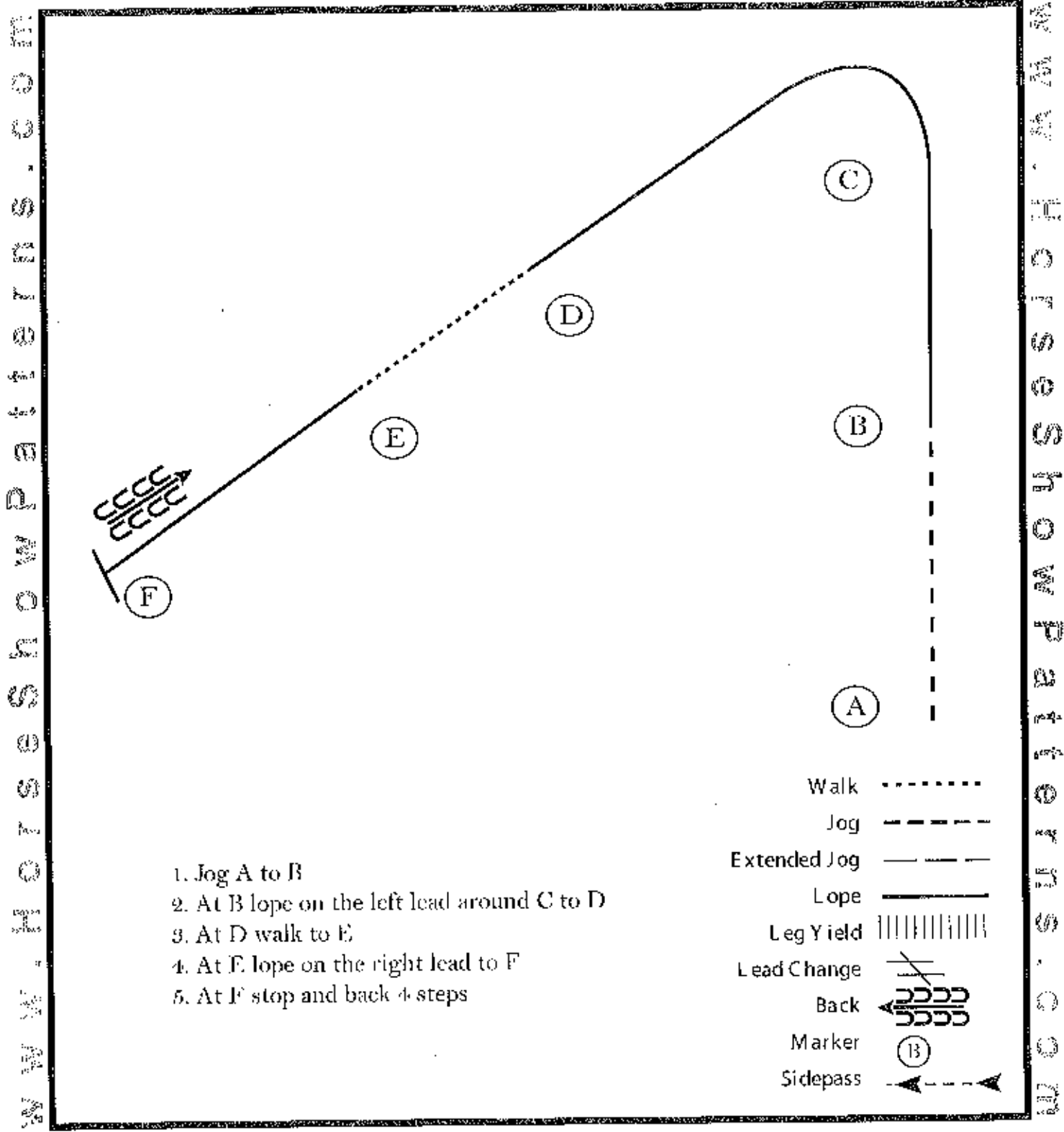
Pattern Provided by:

Johanna Vorraber

STYRIAN PAINT HORSE CLASSIC 2024

***146 Western horsemanship (Youth Rookie)**

Show Date: 07-25-07-28 2024



1. Jog A to B
2. At B lope on the left lead around C to D
3. At D walk to E
4. At E lope on the right lead to F
5. At F stop and back 4 steps

Walk
Jog	- - - - -
Extended Jog	- - - - -
Lope	—————
Leg Yield	
Lead Change	///
Back	SSSS
Marker	(13)
Sidepass	← - - - - →

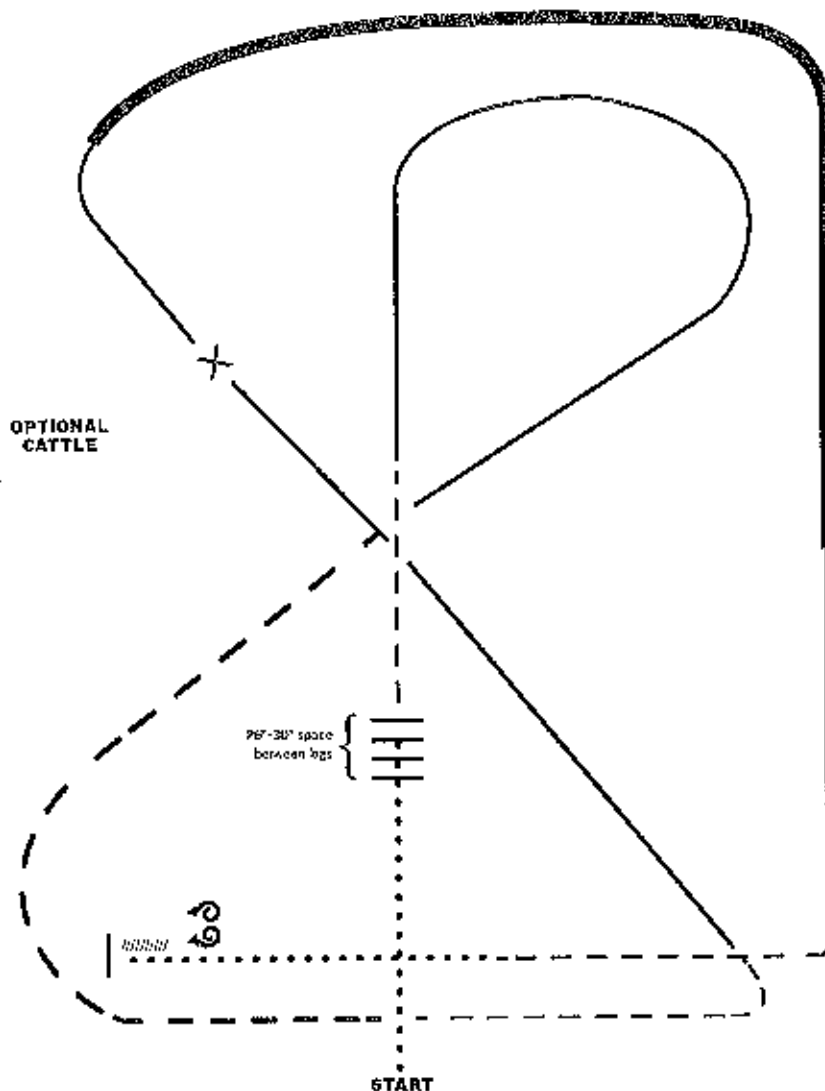
[WH/1-31]

Pattern Provided by:
Johanna Vorraber

STYRIAN PAINT HORSE CLASSIC 2024

*147 149 RaRiding A NA (all breed APHA NA)

Show Date: 07-25-07-28 2024



1. Walk
2. Walk over logs
3. Trot
4. Lope right lead
5. Extended trot
6. Trot
7. Lope left lead
8. Change leads (simple or flying)
9. Right lead, extended lope
10. Collect Lope
11. Trot
12. Walk
13. Stop and back
14. 360 degree turn each direction (either direction 1st) (L-R or R-L)

Note: The drawn description of this pattern is only intended for the general depiction of the pattern. Exhibitors should utilize the arena space to best exhibit their horses.

[RR/AQHA-5]

Pattern Provided by:
Johanna Vorraber

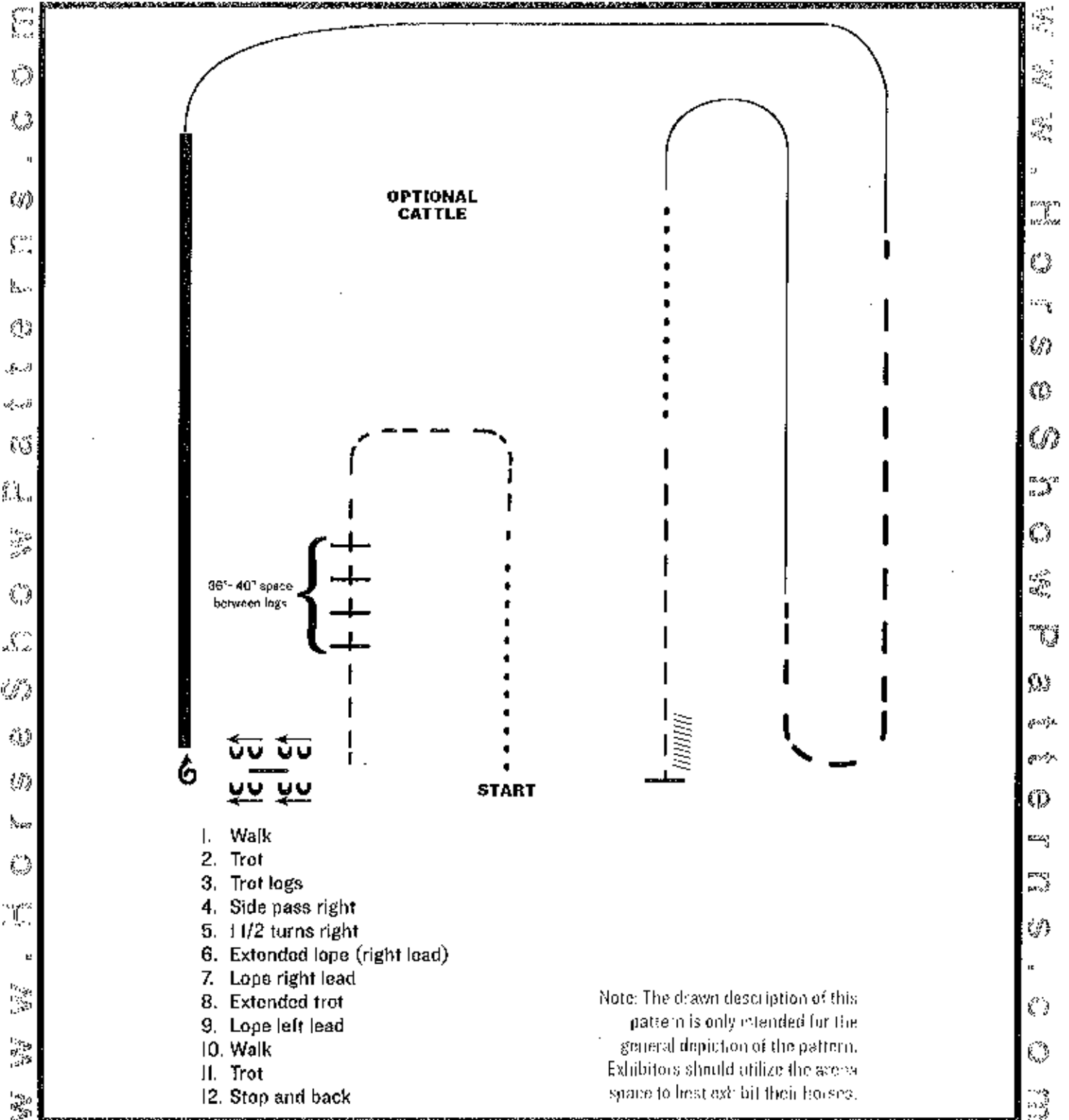
W W H O R S E S H O W P A T T E R N S . C O M

W W H O R S E S H O W P A T T E R N S . C O M

STYRIAN PAINT HORSE CLASSIC 2024

*148 Ranch Riding (allbreed Open)

Show Date: 07-25-07-28 2024



1. Walk
2. Trot
3. Trot logs
4. Side pass right
5. 1 1/2 turns right
6. Extended lope (right lead)
7. Lope right lead
8. Extended trot
9. Lope left lead
10. Walk
11. Trot
12. Stop and back

Note: The drawn description of this pattern is only intended for the general depiction of the pattern. Exhibitors should utilize the arena space to best exhibit their horses.

[RR/AQHA-12]

Pattern Provided by:
Johanna Vorraber

STYRIAN PAINT HORSE CLASSIC 2024

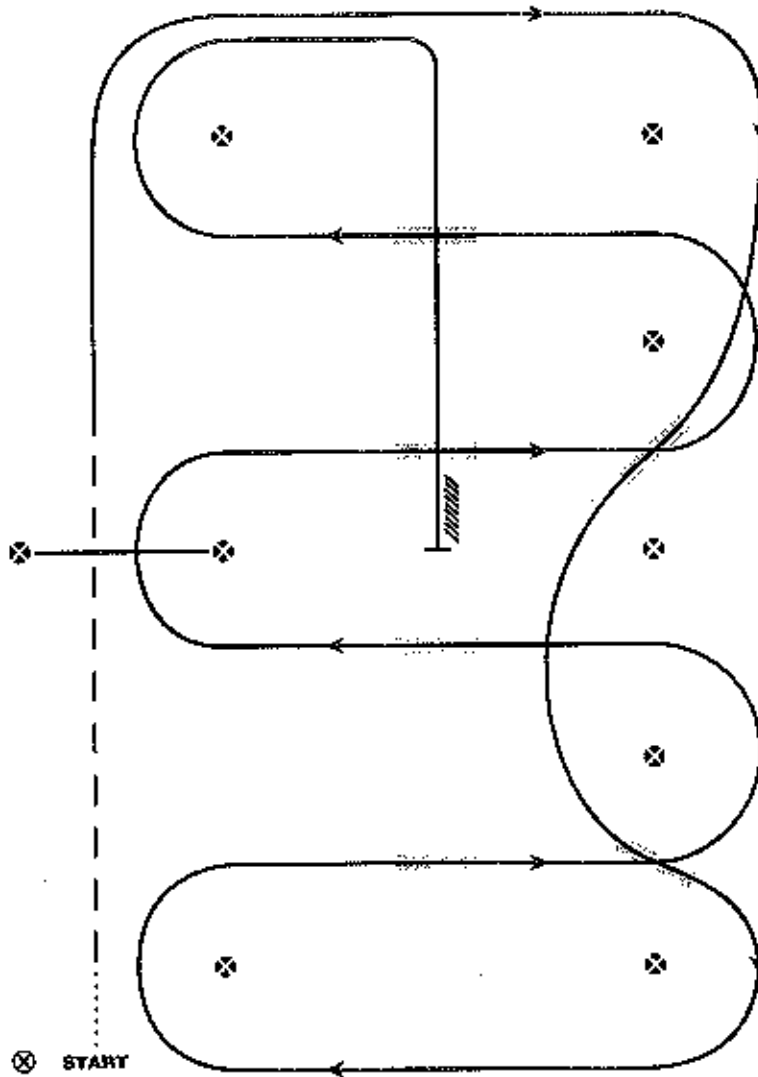
157+158 Green Western Riding (SPB + regular)

Show Date: 07-25-07-28 2024

LEVEL I WESTERN RIDING PATTERN 6

LEGEND

.....	Walk
---	Jog
—	Lope
	Line Change
	Line Change



1. Walk at least 15 feet from start cone to the first marker, transition to jog, jog over jog.
2. Transition to the lope right lead & lope around end
3. First line change
4. Second line change, lope around the end of arena
5. First crossing change
6. Second crossing change
7. Lope over jog
8. Third crossing change
9. Fourth crossing change
10. Lope up the center, stop & back

Revised 06 07-2021

[WR/GP-6]

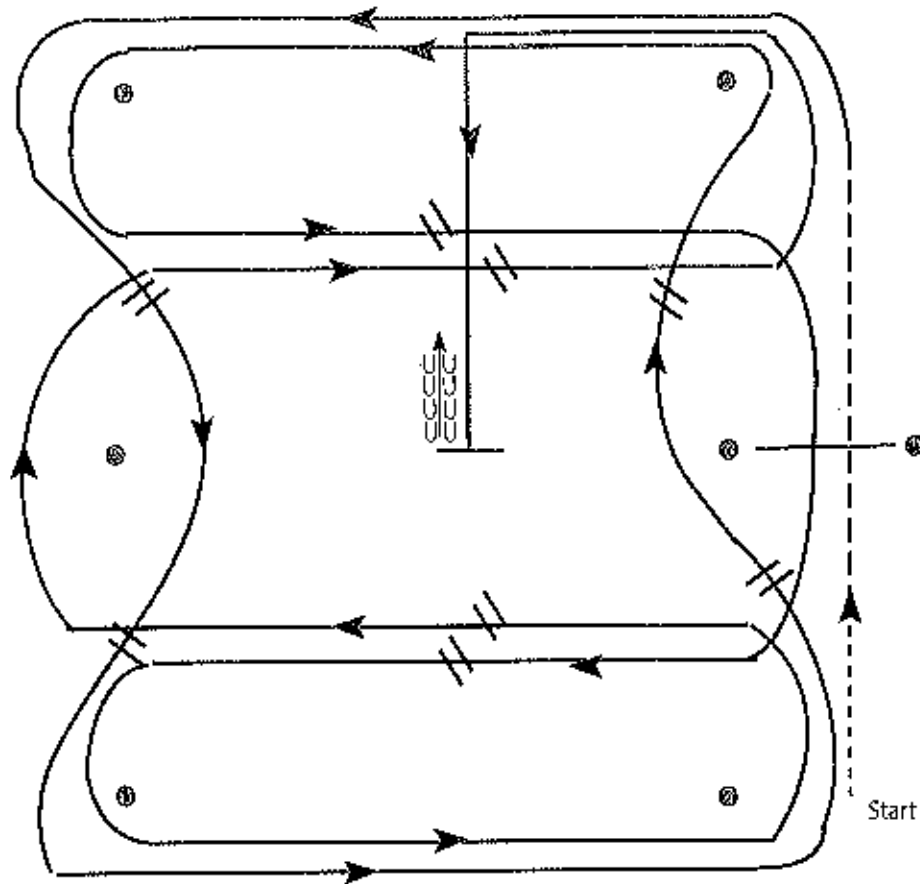
Pattern Provided by:
Johanna Vorraber

©2024 HorseShowPatterns.com. All Rights Reserved.

STYRIAN PAINT HORSE CLASSIC 2024

***159+160+161* WR Open (Allbreed, SPB + Regular)**

Show Date: 07-25-07-28 2024



1. Walk, transition to jog, jog over log.
2. Transition to the lope, on the left lead.
3. First line change.
4. Second line change.
5. Third line change.
6. Fourth line change.
7. First crossing change.
8. Lope over the log.
9. Second crossing change.
10. Third crossing change.
11. Fourth crossing change.
12. Lope, stop and back.

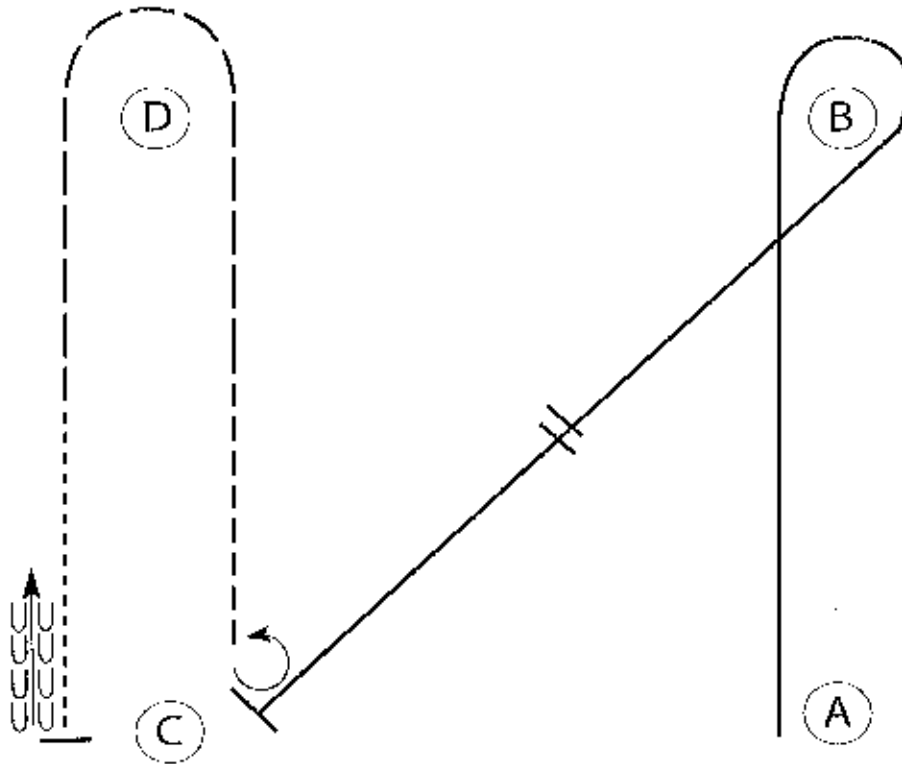
[WR/OP-5]

Pattern Provided by:
Johanna Vorraber

STYRIAN PAINT HORSE CLASSIC 2024

162+163* WHMS Amateur (rAPHA regular + SPB)

Show Date: 07-25-07-28 2024



Be ready at A.

1. Lope on the right lead from A to and around B.
2. Halfway to C, perform a flying lead change.
3. Lope to C.
4. Stop and perform a 270 degree turn to the left.
5. Jog halfway to D.
6. Extend the jog to and around D.
7. Halfway to C, break to a walk.
8. Stop at C and back approximately one horse length.

Follow the instructions of your ring steward.

Walk	-----
Jog	- - - - -
Extended Jog	-----
Lope	=====
Leg Yield	
Lead Change	↙
Back	←←←←← ←←←←←
Marker	(B)
Sidepass	← →

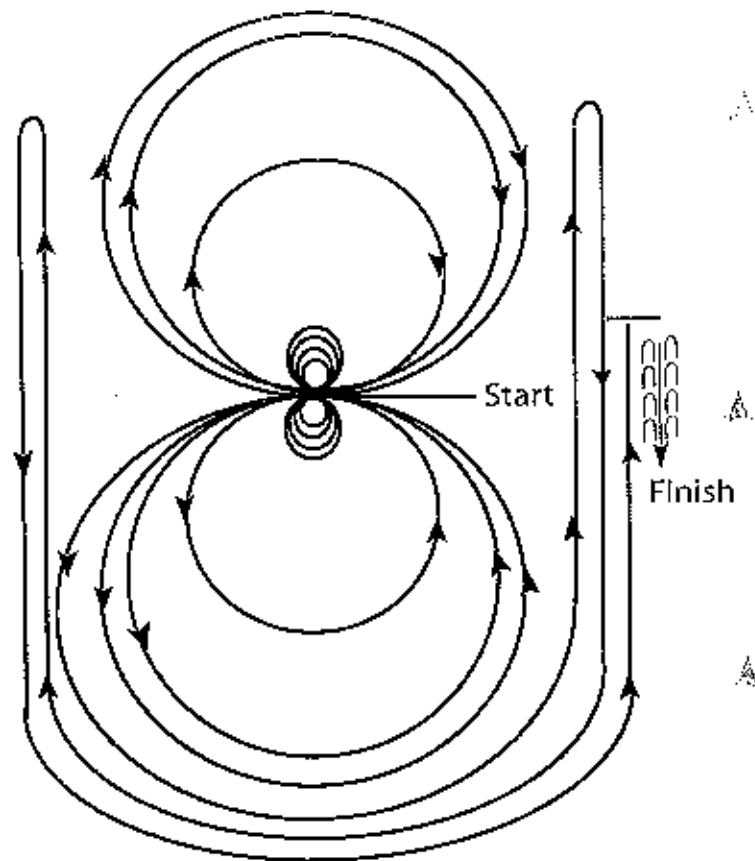
[WH/3-71]

Pattern Provided by:
Johanna Vorraber

STYRIAN PAINT HORSE CLASSIC 2024

*164 Reining Opwn (allbreed)

Show Date: 07-25-07-28 2024



Horses may walk or trot to the center of the arena. Beginning at the center of the arena facing the left wall or fence.

1. Complete four spins to the right.
 2. Complete four spins to the left. Hesitate.
 3. Beginning on the left lead, complete three circles to the left: the first two circles large and fast; the third circle small and slow. Change leads at the center of the arena.
 4. Complete three circles to the right: the first two circles large and fast; the third circle small and slow. Change leads at the center of the arena.
 5. Begin a large, fast circle to the left but do not close this circle. Run up the right side of the arena past the center marker and do a right rollback at least twenty feet (6.09m) from the wall or fence – no hesitation.
 6. Continue back around previous circle but do not close this circle. Run up the left side of the arena past the center marker and do a left rollback at least twenty feet (6.09m) from the wall or fence – no hesitation.
 7. Continue back around previous circle but do not close this circle. Run up the right side of the arena past the center marker and do a sliding stop at least twenty feet (6.09m) from the wall or fence. Back up at least ten feet (3m). Hesitate to demonstrate the completion of the pattern.
- Rider may dismount and drop bridle to the designated judge.

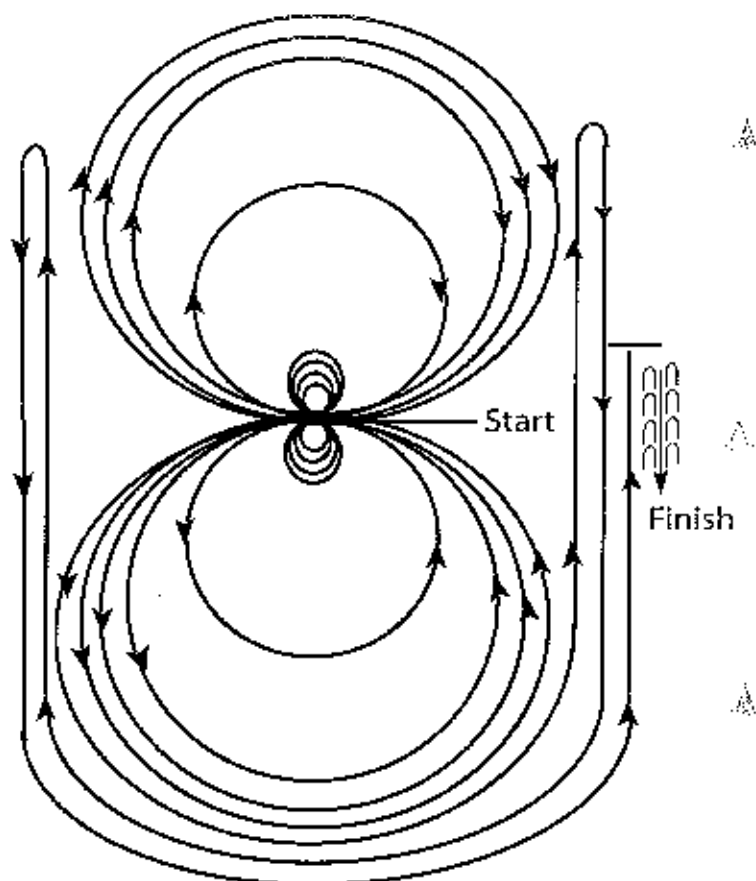
[R/NRHAP-6]

Pattern Provided by:
Johanna Vorraber

STYRIAN PAINT HORSE CLASSIC 2024

*165 Rining jun. Open (allbreed)

Show Date: 07-25-07-28 2024



Horses may walk or trot to the center of the arena. Beginning at the center of the arena facing the left wall or fence.

1. Beginning on the left lead, complete three circles to the left: the first two circles large and fast; the third circle small and slow. Stop at the center of the arena.
 2. Complete four spins to the left. Hesitate.
 3. Beginning on the right lead, complete three circles to the right: the first two circles large and fast; the third circle small and slow. Stop at the center of the arena.
 4. Complete four spins to the right. Hesitate.
 5. Beginning on the left lead, run a large fast circle to the left, change leads at the center of the arena, run a large fast circle to the right, and change leads at the center of the arena.
 6. Continue around previous circle to the left but do not close this circle. Run up the right side of the arena past the center marker and do a right rollback at least twenty feet (6.09m) from the wall or fence – no hesitation.
 7. Continue around previous circle but do not close this circle. Run up the left side of the arena past the center marker and do a left rollback at least twenty feet (6.09m) from the wall or fence – no hesitation.
 8. Continue back around previous circle but do not close this circle. Run up the right side of the arena past the center marker and do a sliding stop at least twenty feet (6.09m) from the wall or fence. Back up at least ten feet (3m). Hesitate to demonstrate completion of the pattern.
- Rider may dismount and drop bridle to the designated judge.

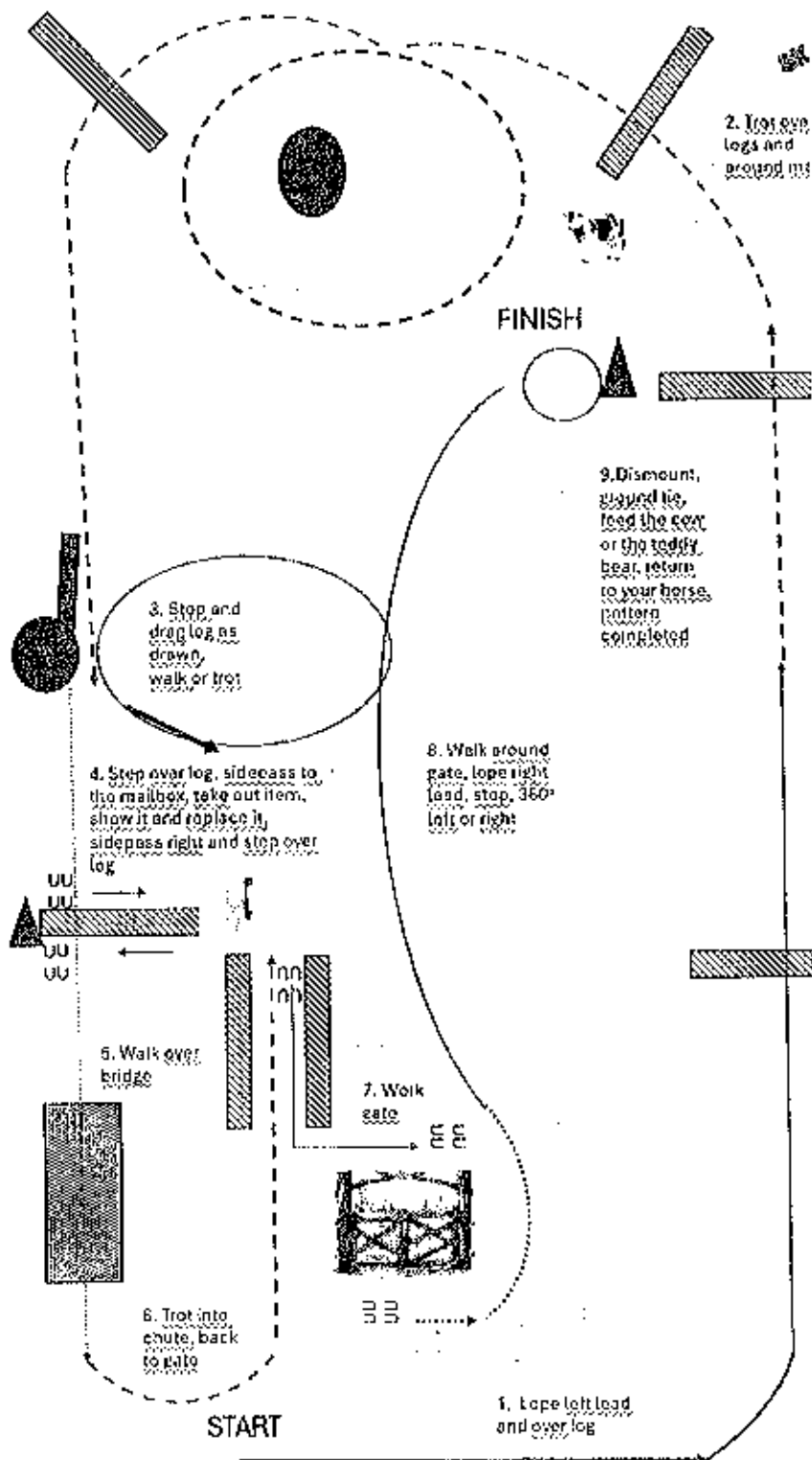
[R/NRHAP-5]

Pattern Provided by:

Johanna Vorraber

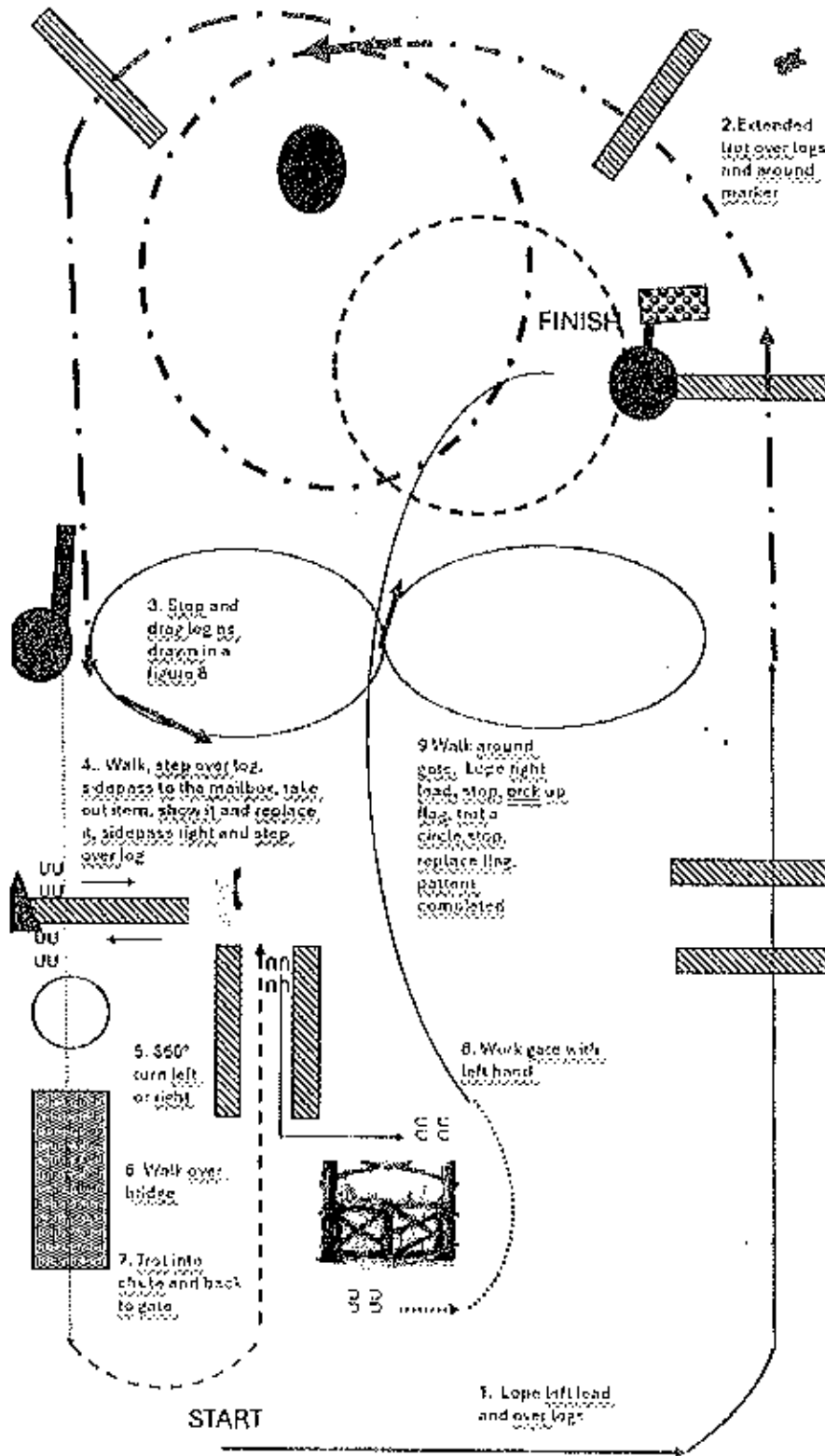
STYRIAN PAINT HORSE CLASSIC 2024

Show Date: 07-25-07-28 2024 *171* Ranch Trail Rookie allbreed



STYRIAN PAINT HORSE CLASSIC 2024

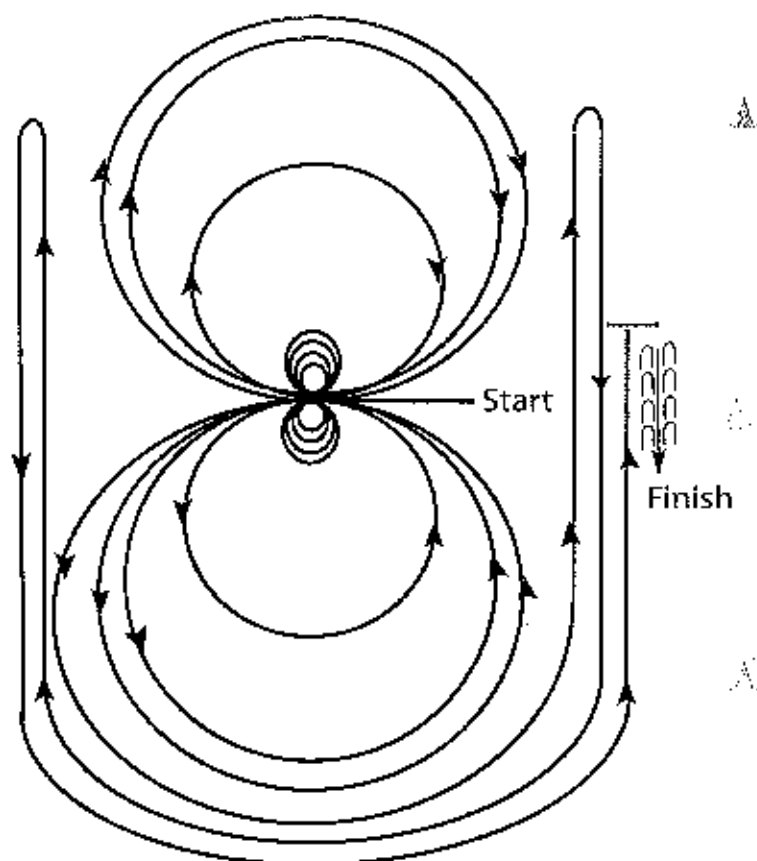
Show Date: 07-25-07-28 2024 *172* Ranch Trail Open allbreed



STYRIAN PAINT HORSE CLASSIC 2024

***179+180 Reining APHA (Open SPB + regular)**

Show Date: 07-25-07-28 2024



Horses may walk or trot to the center of the arena. Beginning at the center of the arena facing the left wall or fence.

1. Complete four spins to the right.
 2. Complete four spins to the left. Hesitate.
 3. Beginning on the left lead, complete three circles to the left: the first two circles large and fast; the third circle small and slow. Change leads at the center of the arena.
 4. Complete three circles to the right: the first two circles large and fast; the third circle small and slow. Change leads at the center of the arena.
 5. Begin a large, fast circle to the left but do not close this circle. Run up the right side of the arena past the center marker and do a right rollback at least twenty feet (6.09m) from the wall or fence – no hesitation.
 6. Continue back around previous circle but do not close this circle. Run up the left side of the arena past the center marker and do a left rollback at least twenty feet (6.09m) from the wall or fence – no hesitation.
 7. Continue back around previous circle but do not close this circle. Run up the right side of the arena past the center marker and do a sliding stop at least twenty feet (6.09m) from the wall or fence. Back up at least ten feet (3m). Hesitate to demonstrate the completion of the pattern.
- Rider may dismount and drop bridle to the designated judge.

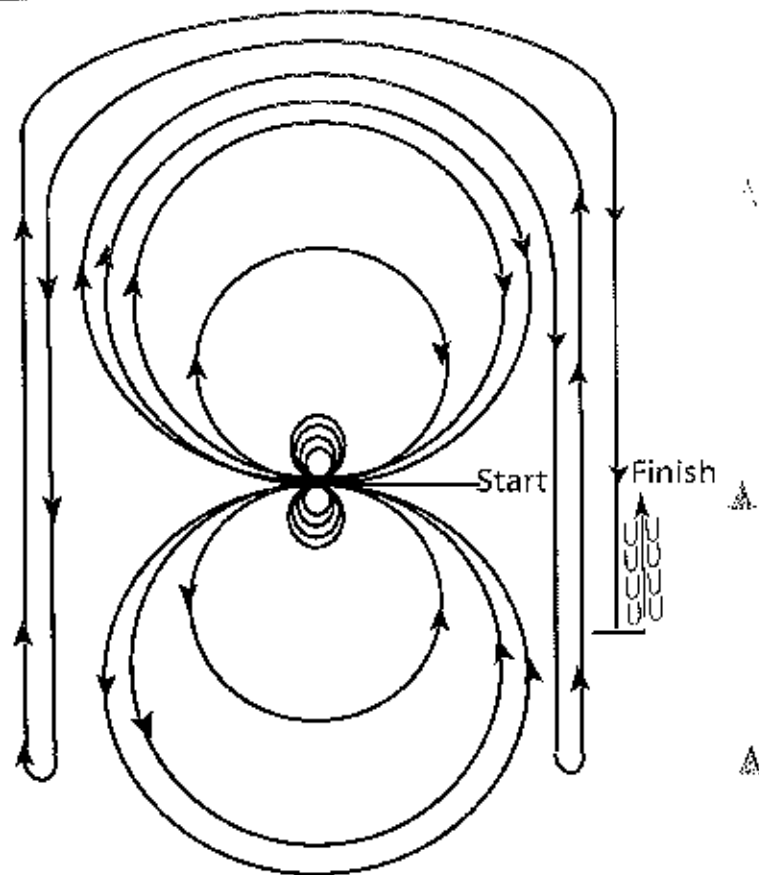
[R/NRHAP-6]

Pattern Provided by:
Johanna Vorraber

STYRIAN PAINT HORSE CLASSIC 2024

***183+184 Reining (allbreed Open + Youth LM)**

Show Date: 07-25-07-28 2024



Horses may walk or trot to the center of the arena. Beginning at the center of the arena facing the left wall or fence.

1. Complete four spins to the left.
 2. Complete four spins to the right. Hesitate.
 3. Beginning on the right lead, complete three circles to the right: the first circle large and fast; the second circle small and slow; the third circle large and fast. Change leads at the center of the arena.
 4. Complete three circles to the left: the first circle large and fast; the second circle small and slow; the third circle large and fast. Change leads at the center of the arena.
 5. Begin a large fast circle to the right but do not close this circle. Run straight down the right side of the arena past the center marker and do a left rollback at least twenty feet (6.09m) from the wall or fence – no hesitation.
 6. Continue back around the previous circle but do not close this circle. Run down the left side of the arena past the center marker and do a right rollback at least twenty feet (6.09m) from the wall or fence – no hesitation.
 7. Continue back around the previous circle but do not close this circle. Run down the right side of the arena past the center marker and do a sliding stop at least twenty feet (6.09m) from the wall or fence. Back up at least ten feet (3m). Hesitate to demonstrate completion of the pattern.
- Rider may dismount and drop bridle to the designated judge.

[R/NRHAP-8]

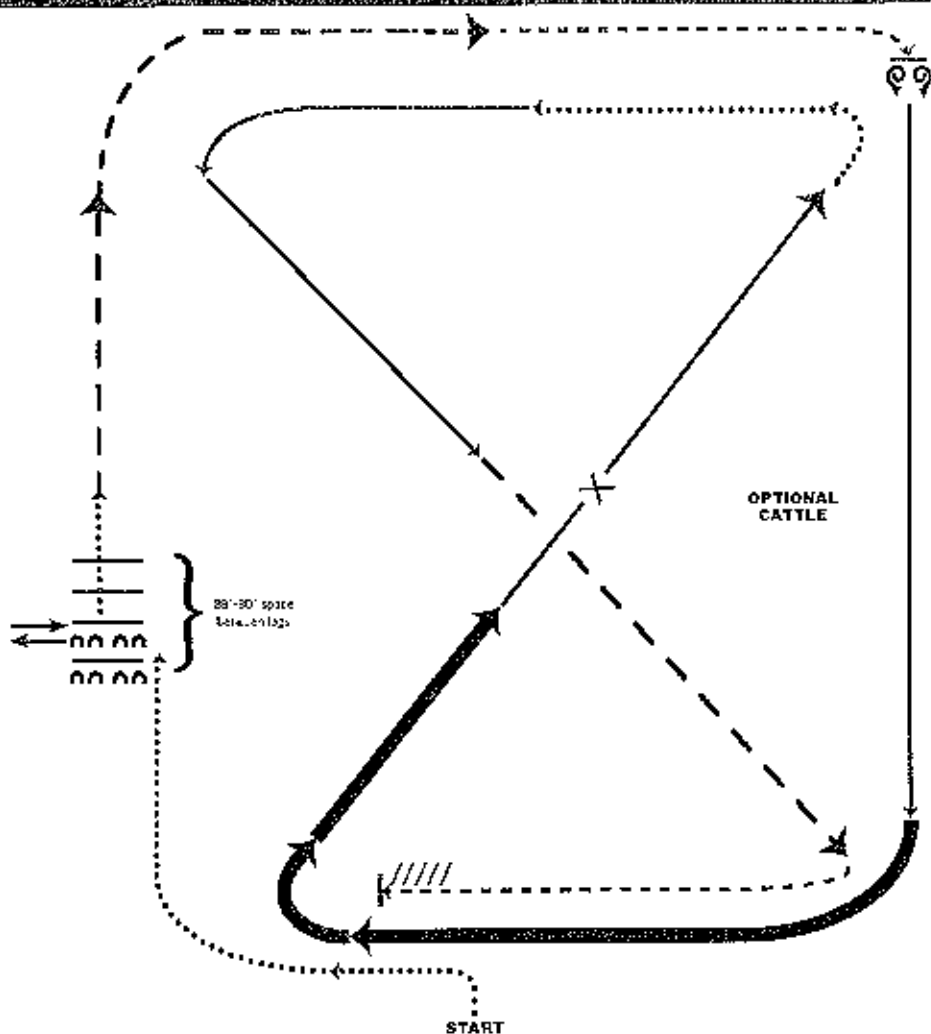
Pattern Provided by:

Johanna Vorraber

STYRIAN PAINT HORSE CLASSIC 2024

*185+186 RaRiding allbreed (Open + LM Youth)

Show Date: 07-25-07-28 2024



1. Walk
2. Side pass left across first log, side pass 1/2 way to right
3. Walk across logs
4. Extended trot
5. Trot
6. Stop, 360 degree turn each direction (either direction 1st) (L-R or R-L)
7. Lope right lead
8. Extended lope (right lead)
9. Collect lope, change leads (simple or flying)
10. Walk
11. Lope left lead
12. Extended trot
13. Trot
14. Stop and back

Note: The drawn description of this pattern is only intended for the general depiction of the pattern. Exhibitors should utilize the arena space to best exhibit their horses.

[RR/AQHA-8]

Pattern Provided by:

Johanna Vorraber

©2024 HoresShowPatterns.com. All Rights Reserved

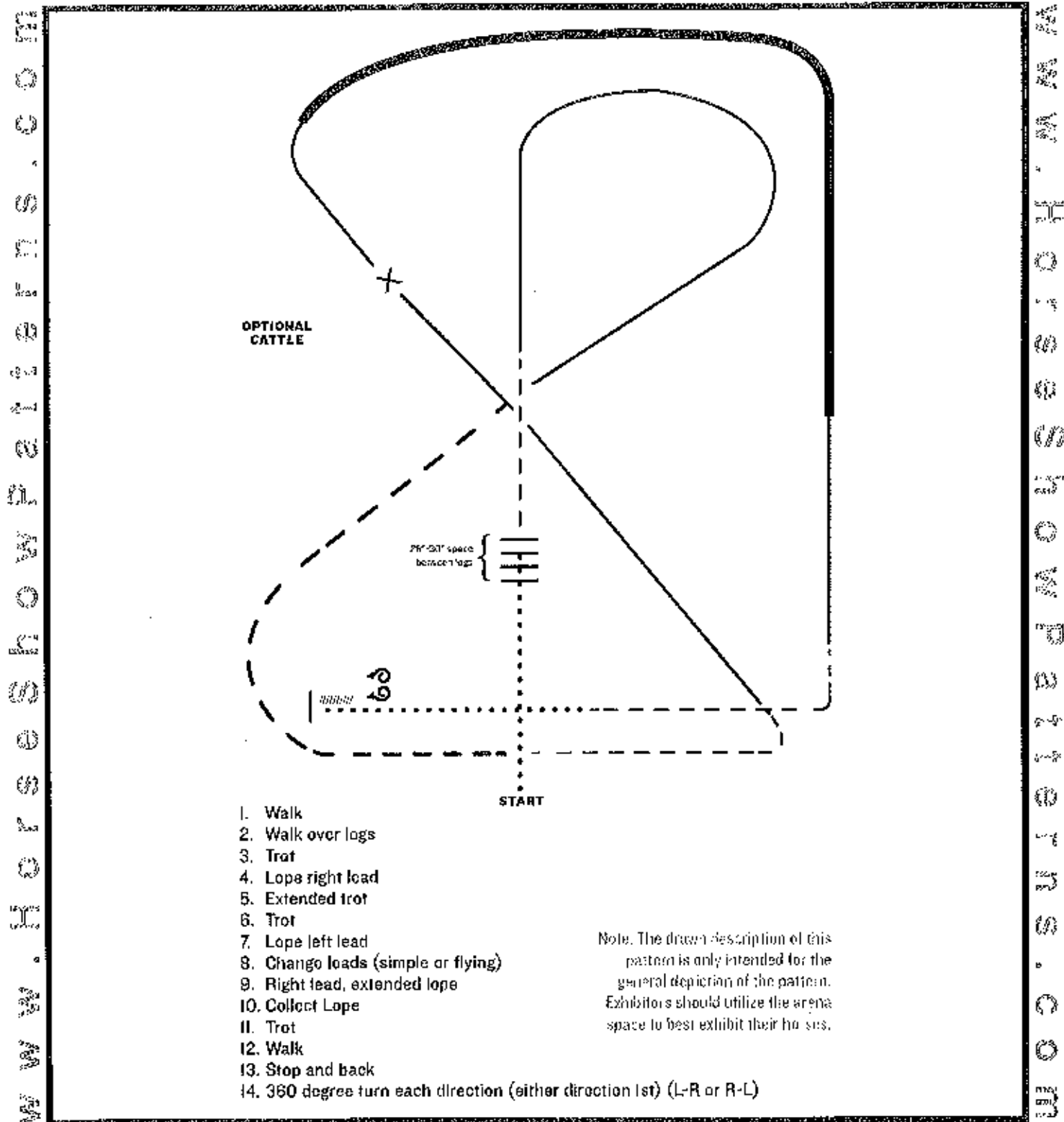
www.horshowpatterns.com

www.horshowpatterns.com

STYRIAN PAINT HORSE CLASSIC 2024

*187 RaRiding Ranch Horse Challenge (Open allbreed)

Show Date: 07-25-07-28 2024



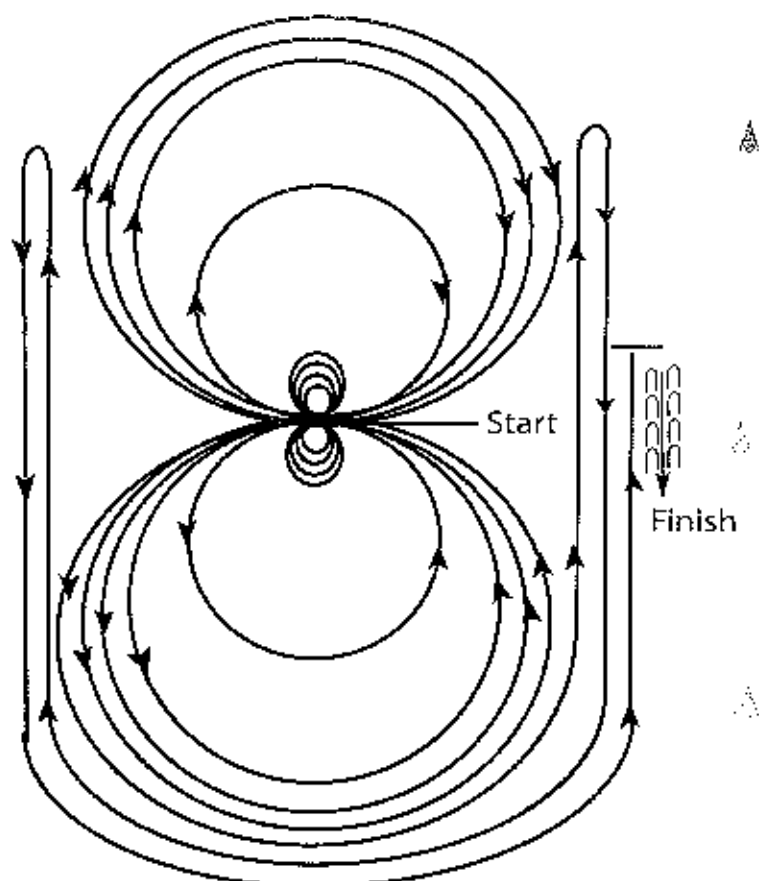
[RR/AQHA-5]

Pattern Provided by:
Johanna Vorraber

STYRIAN PAINT HORSE CLASSIC 2024

*188 Futurity Reining (APHA Open)

Show Date: 07-25-07-28 2024



Horses may walk or trot to the center of the arena. Beginning at the center of the arena facing the left wall or fence.

1. Beginning on the left lead, complete three circles to the left: the first two circles large and fast; the third circle small and slow. Stop at the center of the arena.
 2. Complete four spins to the left. Hesitate.
 3. Beginning on the right lead, complete three circles to the right: the first two circles large and fast; the third circle small and slow. Stop at the center of the arena.
 4. Complete four spins to the right. Hesitate.
 5. Beginning on the left lead, run a large fast circle to the left, change leads at the center of the arena, run a large fast circle to the right, and change leads at the center of the arena.
 6. Continue around previous circle to the left but do not close this circle. Run up the right side of the arena past the center marker and do a right rollback at least twenty feet (6.09m) from the wall or fence -- no hesitation.
 7. Continue around previous circle but do not close this circle. Run up the left side of the arena past the center marker and do a left rollback at least twenty feet (6.09m) from the wall or fence -- no hesitation.
 8. Continue back around previous circle but do not close this circle. Run up the right side of the arena past the center marker and do a sliding stop at least twenty feet (6.09m) from the wall or fence. Back up at least ten feet (3m). Hesitate to demonstrate completion of the pattern.
- Rider may dismount and drop bridle to the designated judge.

[R/NRHAP-5]

Pattern Provided by:

Johanna Vorraber