

CWN-C ASVÖ & APW Cup Wilfersdorf

6. – 7. Juni 2026

WESTERNREITSTALL

Little Lake
Ranch

NEUHERZ

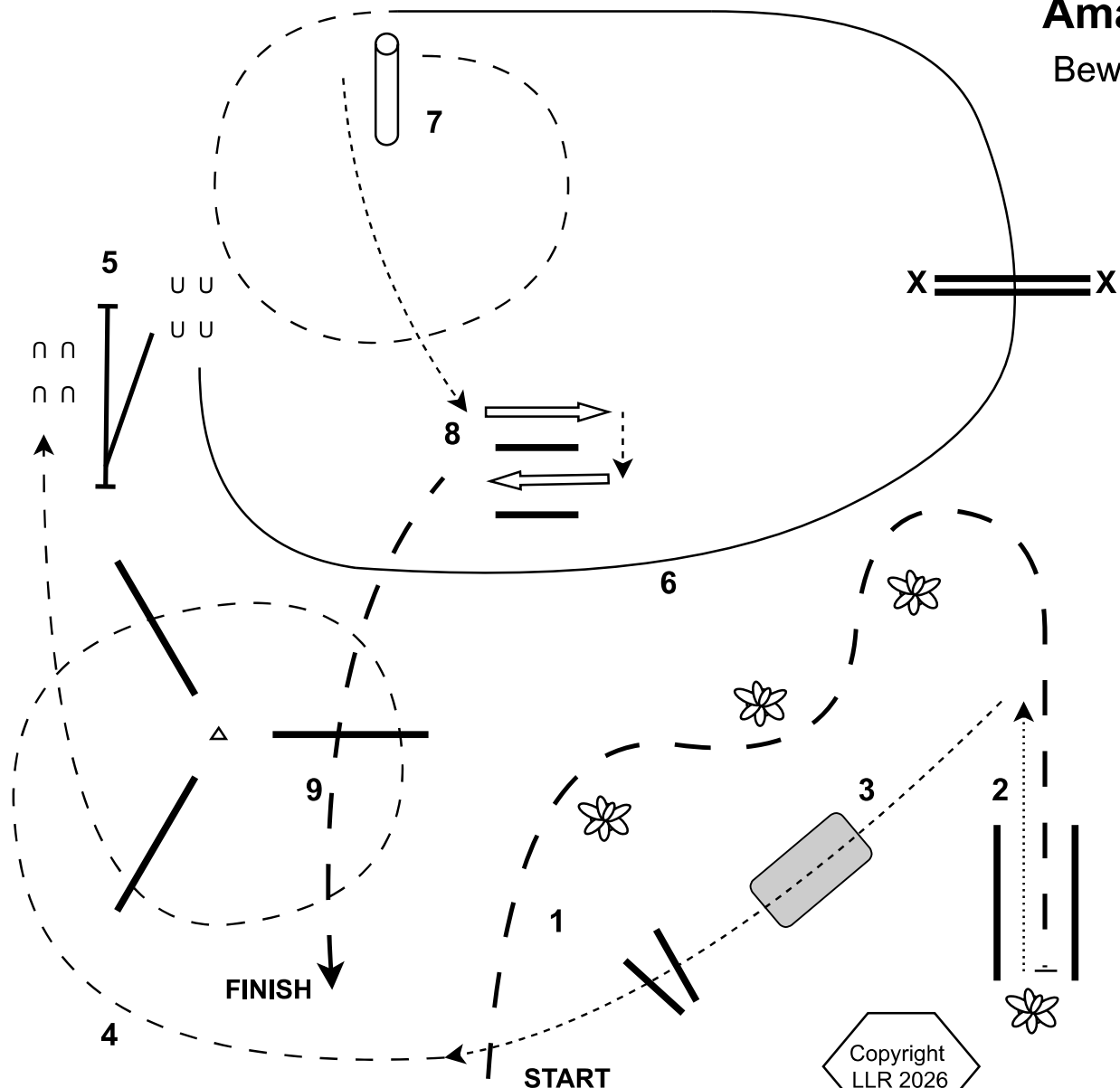
0664 43 33 086



RANCH TRAIL

Amateur

Bewerb 01



- 1 Extended trot slalom into chute, stop
- 2 Back out
- 3 Walk over bridge and logs
- 4 Trot over logs to gate
- 5 Work gate right hand
- 6 Lope left lead and over raised log, stop next to drag post
- 7 Drag log in walk or trot around post in a left circle
- 8 Walk to logs. Sidepass before log to the left and between logs to the right
- 9 Extended trot over log to finish

Copyright
LLR 2026



REITPLATZBAU
Sandgemische
Trettschichten
Vlieshackleel
Bahnplaner
Reitplatzmatten
Boxenbau

Rund ums Pferd
spezial@neuherz.co.at
ATU 304 96 200

CWN-C ASVÖ & APW Cup Wilfersdorf

6. – 7. Juni 2026

WESTERNREITSTALL

Little Lake
Ranch

NEUHERZ

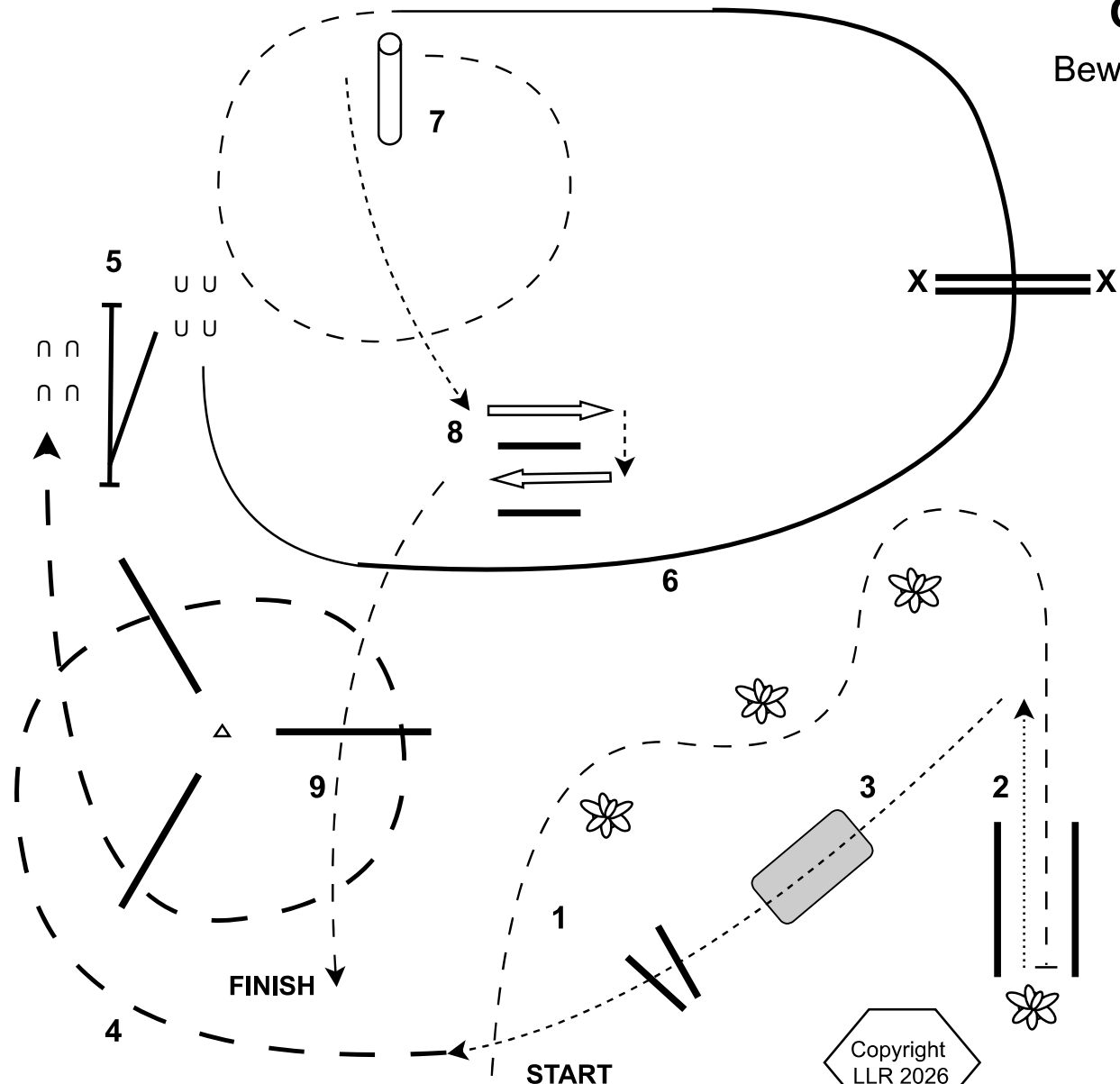
0664 43 33 086



RANCH TRAIL

Open

Bewerb 02



- 1 Trot slalom into chute, stop
- 2 Back out
- 3 Walk over bridge and logs
- 4 Extended trot over logs to gate
- 5 Work gate right hand
- 6 Lope left lead, extend the lope over raised log, collect back to regular lope, stop next to drag post
- 7 Drag log in trot around post in a left circle
- 8 Walk to logs. Sidepass before log to the left and between logs to the right
- 9 Trot over log to finish

Copyright
LLR 2026



Reitplatzbau
 Sandgemische
 Trettpschichten
 Vlieshackleel
 Bahnplaner
 Reitplatzmatten
 Boxenbau

Rund ums Pferd
 spezial@neuherz.co.at
 ATU 304 96 200

CWN-C ASVÖ & APW Cup Wilfersdorf

6. – 7. Juni 2026

WESTERNREITSTALL

Little Lake
Ranch

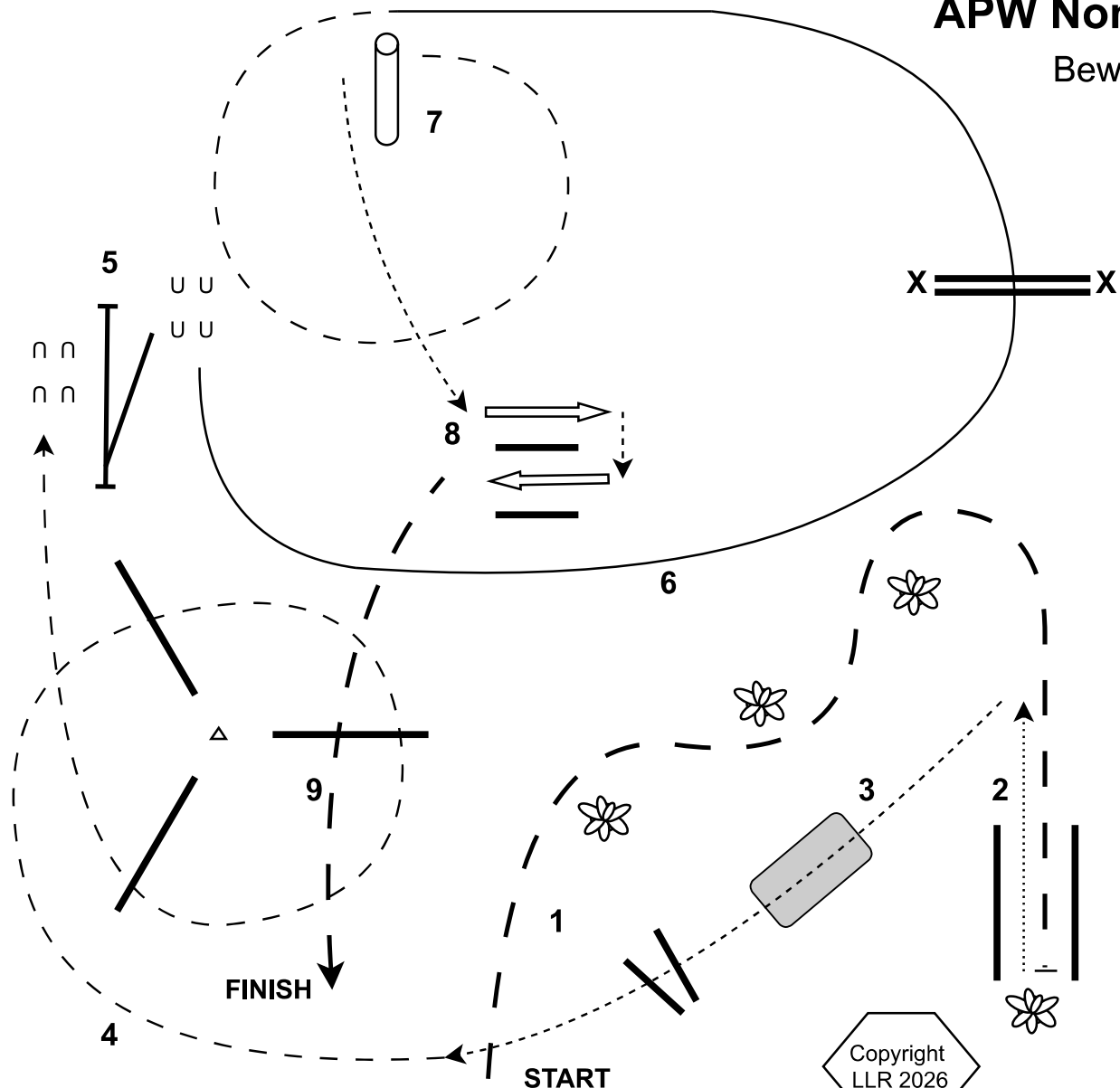
NEUHERZ

0664 43 33 086



RANCH TRAIL APW Non Pro

Bewerb 03



- 1 Extended trot slalom into chute, stop
- 2 Back out
- 3 Walk over bridge and logs
- 4 Trot over logs to gate
- 5 Work gate right hand
- 6 Lope left lead and over raised log, stop next to drag post
- 7 Drag log in walk or trot around post in a left circle
- 8 Walk to logs. Sidepass before log to the left and between logs to the right
- 9 Extended trot over log to finish

Copyright
LLR 2026



Reitplatzbau
Sandgemische
Trettschichten
Vlieshackleel
Bahnplaner
Reitplatzmatten
Boxenbau

Rund ums Pferd
spezial@neuherz.co.at
ATU 304 96 200

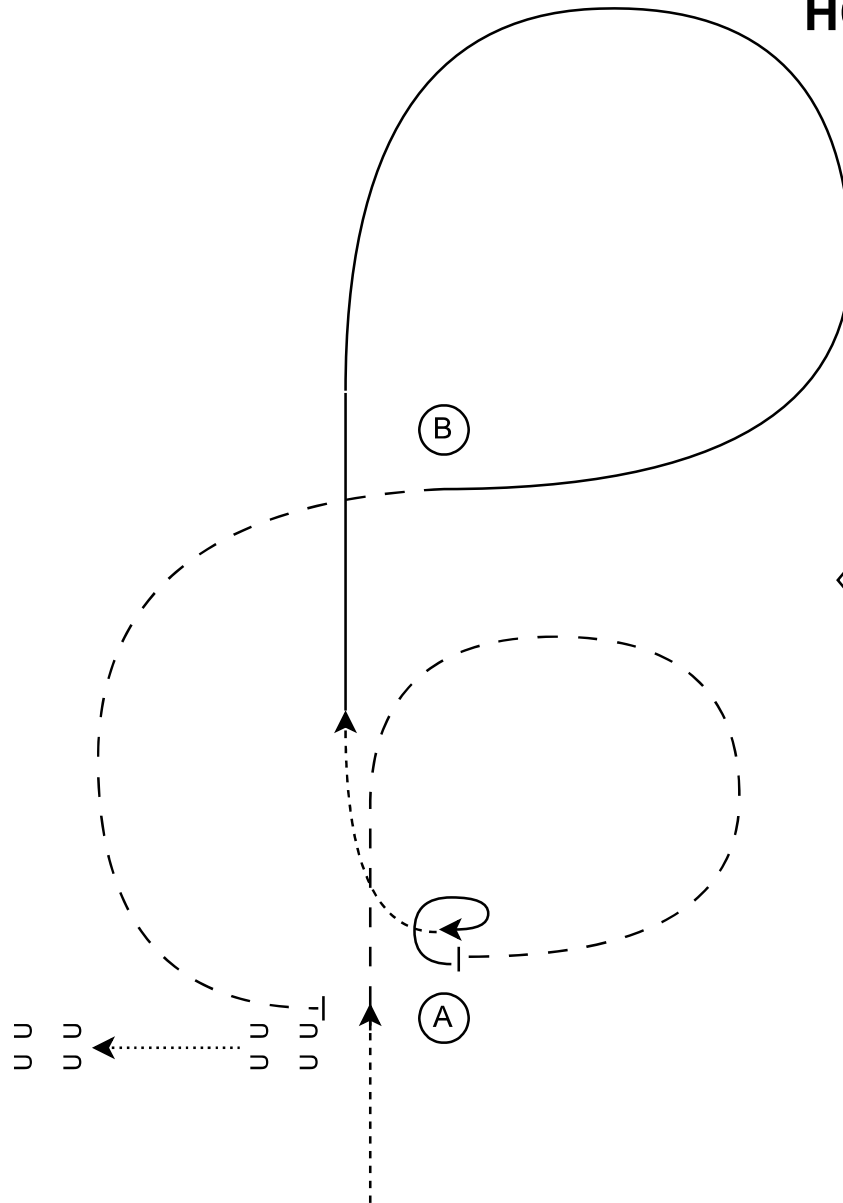
CWN-C ASVÖ & APW Cup Wilfersdorf

6. – 7. Juni 2026



HORSEMANSHIP Youth

Bewerb 08



- 1 Walk to A
- 2 Jog a small circle to the right
- 3 Stop next to A and perform a 360° turn to the right
- 4 Walk halfway to B
- 5 Right lead lope and circle around B
- 6 At B jog a half circle to A
- 7 Stop before A, backup two horse lengths

Pattern is finished. Exit at walk or jog.



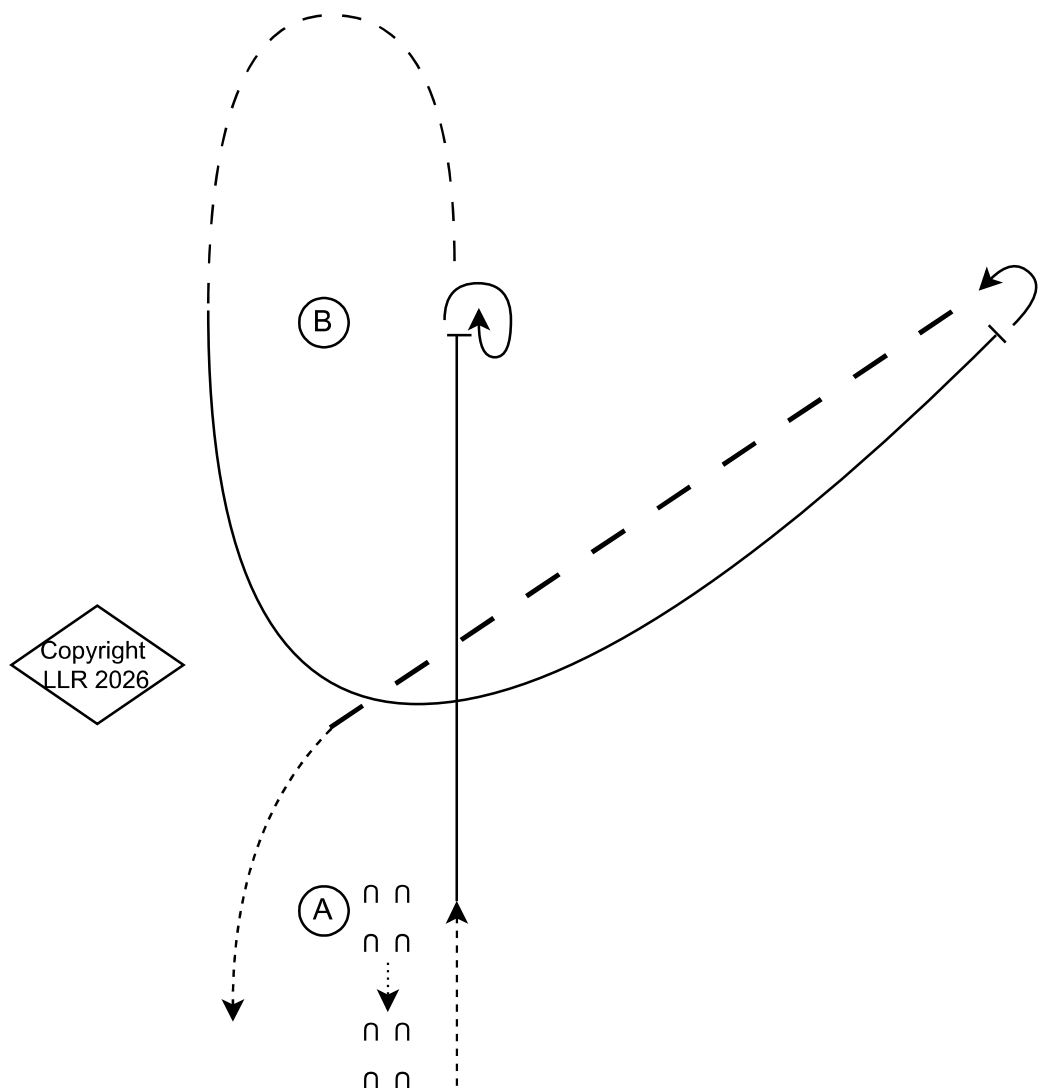
CWN-C ASVÖ & APW Cup Wilfersdorf

6. – 7. Juni 2026



HORSEMANSHIP APW Team Cup NonPro

Bewerb 09



Be ready at A

- 1 Back up at least two horse lengths, walk forward
- 2 Right lead lope at A, stop next to B
- 3 Perform a 360° turn to the right
- 4 Jog around B as drawn
- 5 Left lead lope at B and ride as drawn
- 6 When even with B stop, perform a 180° turn to the left
- 7 Extended jog
- 8 Between A and B walk and turn to exit

Pattern is finished. Proceed to exit at walk.



CWN-C ASVÖ & APW Cup Wilfersdorf

6. – 7. Juni 2026

RANCH RIDING - PATTERN 10

WESTERNREITSTALL

Little Lake

Ranch

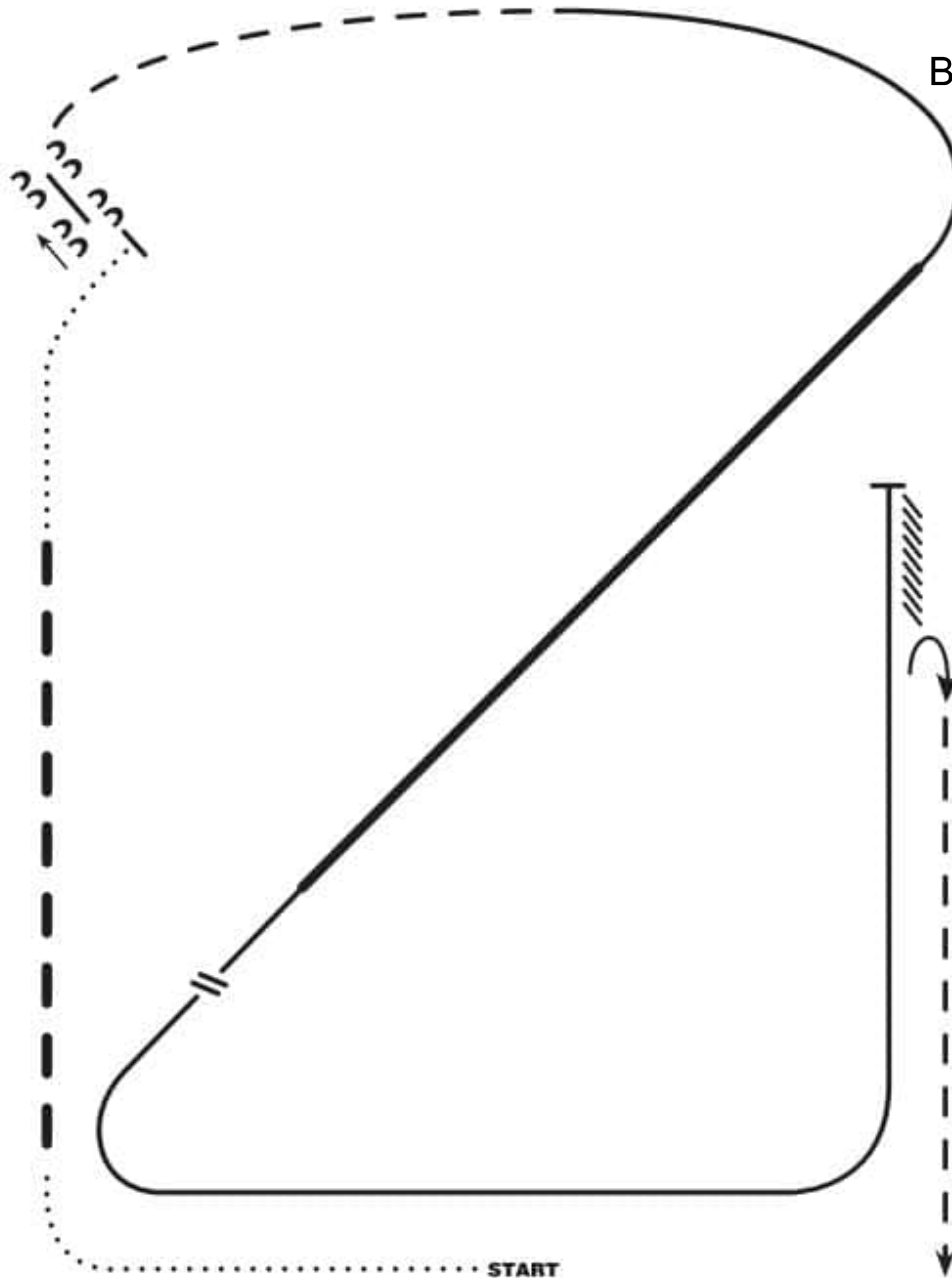
NEUHERZ

0664 43 33 086



RANCH RIDING GHO, R, A, NP

Bewerbe 10, 11, 12, 13



1. Walk
2. Extended trot
3. Walk
4. Stop, side pass left over log
5. Trot
6. Lope right lead
7. Extended lope right lead
8. Collect lope and change leads (simple or flying)
9. Lope left lead
10. Stop and back
11. 1/2 turn right
12. Trot

LEGEND

- Walk
- Extended Walk
- - - Trot
- - - Extended Trot
- Lope
- Extended Lope
- ////// Back
- \\ Lead Change



Rund ums Pferd
spezial@neuherz.co.at

ATU 304 96 200

Reitplatzbau
Sandgemische
Trettschichten
Vlieshackleel
Bahnplaner
Reitplatzmatten
Boxenbau

CWN-C ASVÖ & APW Cup Wilfersdorf

6. – 7. Juni 2026

WESTERNREITSTALL

Little Lake
Ranch

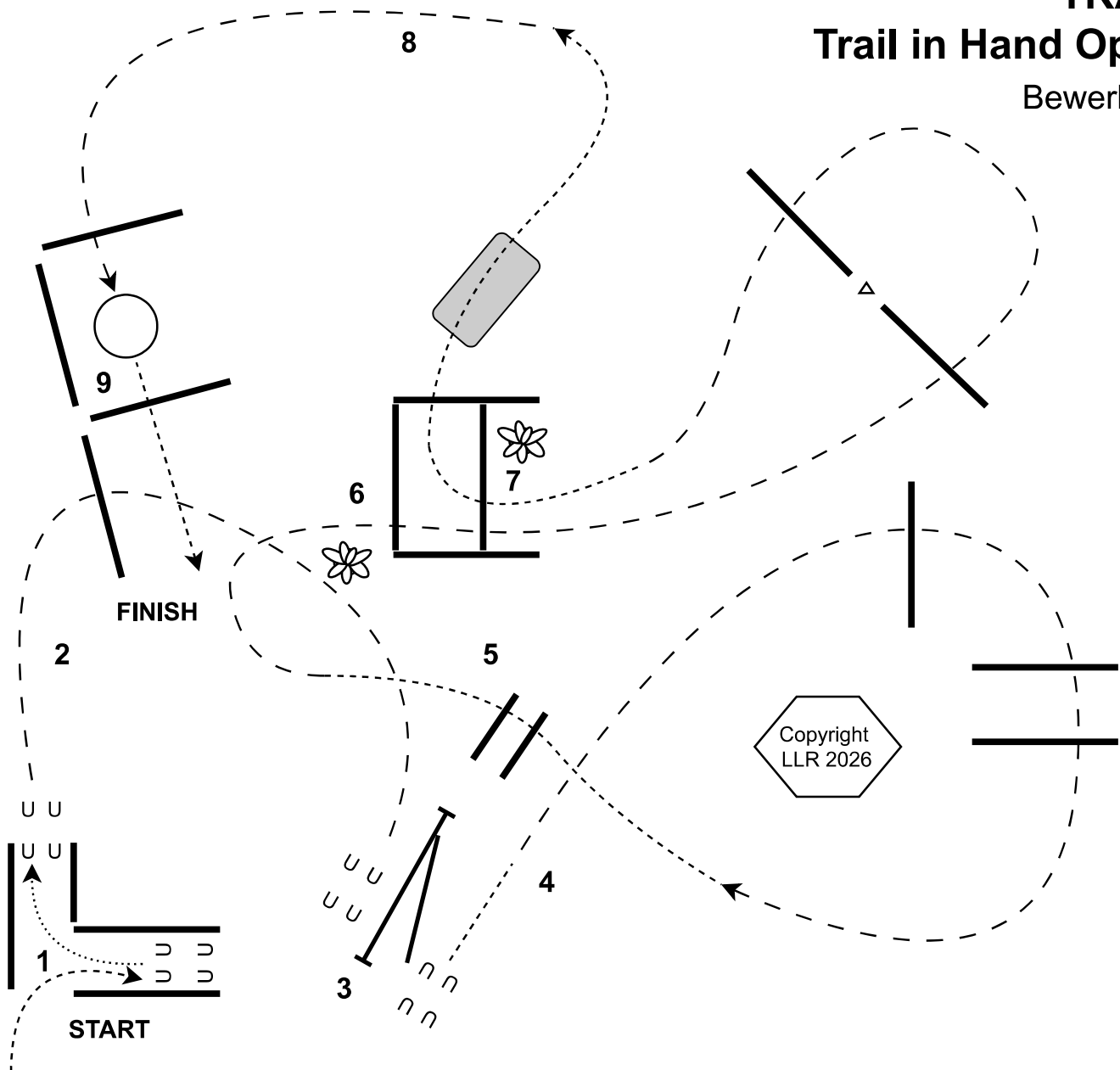
NEUHERZ

0664 43 33 086



TRAIL Trail in Hand Open

Bewerb 17



- 1 Walk into L and back up out, turn around
- 2 Jog over pole to gate
- 3 Work rope gate left hand
- 4 You may walk a few steps then jog over poles
- 5 Stop or break to walk, walk over poles
- 6 Jog over box and poles
- 7 Stop or break to walk, walk into box, turn right, walk out of box, walk over bridge
- 8 Jog into poles, stop
- 9 Perform a 360° turn to the right and walk out over pole

Copyright
LLR 2026



Rund ums Pferd
spezial@neuherz.co.at

ATU 304 96 200

Reitplatzbau
Sandgemische
Trettschichten
Vlieshäckel
Bahnplaner
Reitplatzmatten
Boxenbau

CWN-C ASVÖ & APW Cup Wilfersdorf

6. – 7. Juni 2026

WESTERNREITSTALL

Little Lake
Ranch

NEUHERZ

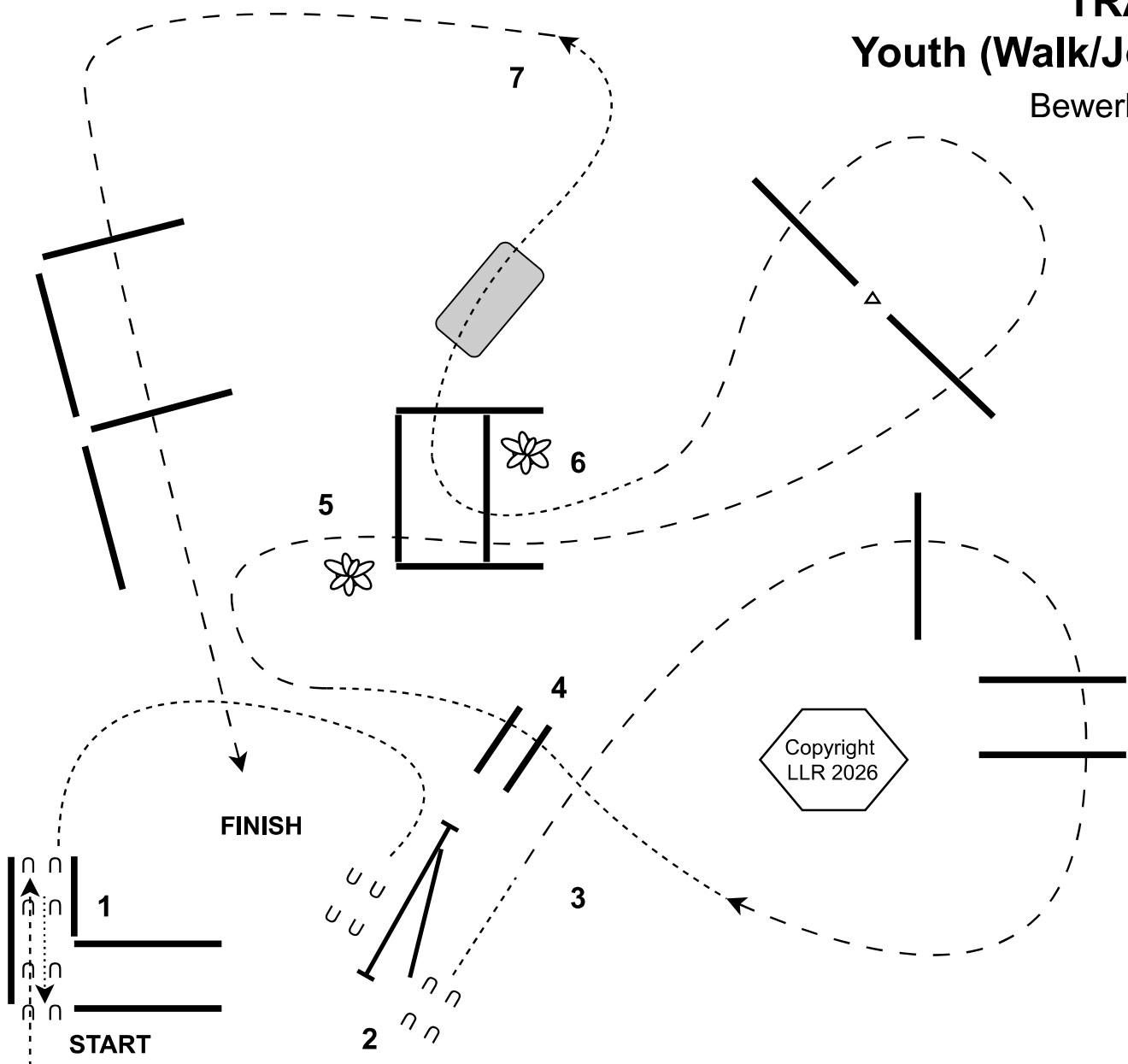
0664 43 33 086



TRAIL

Youth (Walk/Jog)

Bewerb 18



Copyright
LLR 2026

- 1 Walk into L and back up straight, walk out and to gate
- 2 Work rope gate left hand
- 3 You may walk a few steps then jog over poles
- 4 Stop or break to walk, walk over poles
- 5 Jog over box and poles
- 6 Stop or break to walk, walk into box, turn right, walk out of box, walk over bridge
- 7 Jog over poles to finish



Reitplatzbau
Sandgemische
Trettschichten
Vlieshackleel
Bahnplaner
Reitplatzmatten
Boxenbau

Rund ums Pferd
spezial@neuherz.co.at
ATU 304 96 200

CWN-C ASVÖ & APW Cup Wilfersdorf

6. – 7. Juni 2026

WESTERNREITSTALL

Little Lake Ranch

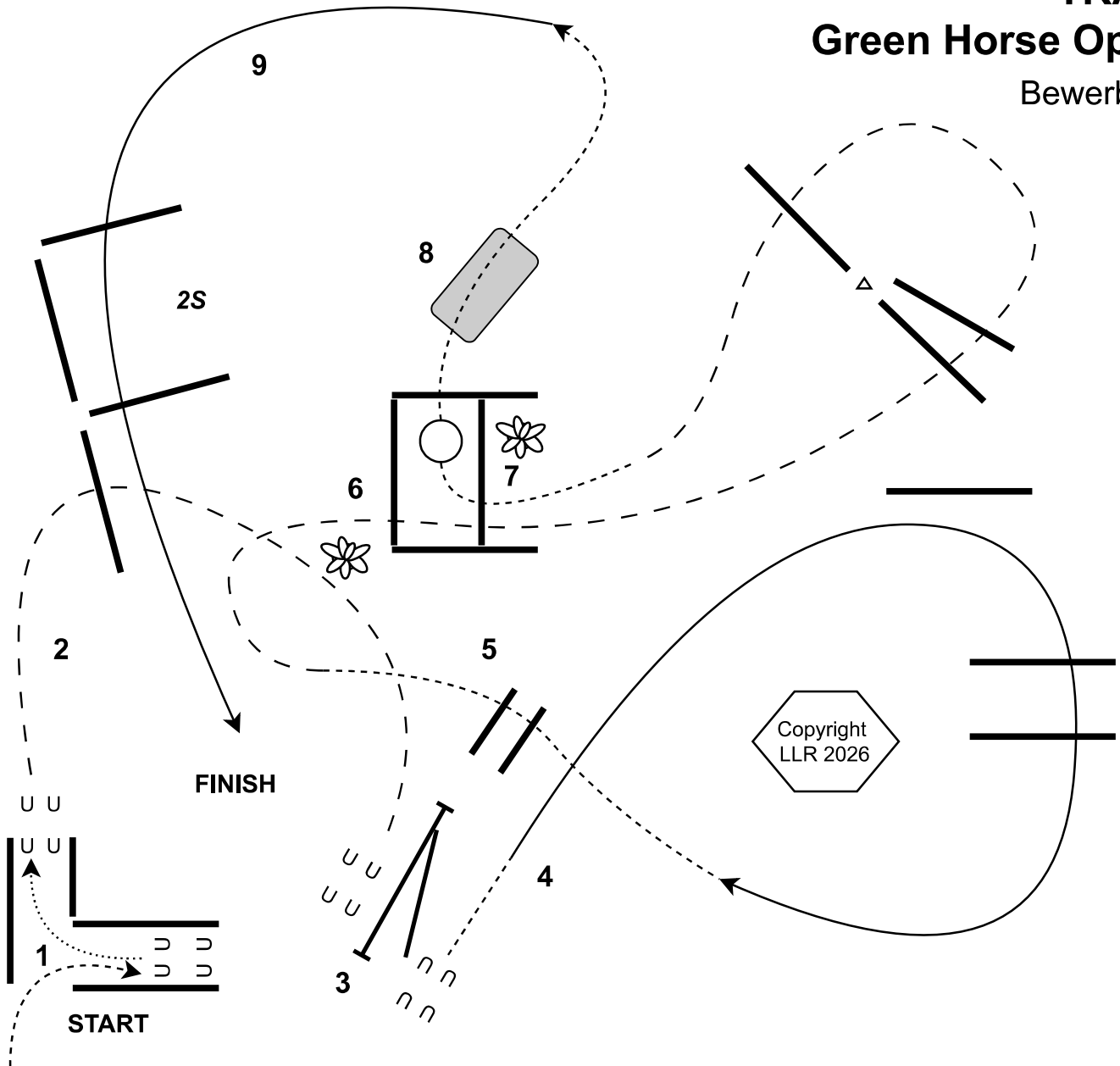
NEUHERZ

0664 43 33 086



TRAIL Green Horse Open

Bewerb 19



- 1 Walk into L and back up out, turn around
- 2 Jog over pole to gate
- 3 Work rope gate left hand
- 4 You may walk a few steps then right lead lope over poles
- 5 Stop or break to walk, walk over poles
- 6 Jog over box and poles
- 7 Stop or break to walk, walk into box and turn 360° either way, walk out of box
- 8 Walk over bridge
- 9 Left lead lope over poles. Pattern is finished. Walk/jog to exit.



Reitplatzbau
Sandgemische
Trettschichten
Vlieshackleel
Bahnplaner
Reitplatzmatten
Boxenbau

Rund ums Pferd
spezial@neuherz.co.at
ATU 304 96 200

CWN-C ASVÖ & APW Cup Wilfersdorf

6. – 7. Juni 2026

WESTERNREITSTALL

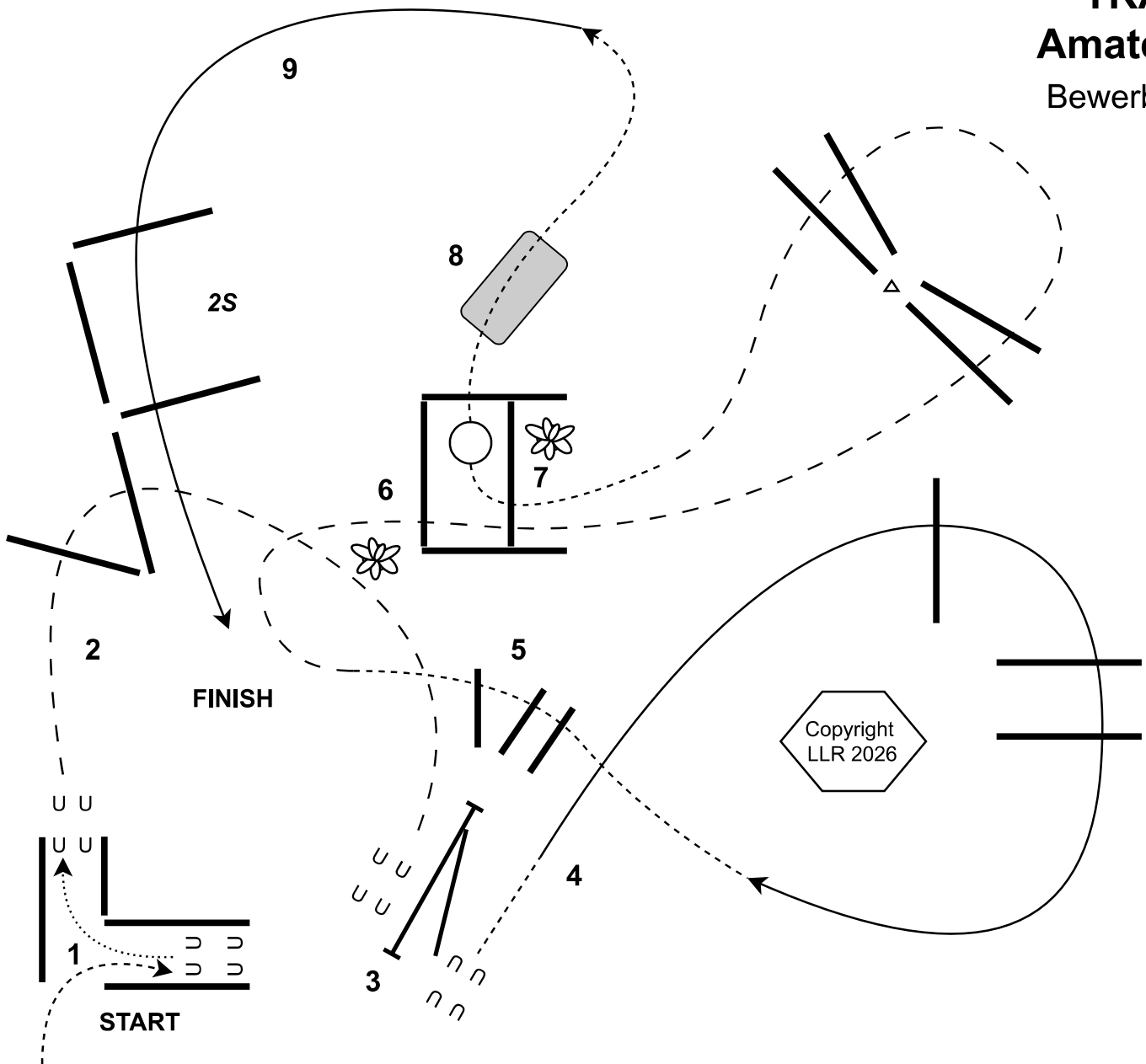
Little Lake Ranch

NEUHERZ

0664 43 33 086



TRAIL
Amateur
Bewerb 20



Copyright
LLR 2026

- 1 Walk into L and back up out, turn around
- 2 Jog over poles to gate
- 3 Work rope gate left hand
- 4 You may walk a few steps then right lead lope over poles
- 5 Stop or break to walk, walk over poles
- 6 Jog over box and poles
- 7 Stop or break to walk, walk into box and turn 360° either way, walk out of box
- 8 Walk over bridge
- 9 Left lead lope over poles. Pattern is finished. Walk/jog to exit.



Reitplatzbau
Sandgemische
Trettschichten
Vlieshackleel
Bahnplaner
Reitplatzmatten
Boxenbau

Rund ums Pferd
spezial@neuherz.co.at
ATU 304 96 200

CWN-C ASVÖ & APW Cup Wilfersdorf

6. – 7. Juni 2026

WESTERNREITSTALL

Little Lake
Ranch

NEUHERZ

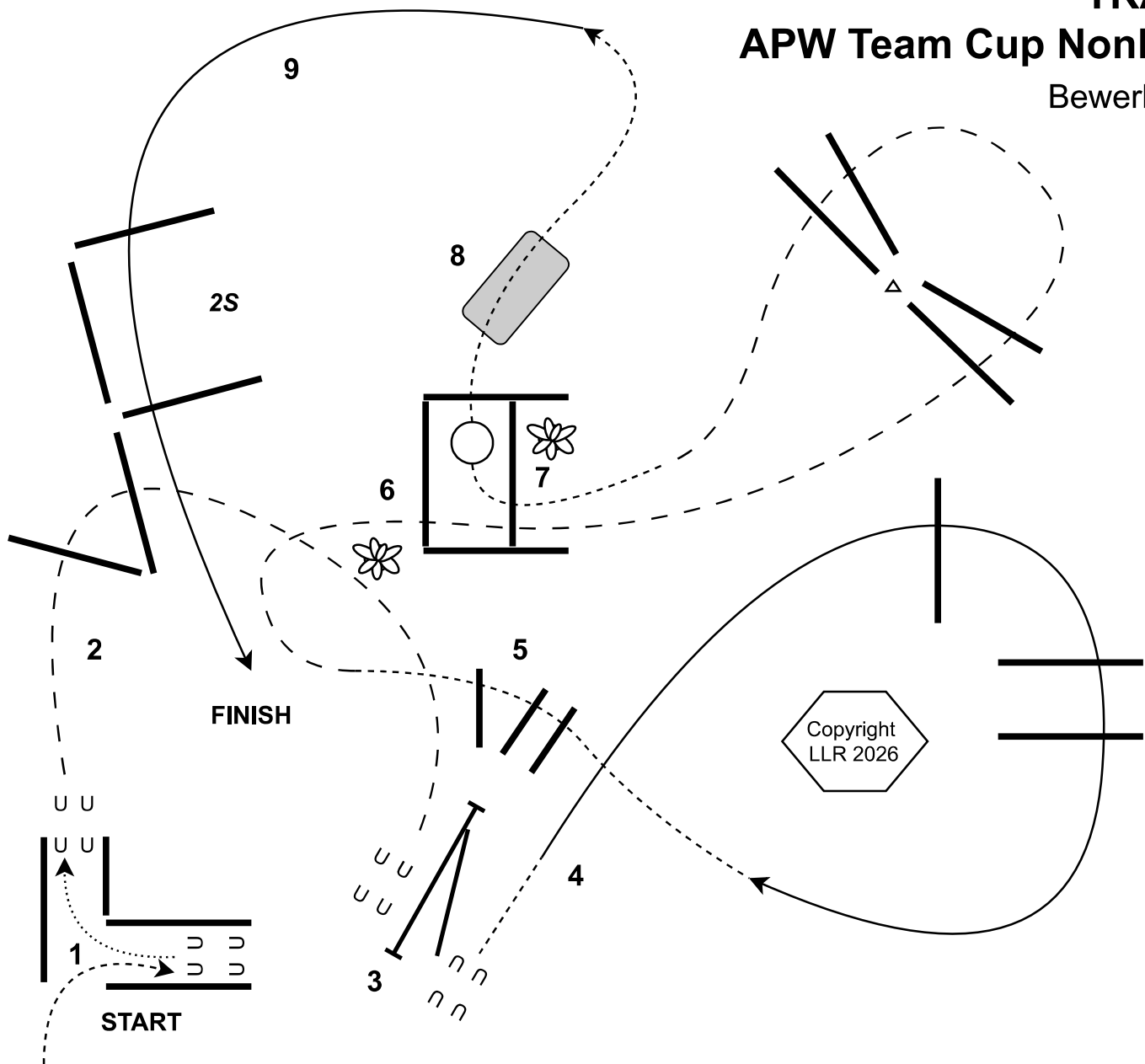
0664 43 33 086



TRAIL

APW Team Cup NonPro

Bewerb 21



- 1 Walk into L and back up out, turn around
- 2 Jog over poles to gate
- 3 Work rope gate left hand
- 4 You may walk a few steps then right lead lope over poles
- 5 Stop or break to walk, walk over poles
- 6 Jog over box and poles
- 7 Stop or break to walk, walk into box and turn 360° either way, walk out of box
- 8 Walk over bridge
- 9 Left lead lope over poles. Pattern is finished. Walk/jog to exit.

Copyright
LLR 2026

Rund ums Pferd
spezial@neuherz.co.at
ATU 304 96 200

Reitplatzbau
Sandgemische
Trettschichten
Vlieshackleel
Bahnplaner
Reitplatzmatten
Boxenbau

CWN-C ASVÖ & APW Cup Wilfersdorf

6. – 7. Juni 2026

WESTERNREITSTALL

Little Lake

Ranch

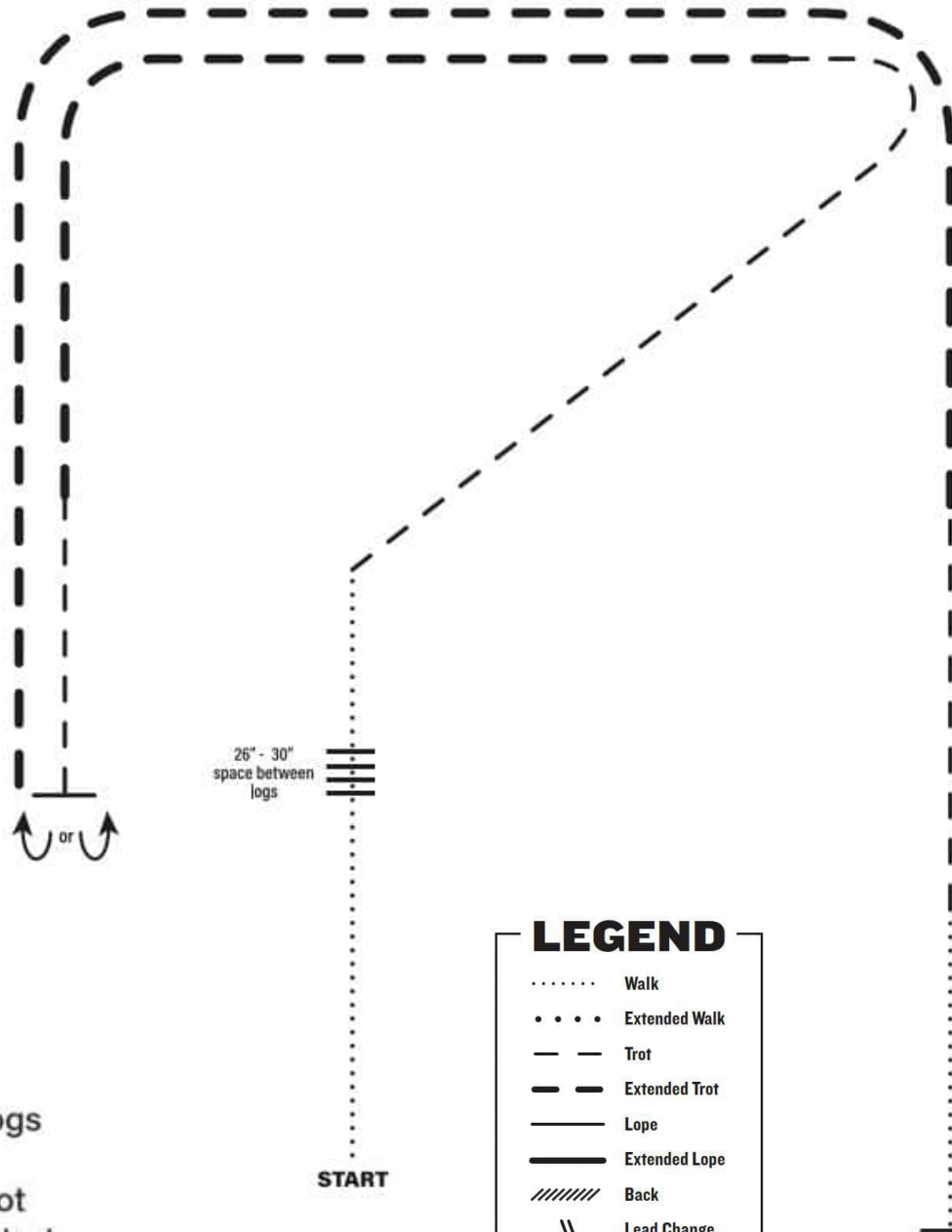
NEUHERZ

0664 43 33 086



RANCH RIDING Youth (Walk/Jog)

Bewerb 23



1. Walk over logs
2. Trot
3. Extended trot
4. Collect to a trot
5. Stop
6. 180° (1/2) turn either direction
7. Extended trot
8. Collect to a trot
9. Walk
10. Stop and back

LEGEND

.....	Walk
.....	Extended Walk
- - -	Trot
- - -	Extended Trot
— — —	Lope
— — —	Extended Lope
//////	Back
\\	Lead Change



NEUHERZ
Rund ums Pferd
spezial@neuherz.co.at

Reitplatzbau
Sandgemische
Trettschichten
Vlieshackleel
Bahnplaner
Reitplatzmatten
Boxenbau

ATU 304 96 200

CWN-C ASVÖ & APW Cup Wilfersdorf

6. – 7. Juni 2026

WESTERNREITSTALL

Little Lake
Ranch

NEUHERZ

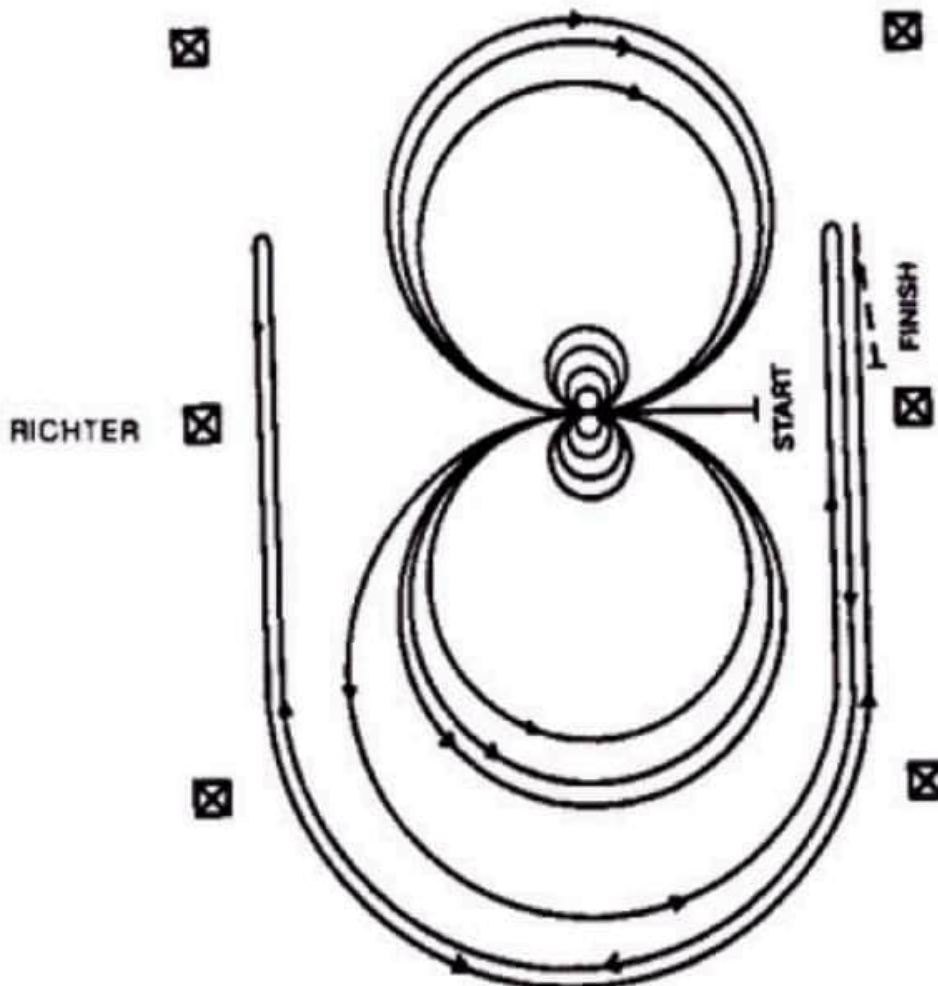
0664 43 33 086



Pattern L6

REINING L Rookie, Non Pro

Bewerbe 27, 28



1. Im Schritt zum Center mit Blick Richtung linke Bande.
4 Spins rechts.
2. 4 Spins links. Verharren.
3. Start im Linksgalopp, 3 Zirkel links: die ersten zwei Zirkel groß und schnell; den dritten Zirkel klein und langsam. Fliegender oder einfacher Galoppwechsel.
4. 3 Zirkel rechts; die ersten zwei Zirkel groß und schnell; den dritten Zirkel klein und langsam. Fliegender oder einfacher Galoppwechsel.
5. Großer, schneller Zirkel nach links, nicht schließen, sondern Run an der langen Seite über Mittelmarker hinaus, mindestens 6 Meter von Bande entfernt Stopp, dann Rollback rechts. Kein Verharren.
6. Die Bahn umrunden und an der nächsten langen Seite nach dem Mittelmarker mindestens 6 Meter von der Bande entfernt Stopp, dann Rollback nach links; kein Verharren.
7. Die Bahn umrunden und an der nächsten langen Seite nach dem Mittelmarker und mindestens 6 Meter von der Bande entfernt Stopp. Mindestens 3 Meter Rückwärtsrichten. Verharren, um das Ende der Aufgabe anzuzeigen.

Zum Richter und Zaumzeug abnehmen.



Rund ums Pferd
spezial@neuherz.co.at

ATU 304 96 200

Reitplatzbau
Sandgemische
Trettschichten
Vlieshäcksel
Bahnplaner
Reitplatzmatten
Boxenbau

CWN-C ASVÖ & APW Cup Wilfersdorf

6. – 7. Juni 2026

REINING PATTERN 10

WESTERNREITSTALL

Little Lake

Ranch

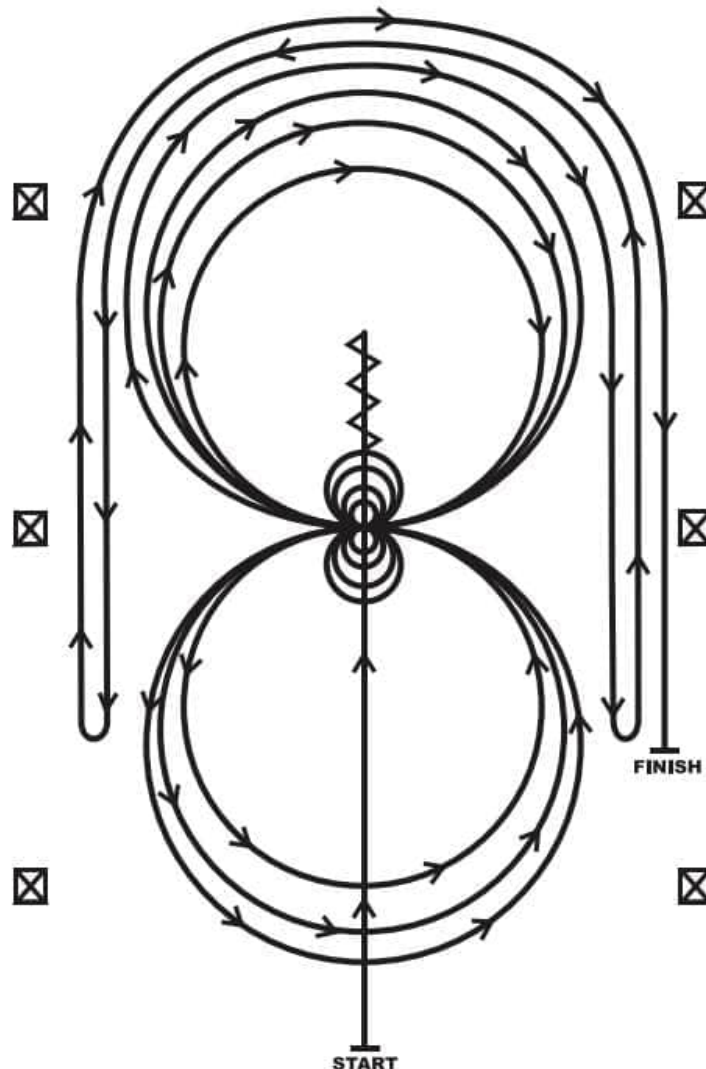
NEUHERZ

0664 43 33 086



REINING S Amateur, Open

Bewerbe 29, 30



1. Run past the center marker and do a sliding stop. Back up to the center of the arena or at least ten feet (three meters). Hesitate.
2. Complete four spins to the right. Hesitate.
3. Complete four and one-quarter spins to the left so that the horse is facing the left wall or fence. Hesitate.
4. Beginning on the right lead, complete three circles to the right: the first two circles large and fast, the third circle small and slow. Change leads at the center of the arena.
5. Complete three circles to the left: the first circle small and slow, the next two circles large and fast. Change leads at the center of the arena.
6. Begin a large circle to the right but do not close this circle. Run down the right side of the arena past the center marker and do a left rollback at least twenty feet (six meters) from the wall or fence—no hesitation.
7. Continue back around the previous circle but do not close this circle. Run down the left side of the arena past the center and do a right rollback at least twenty feet (six meters) from the wall or fence—no hesitation.
8. Continue back around previous circle but do not close this circle. Run down the right side of the arena past the center marker and do a sliding stop at least twenty feet (six meters) from the wall or fence. Hesitate to demonstrate completion of the pattern.



Rund ums Pferd
spezial@neuherz.co.at

ATU 304 96 200

Reitplatzbau
Sandgemische
Trettschichten
Vlieshackleel
Bahnplaner
Reitplatzmatten
Boxenbau