

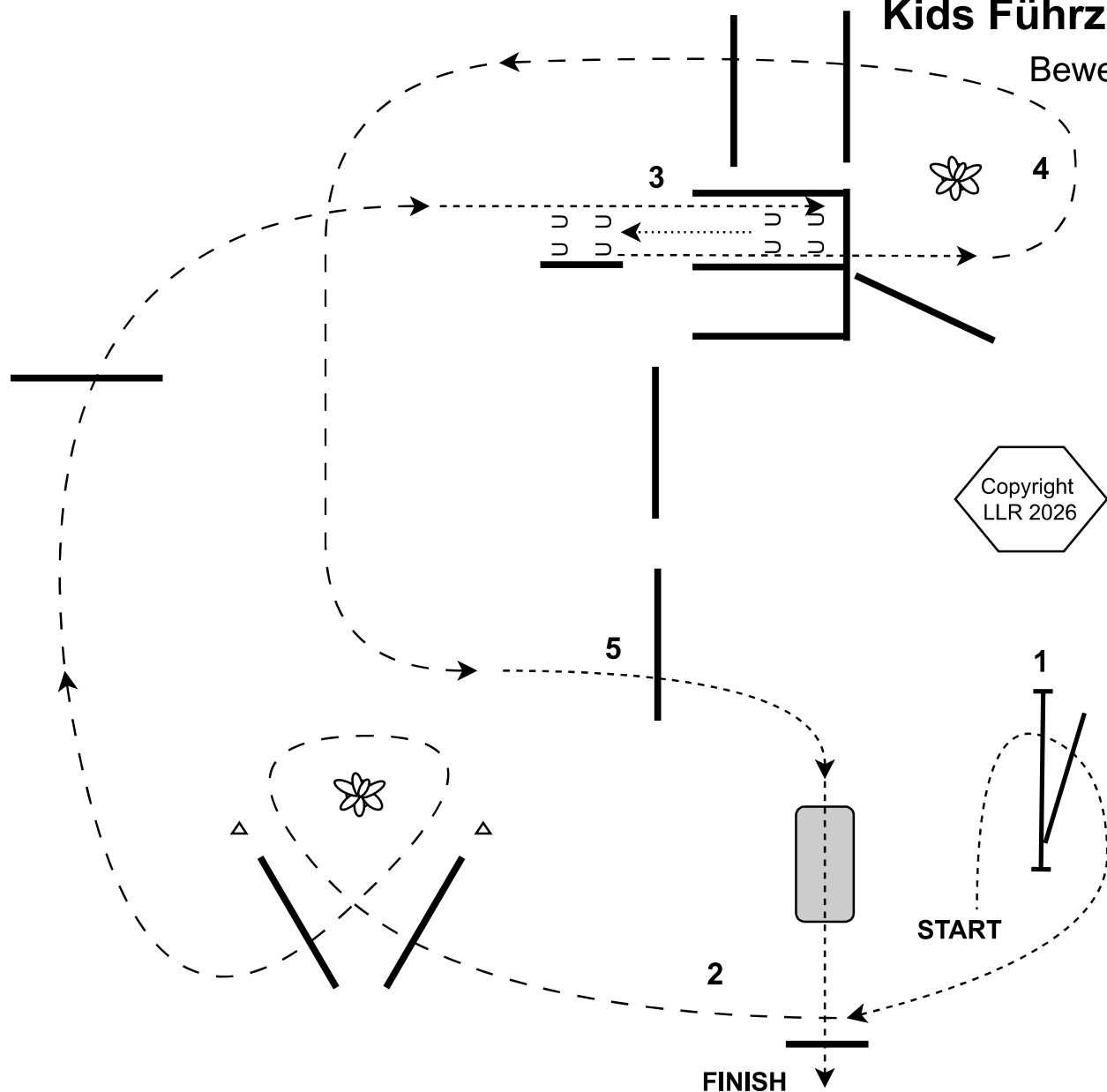
CWN-C ASVÖ & APW Cup Wilfersdorf

6. – 7. Juni 2026



TRAIL Kids Führzügel

Bewerb 31



- 1 Walk through open gate
- 2 Jog over poles
- 3 Walk into chute, back up and walk out
- 4 Jog over poles
- 5 Walk over pole, bridge and pole

NEUHERZ
Rund ums Pferd
spezial@neuherz.co.at
ATU 304 96 200

Reitplatzbau
Sandgemische
Trettschichten
Vlieshækkeel
Bahnplaner
Reitplatzmatten
Boxenbau

CWN-C ASVÖ & APW Cup Wilfersdorf

6. – 7. Juni 2026

WESTERNREITSTALL

Little Lake
Ranch

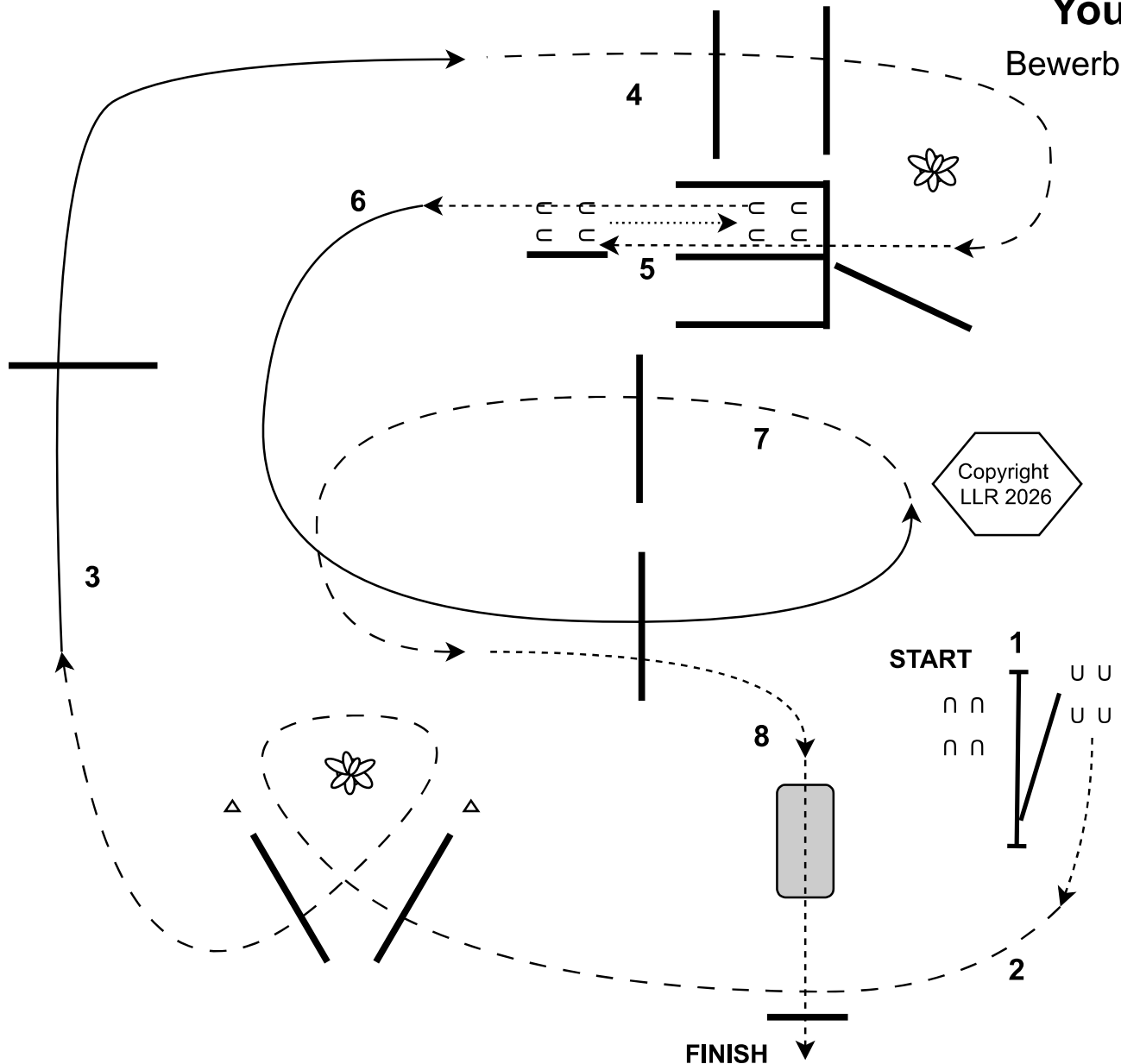
NEUHERZ

0664 43 33 086



TRAIL Youth

Bewerb 32



- 1 Work rope gate right hand, walk a few steps
- 2 Jog over poles
- 3 Right lead lope over pole
- 4 Jog over poles, stop or break to walk
- 5 Walk into chute, stop next to pole, back up and walk out
- 6 Left lead lope over pole
- 7 Jog over pole
- 8 Stop or break to walk, walk over pole, bridge and pole



Reitplatzbau
Sandgemische
Trettschichten
Vlieshackleel
Bahnplaner
Reitplatzmatten
Boxenbau

Rund ums Pferd
spezial@neuherz.co.at
ATU 304 96 200

CWN-C ASVÖ & APW Cup Wilfersdorf

6. – 7. Juni 2026

WESTERNREITSTALL

Little Lake
Ranch

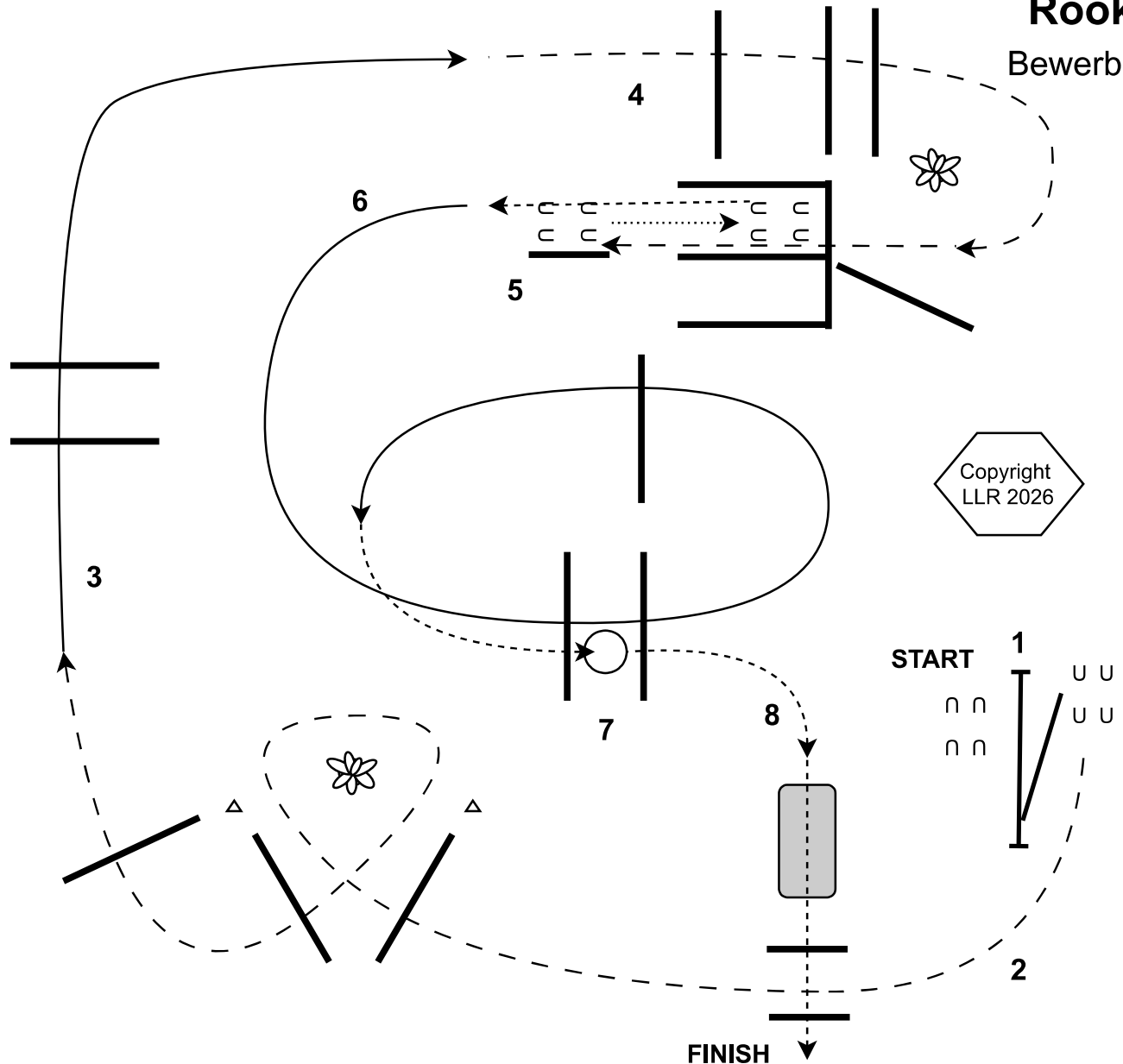
NEUHERZ

0664 43 33 086



TRAIL Rookie

Bewerb 33



Copyright
LLR 2026

- 1 Work rope gate right hand
- 2 Jog over poles
- 3 Right lead lope over poles
- 4 Jog over poles and into chute, stop next to pole
- 5 Back up, walk out
- 6 Left lead lope over poles
- 7 Stop or break to walk, walk into poles, turn 360° either way, walk out over pole
- 8 Walk over bridge and poles



Reitplatzbau
Sandgemische
Trettschichten
Vlieshackleel
Bahnplaner
Reitplatzmatten
Boxenbau

Rund ums Pferd
 spezial@neuherz.co.at
 ATU 304 96 200

CWN-C ASVÖ & APW Cup Wilfersdorf

6. – 7. Juni 2026

WESTERNREITSTALL

Little Lake
Ranch

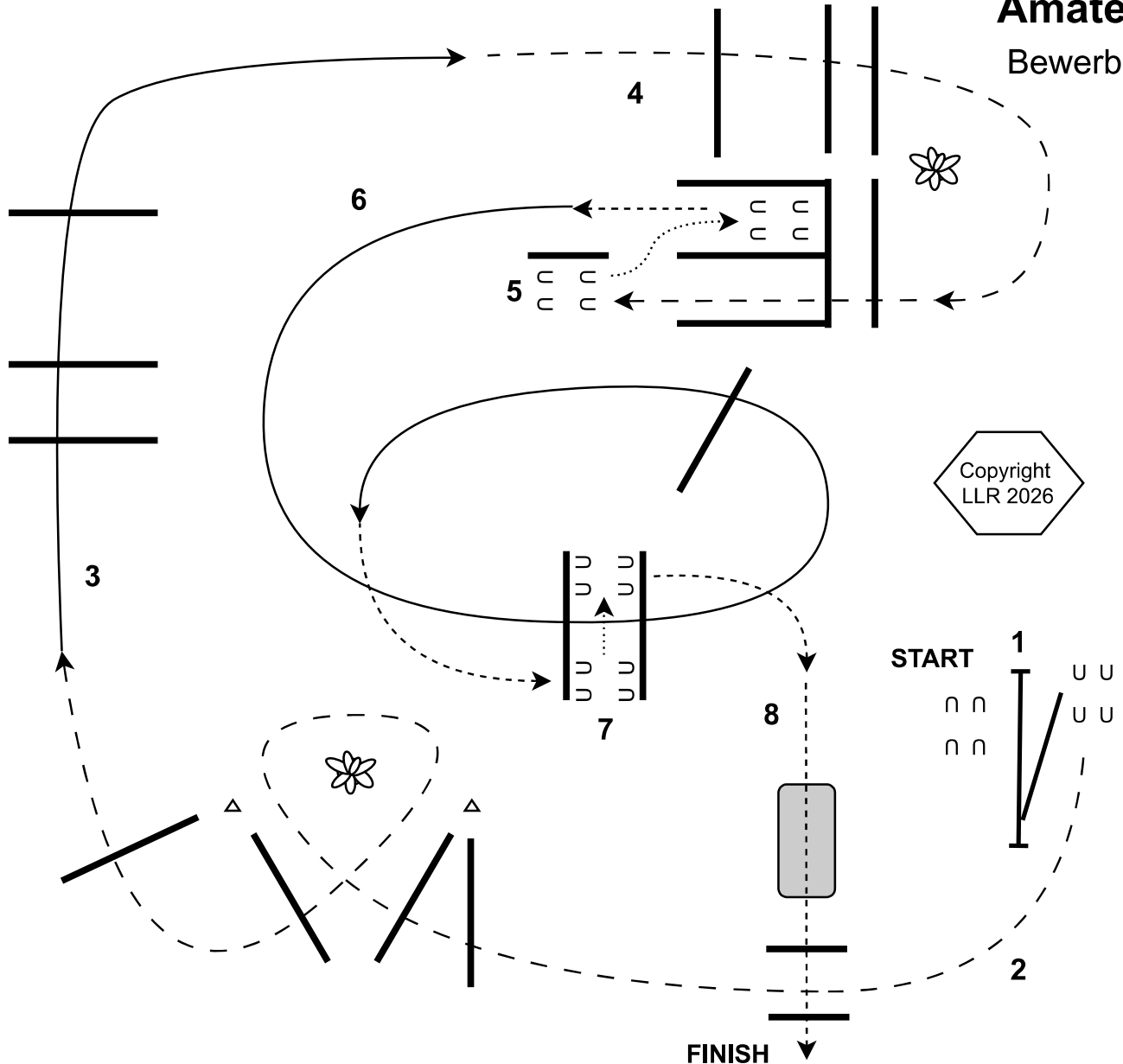
NEUHERZ

0664 43 33 086



TRAIL Amateur

Bewerb 34



Copyright
LLR 2026

START



FINISH

- 1 Work rope gate right hand
- 2 Jog over poles
- 3 Right lead lope over poles
- 4 Jog over poles and into chute, stop next to pole
- 5 Back up into other chute, walk out
- 6 Left lead lope over poles
- 7 Stop or break to walk, walk into poles, turn 360° either way, walk out over pole
- 8 Walk over poles and bridge



Rund ums Pferd
spezial@neuherz.co.at

ATU 304 96 200

Reitplatzbau
Sandgemische
Trettschichten
Vlieshækkeel
Bahnplaner
Reitplatzmatten
Boxenbau

CWN-C ASVÖ & APW Cup Wilfersdorf

6. – 7. Juni 2026

WESTERNREITSTALL

Little Lake
Ranch

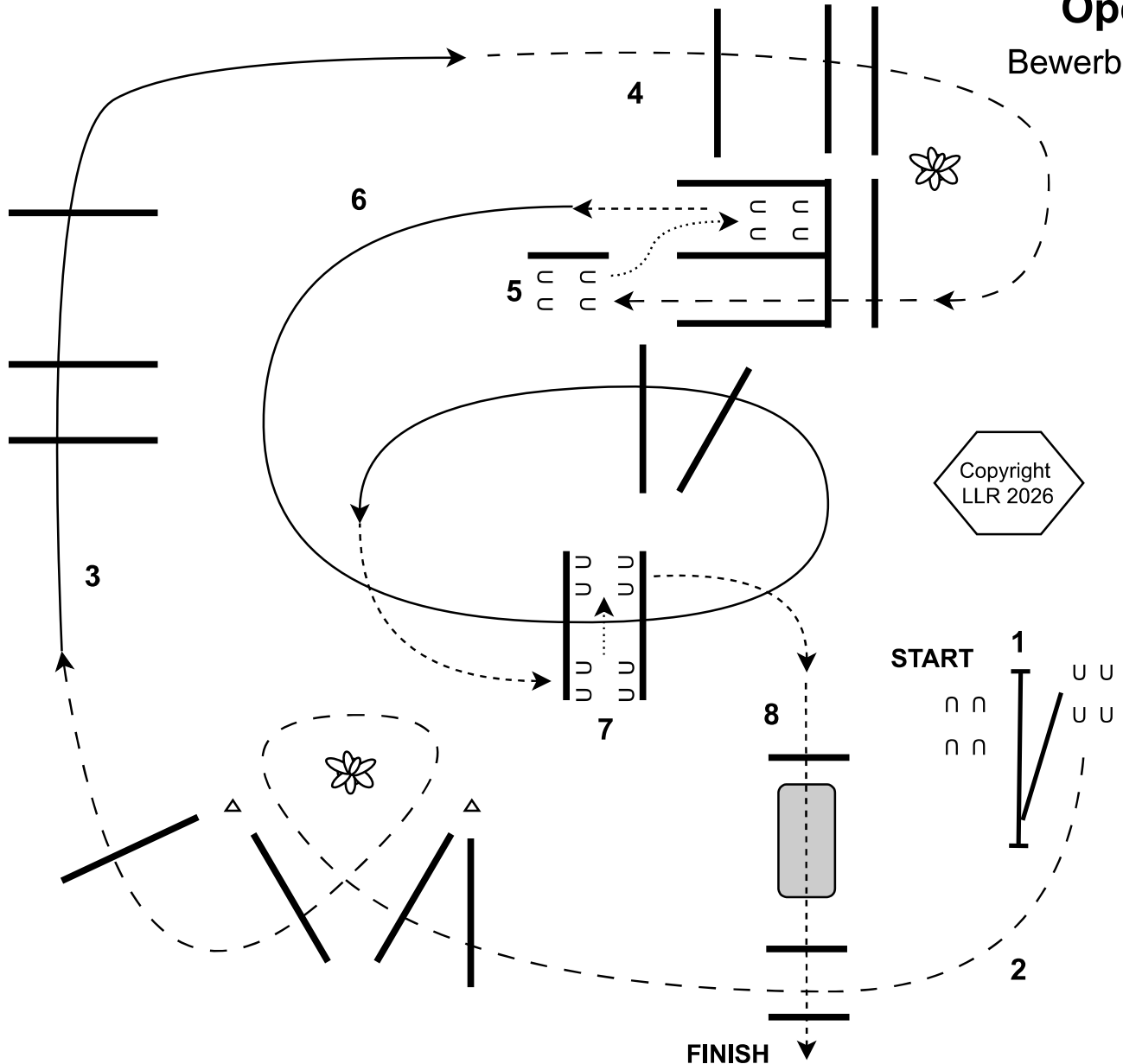
NEUHERZ

0664 43 33 086



**TRAIL
Open**

Bewerb 35



- 1 Work rope gate right hand
- 2 Jog over poles
- 3 Right lead lope over poles
- 4 Jog over poles and into chute, stop next to pole
- 5 Back up into other chute, walk out
- 6 Left lead lope over poles
- 7 Stop or break to walk, walk into poles, turn 360° either way, walk out over pole
- 8 Walk over poles and bridge



Reitplatzbau
 Sandgemische
 Trettschichten
 Vlieshackleel
 Bahnplaner
 Reitplatzmatten
 Boxenbau

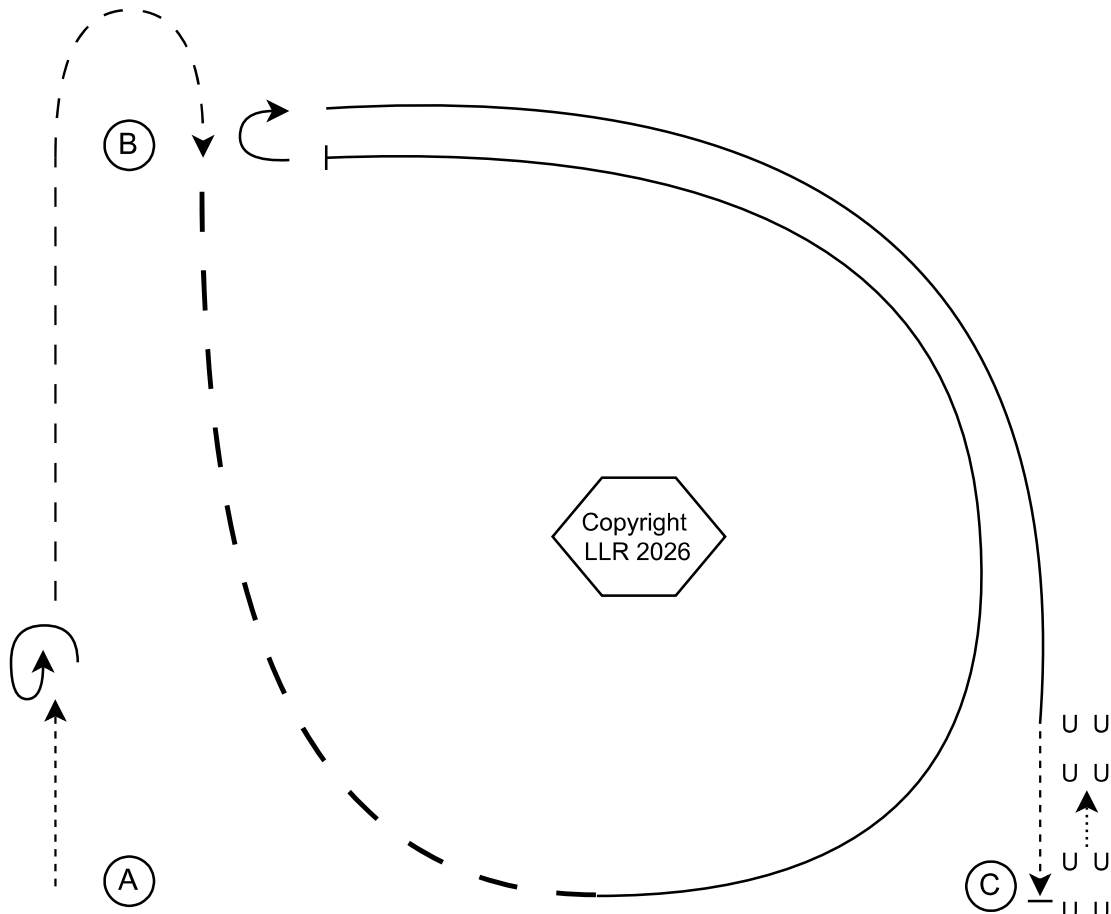
Rund ums Pferd
 spezial@neuherz.co.at
 ATU 304 96 200

CWN-C ASVÖ & APW Cup Wilfersdorf

6. – 7. Juni 2026



HORSEMANSHIP
Amateur
Bewerb 36



- 1 Walk two horse lengths past A, stop
- 2 Perform a 360° turn to the left
- 3 Jog forward and around B
- 4 Extend the jog
- 5 Lope left lead to B, stop
- 6 Perform a 180° turn to the right
- 7 Lope right lead
- 8 Break to walk, stop when even with C
- 9 Back up two horse lengths

Pattern is finished.



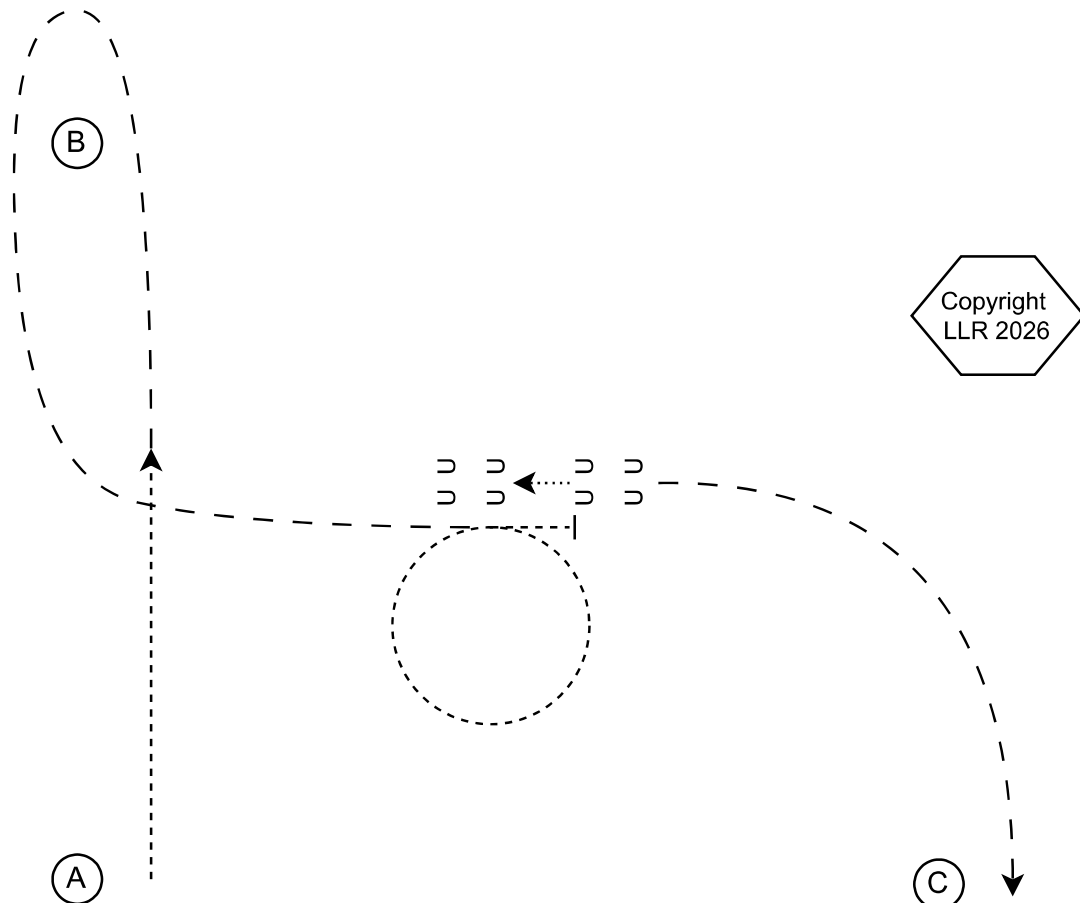
CWN-C ASVÖ & APW Cup Wilfersdorf

6. – 7. Juni 2026



HORSEMANSHIP Youth (Walk/Jog)

Bewerb 37



- 1 Walk from A half way to B
- 2 Jog around B to center of arena
- 3 Break to walk and walk a small circle to the right
- 4 Back up two horse lengths
- 5 Jog to C

Pattern is finished.



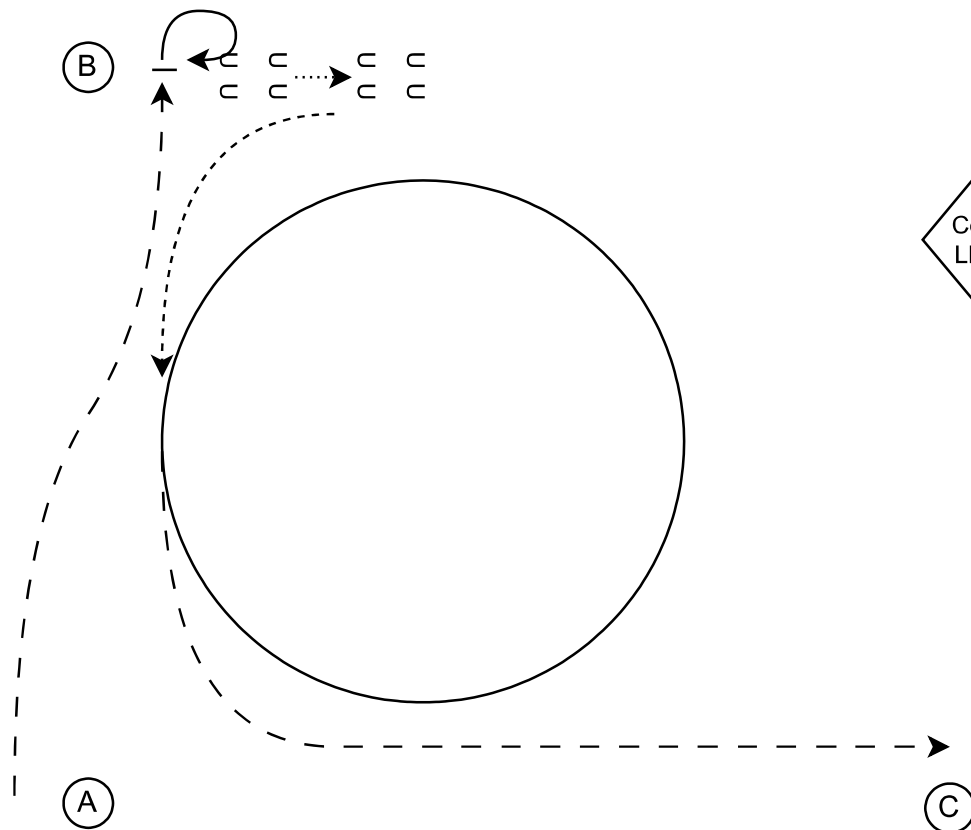
CWN-C ASVÖ & APW Cup Wilfersdorf

6. – 7. Juni 2026



HORSEMANSHIP Rookie

Bewerb 38



Copyright
LLR 2026

- 1 Jog a serpentine from A to B, stop
- 2 Perform a 270° turn to the right
- 3 Back up two horse lengths
- 4 Walk halfway from B to A
- 5 Lope a left lead circle
- 6 Break to jog and jog to C

Pattern is finished.



CWN-C ASVÖ & APW Cup Wilfersdorf

6. – 7. Juni 2026

Pattern L5

WESTERNREITSTALL

Little Lake
Ranch

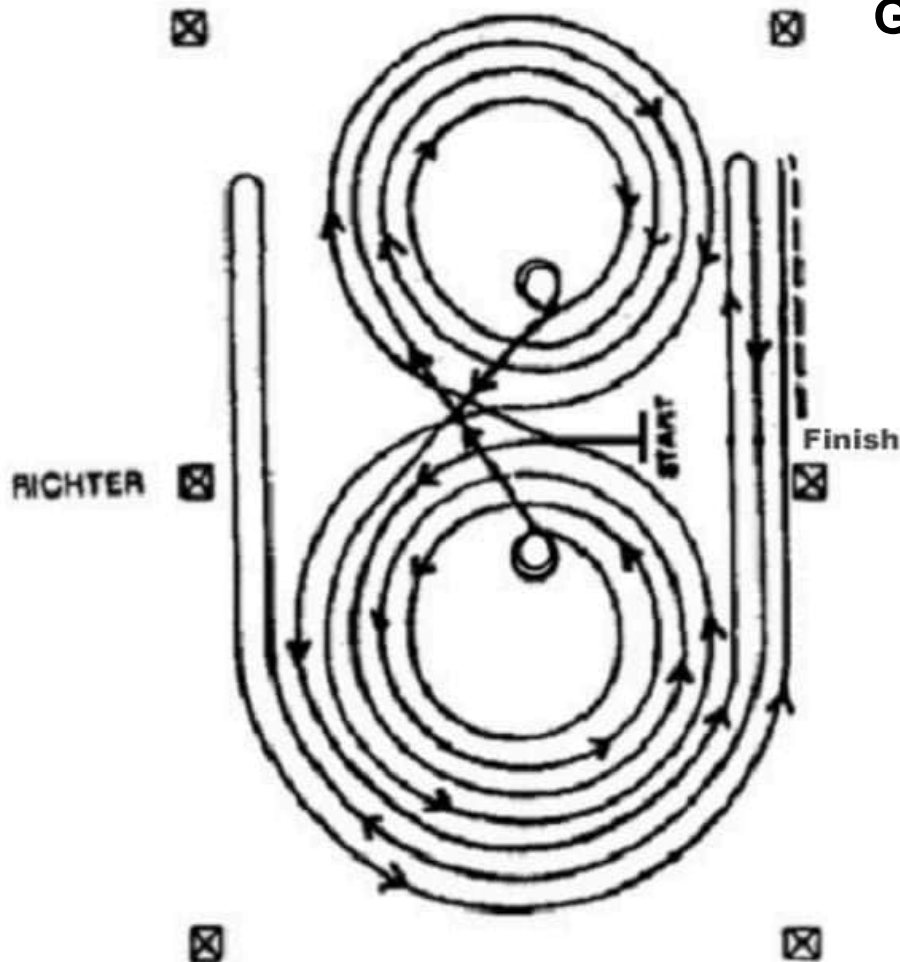
NEUHERZ

0664 43 33 086



REINING L
Amateur,
Green Horse Open

Bewerbe 42, 43



1. Start im Center mit Blick zur linken Bande. Start im Linksgalopp, 3 Zirkel links: die ersten zwei Zirkel groß und schnell; den dritten Zirkel klein und langsam. Stopp in der Mitte der Arena.
2. 2 Spins links. Verharren.
3. Start im Rechtsgalopp, 3 Zirkel rechts: die ersten zwei Zirkel groß und schnell; den dritten Zirkel klein und langsam. Stopp in der Mitte der Arena.
4. 2 Spins rechts. Verharren.
5. Im Linksgalopp beginnend eine große, schnelle Figur 8 reiten (einfacher oder fliegender Galoppwechsel).
6. Figur 8 beenden und einen großen schnellen Linkszirkel beginnen, nicht schließen und an der nächsten langen Seite einen Run; nach dem Mittelmarker Stopp, dann Rollback rechts mindestens 6 Meter von der Bande entfernt; kein Verharren.
7. Die Bahn umrunden und an der nächsten langen Seite nach dem Mittelmarker mindestens 6 Meter von der Bande entfernt. Stopp, dann Rollback nach links; kein Verharren.
8. Die Bahn umrunden und an der nächsten langen Seite nach dem Mittelmarker und mindestens 6 Meter von der Bande entfernt Stopp. Mindestens 3 Meter Rückwärtsrichten. Verharren, um das Ende der Aufgabe anzuzeigen.

Zum Richter und Zaumzeug abnehmen.



NEUHERZ
Rund ums Pferd
spezial@neuherz.co.at

Reitplatzbau
Sandgemische
Trettschichten
Vlieshackleel
Bahnplaner
Reitplatzmatten
Boxenbau

ATU 304 96 200

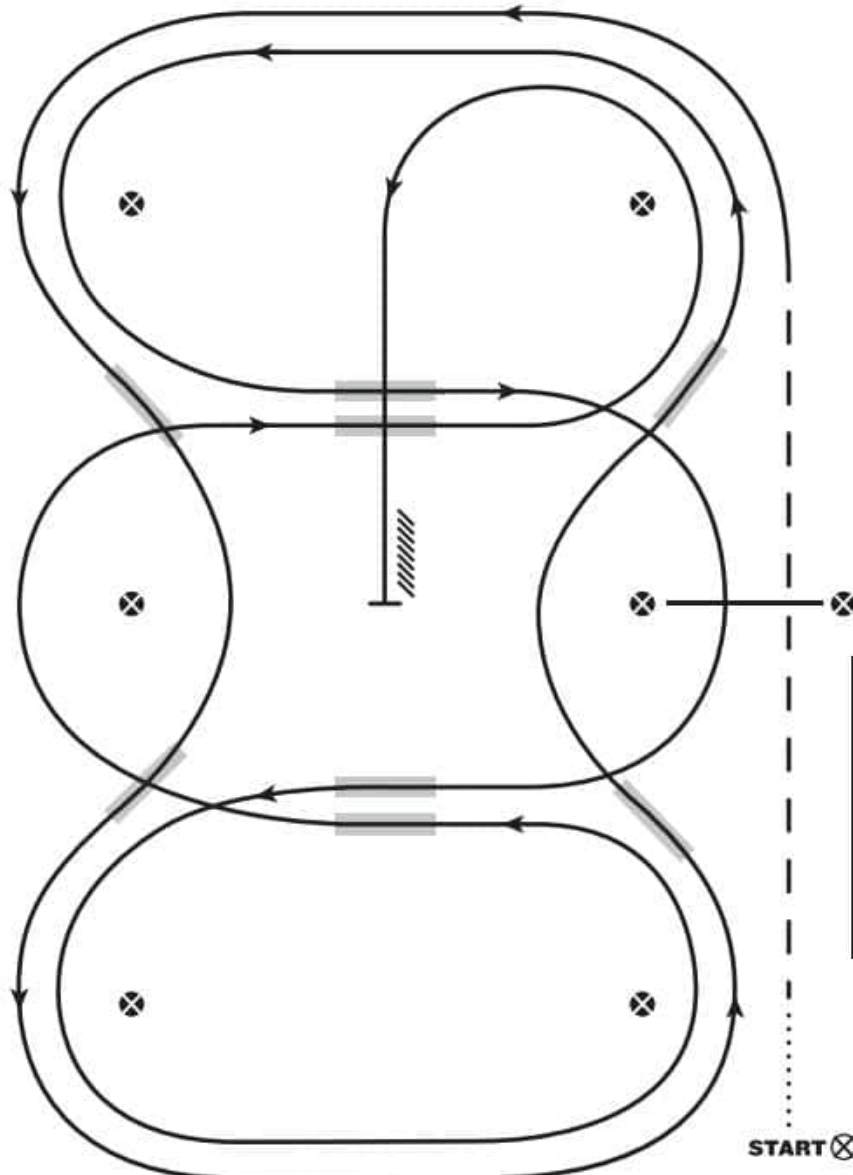
CWN-C ASVÖ & APW Cup Wilfersdorf

6. – 7. Juni 2026

WESTERN RIDING PATTERN 5
Recommended For Small Arenas



WESTERN RIDING
Open
Bewerb 44



LEGEND

.....	Walk
- - - -	Jog
————	Lope
///////	Back
■	Lead Changing Area

1. Walk at least 15 feet from start cone to the first marker, transition to jog, jog over log
2. Transition to the lope right lead & lope around end
3. First line change
4. Second line change
5. Third line change
6. Fourth line change lope around the end of arena
7. First crossing change
8. Second crossing change
9. Lope over log
10. Third crossing change
11. Fourth crossing change
12. Lope up the center, stop & back



Reitplatzbau
Sandgemische
Trettschichten
Vlieshackleel
Bahnplaner
Reitplatzmatten
Boxenbau

Rund ums Pferd
spezial@neuherz.co.at
ATU 304 96 200

CWN-C ASVÖ & APW Cup Wilfersdorf

6. – 7. Juni 2026

RANCH RIDING - PATTERN 15

WESTERNREITSTALL

Little Lake

Ranch

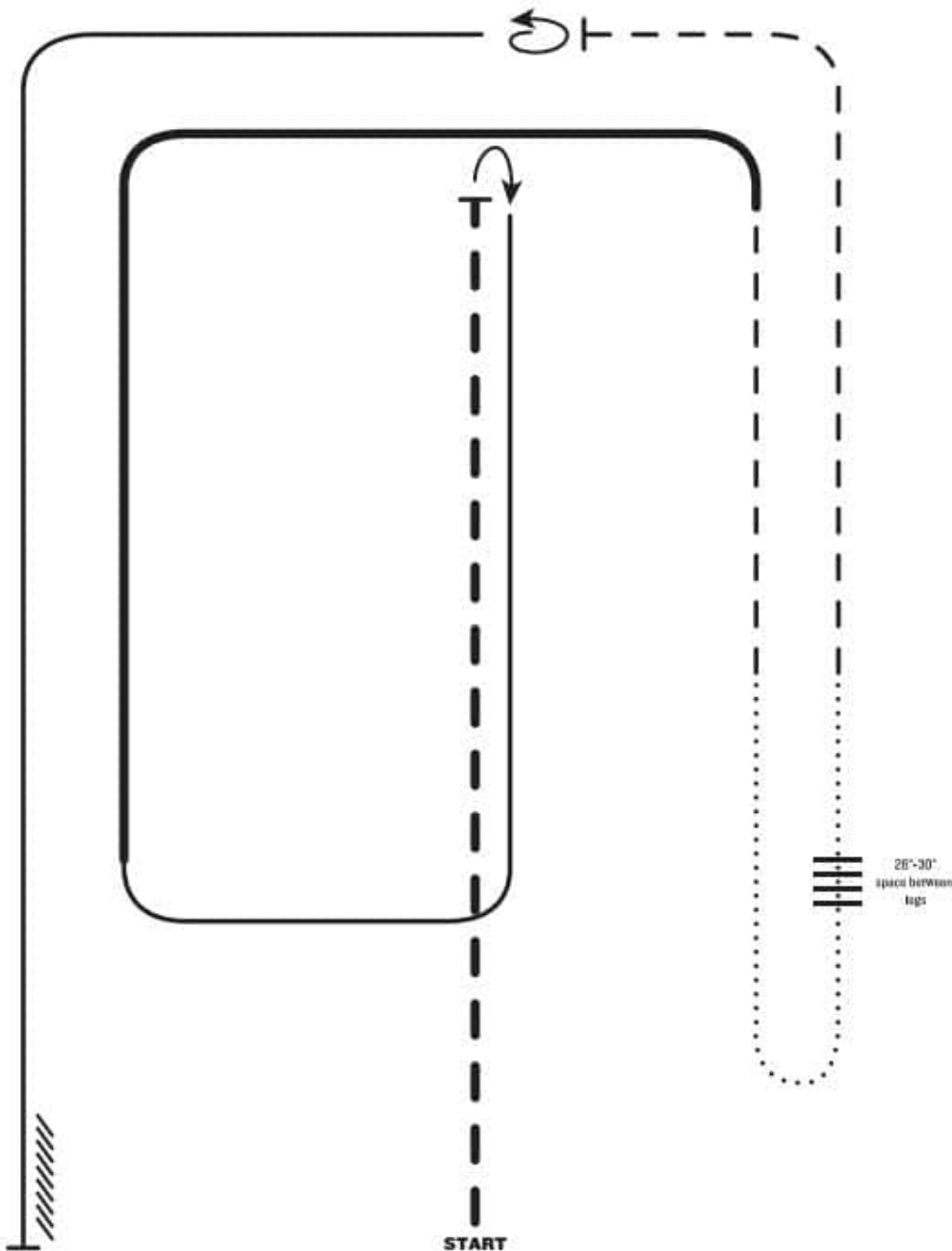
NEUHERZ

0664 43 33 086



RANCH RIDING Youth, Amateur

Bewerb 45, 46



LEGEND

.....	Walk
.....	Extended Walk
- - -	Trot
- - -	Extended Trot
— — —	Lope
— — —	Extended Lope
//////	Back
\\	Lead Change

20°-30°
angle between
logs

1. Extended trot
2. Stop, rollback right
3. Lope right lead
4. Extended lope right lead
5. Trot
6. Walk
7. Walk over logs
8. Walk
9. Trot
10. Stop, 360° turn left
11. Lope left lead
12. Stop and back



Rund ums Pferd
spezial@neuherz.co.at

ATU 304 96 200

Reitplatzbau
Sandgemische
Trettschichten
Vlieshackleel
Bahnplaner
Reitplatzmatten
Boxenbau

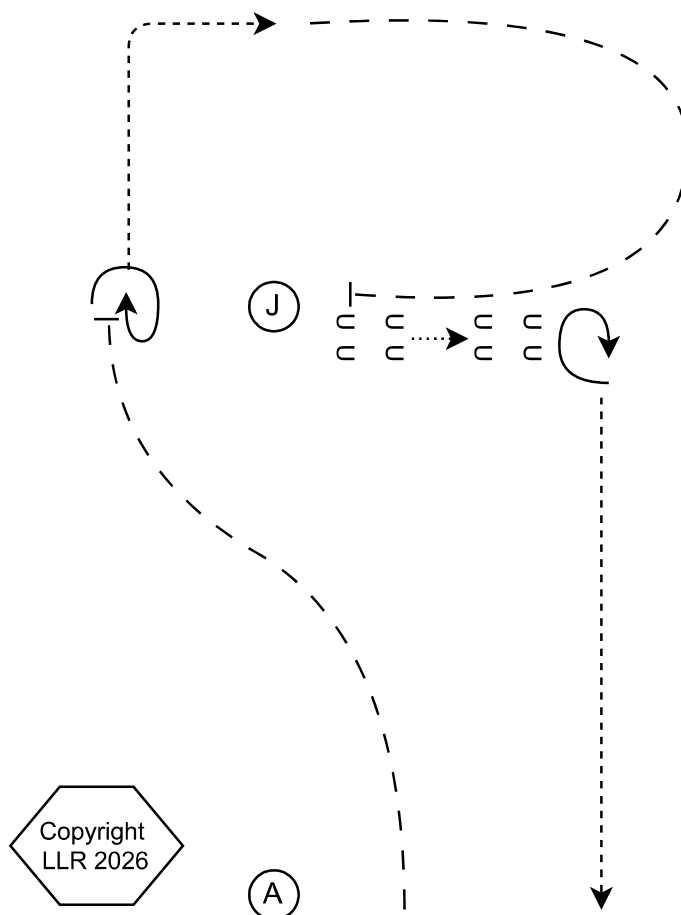
CWN-C ASVÖ & APW Cup Wilfersdorf

6. – 7. Juni 2026



SHOWMANSHIP Open

Bewerb 47



Copyright
LLR 2026

- 1 Jog a serpentine from A next to judge, stop
- 2 Perform a 360° turn
- 3 Walk and perform a sharp turn to the right
- 4 Jog in a half circle to the judge, stop
- 5 Inspection
- 6 When dismissed, back up
- 7 Perform a 270° turn
- 8 Walk to A

Pattern is finished.



CWN-C ASVÖ & APW Cup Wilfersdorf

6. – 7. Juni 2026

Pattern L1

WESTERNREITSTALL

Little Lake
Ranch

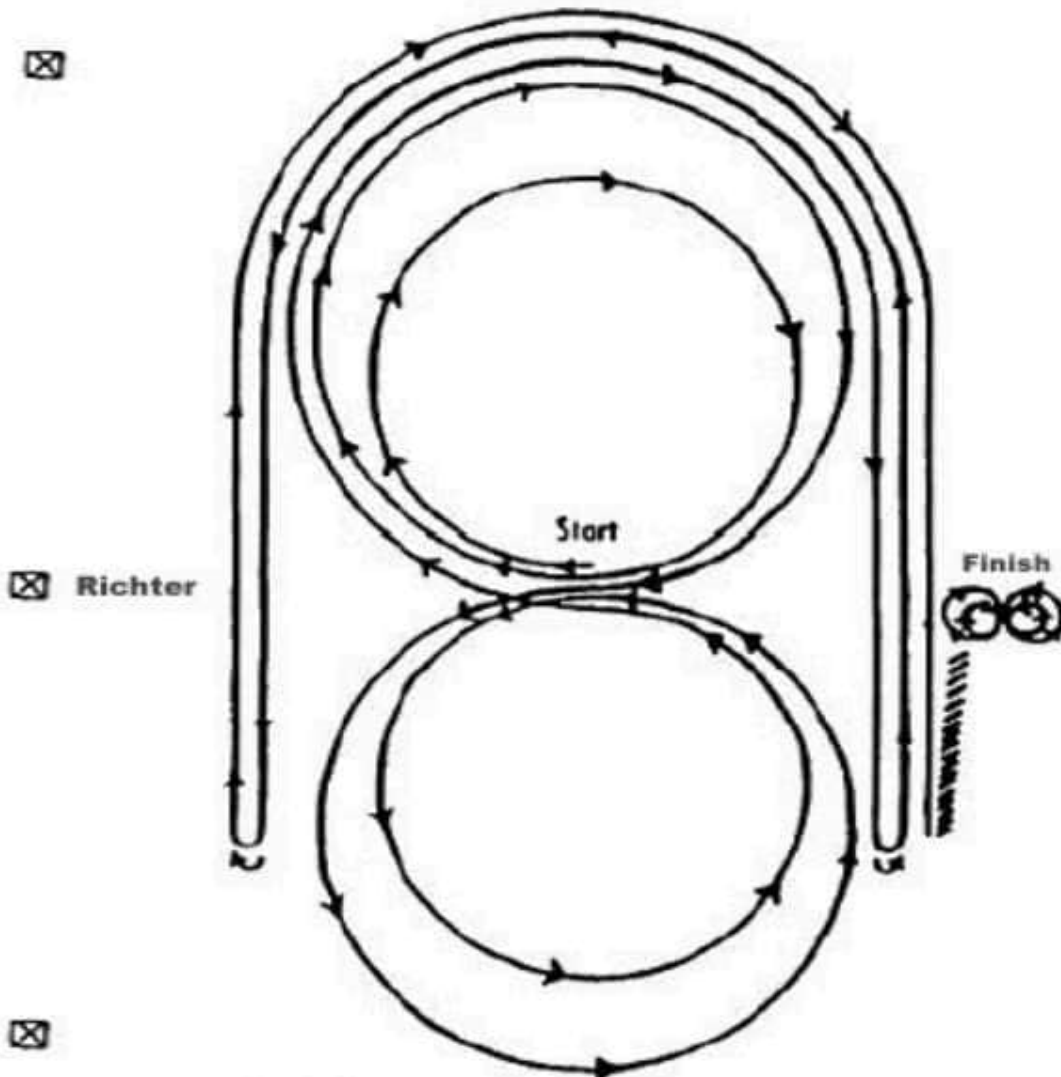
NEUHERZ

0664 43 33 086



REINING L
Youth

Bewerbe 51



1. Start im Center mit Blick zur linken Bande. 2 Zirkel rechts, der erste klein und langsam, der zweite groß und schnell, einfacher oder fliegender Galoppwechsel
2. 2 Zirkel links, der erste groß und schnell, der zweite klein und langsam, einfacher oder fliegender Galoppwechsel
3. 1 großer, schneller Zirkel, nicht schließen, Run über den Mittelmarker hinaus, mindestens 6 Meter von der Bande entfernt, Stopp, Rollback links
4. Bahn umrunden, Run über den Mittelmarker hinaus, mindestens 6 Meter von der Bande entfernt, Stopp, Rollback rechts
5. Bahn umrunden, Run über Mittelmarker hinaus, mindestens 6 Meter von der Bande entfernt, Stopp, Rückwärtsrichten bis zur Mitte oder mindestens 3 m, verharren
6. 2 Spins rechts
7. 2 Spins links, Verharren

Zum Richter, absteigen und Zaumzeug abnehmen.

 NEUHERZ Rund ums Pferd spezial@neuherz.co.at	Reitplatzbau Sandgemische Tretschichten Vlieshackleel Bahnplaner Reitplatzmatten Boxenbau
	ATU 304 96 200

CWN-C ASVÖ & APW Cup Wilfersdorf

6. – 7. Juni 2026

REINING PATTERN 5

WESTERNREITSTALL

Little Lake
Ranch

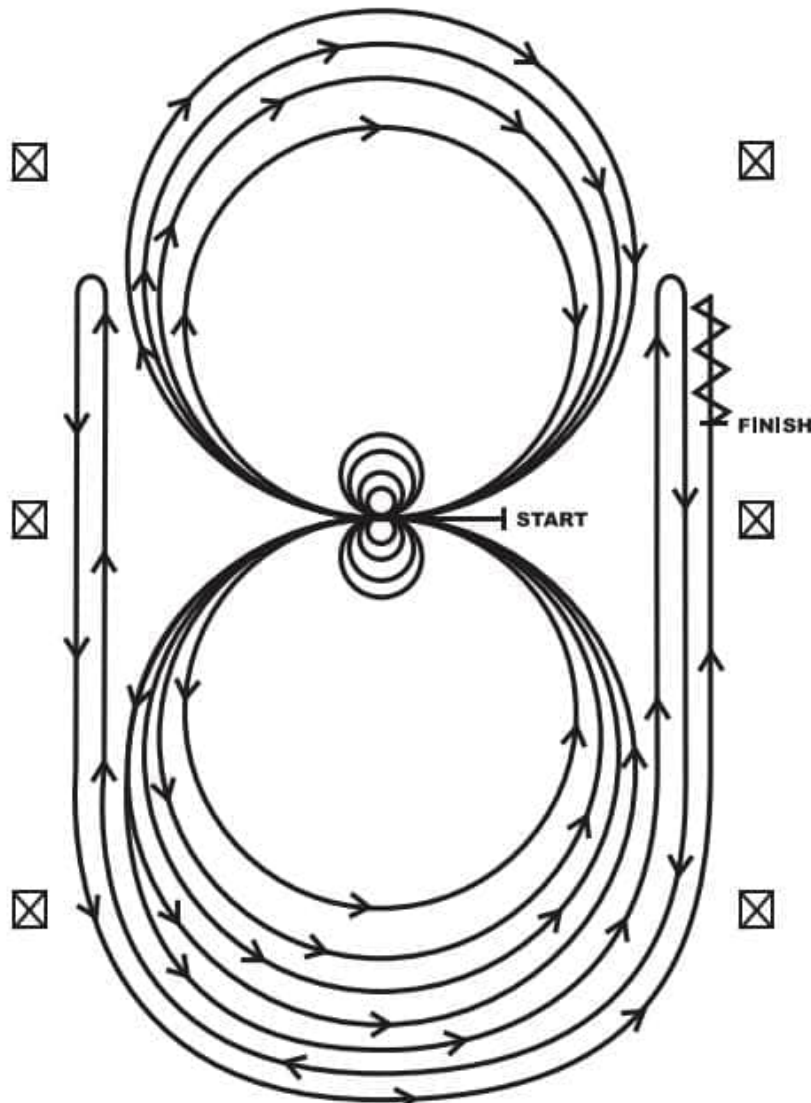
NEUHERZ

0664 43 33 086



REINING S Open, Amateur

Bewerbe 52, 53



Horses may walk or jog to the center of arena. Horses must walk or stop prior to starting pattern. Beginning at the center of the arena facing the left wall or fence.

1. Beginning on the left lead, complete three circles to the left: the first two circles large and fast; the third circle small and slow. Stop at the center of the arena. Hesitate.
2. Complete four spins to the left. Hesitate.
3. Beginning on the right lead, complete three circles to the right: the first two circles large and fast; the third circle small and slow. Stop at the center of the arena. Hesitate.
4. Complete four spins to the right. Hesitate.
5. Beginning on the left lead, run a large fast circle to the left, change leads at the center of the arena, run a large fast circle to the right, and change leads at the center of the arena. (Figure 8)
6. Continue around previous circle to the left but do not close this circle. Run up the right side of the arena past the center marker and do a right rollback at least twenty feet (six meters) from the wall or fence—no hesitation.
7. Continue around previous circle to the right but do not close this circle. Run up the left side of the arena past the center marker and do a left rollback at least twenty feet (six meters) from the wall or fence—no hesitation.
8. Continue back around previous circle but do not close this circle. Run up the right side of the arena past the center marker and do a sliding stop at least twenty feet (six meters) from the wall or fence. Back up at least ten feet (three meters). Hesitate to demonstrate completion of the pattern.



NEUHERZ
Rund ums Pferd
spezial@neuherz.co.at
ATU 304 96 200

Reitplatzbau
Sandgemische
Trettschichten
Vlieshackleel
Bahnplaner
Reitplatzmatten
Boxenbau