



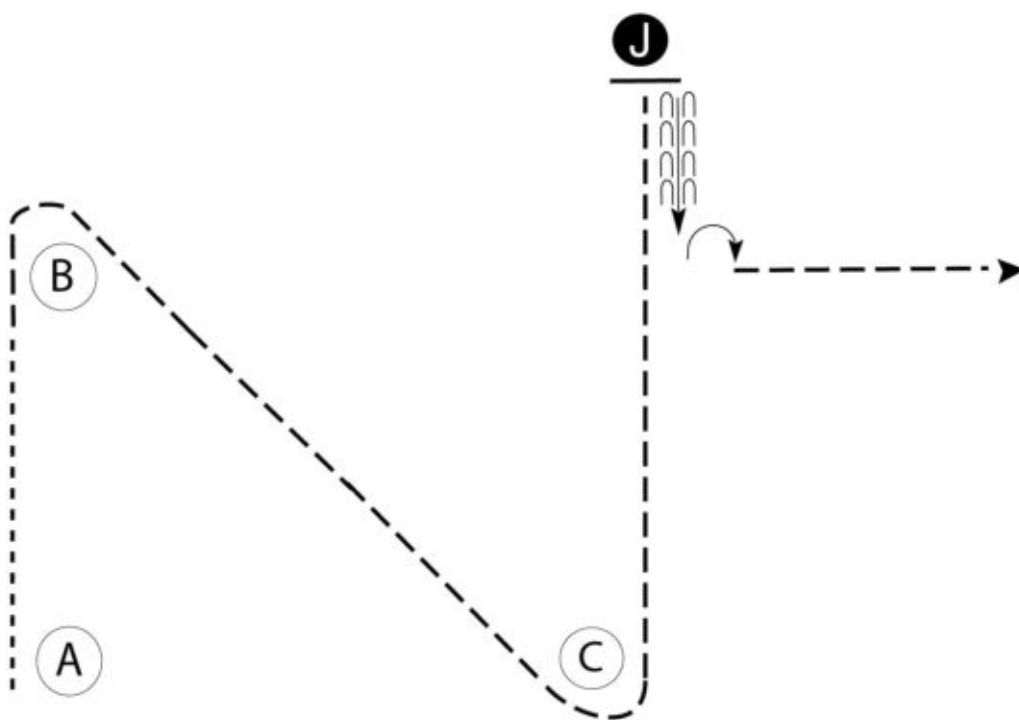
Showmanship NA (22)

Show Date: 01.- 03.05.2026

AQHA

w w w . H o r s e S h o w P a t t e r n s . c o m

w w w . H o r s e S h o w P a t t e r n s . c o m



Be ready at A.

1. Walk to B.
2. Trot around B and C and straight to judge.
3. Stop and set up for inspection.
4. When dismissed, back one horse length.
5. Perform a 90 degree turn.
6. Trot straight away to finish.

Walk	-----
Trot	- - - - -
Back	←←←←←
Marker	Ⓟ
Judge	Ⓝ



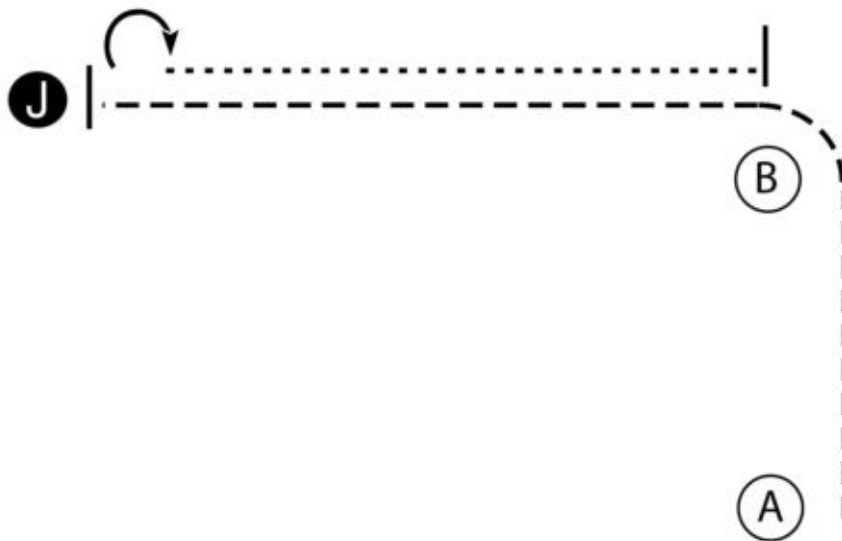
Showmanship NY (33)

AQHA


Show Date: 01.05. - 03.05.2026

w w w . H o r s e S h o w P a t t e r n s . c o m

w w w . H o r s e S h o w P a t t e r n s . c o m



1. Trot from A to the Judge.
2. Stop and set up for inspection.
3. When dismissed perform a 180 degree turn.
4. Walk to B, stop and wait for instructions from the ring steward.

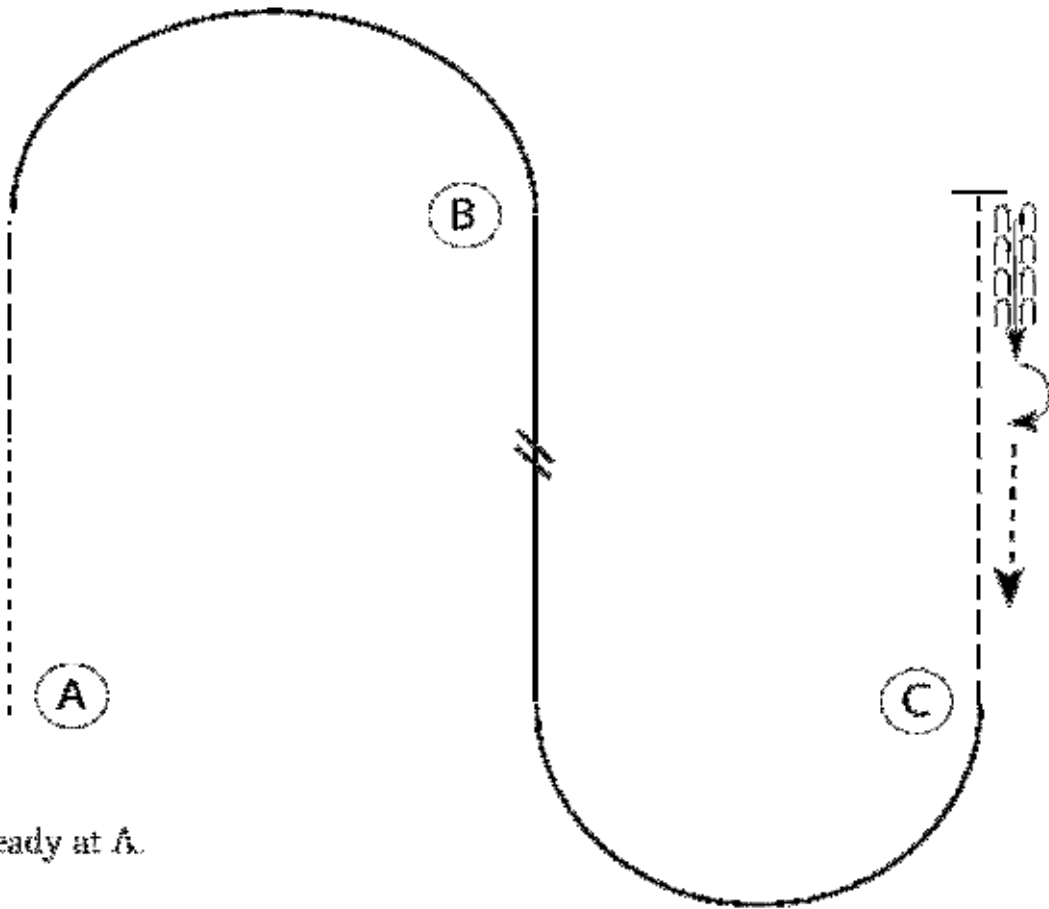
Walk
Trot - - - - -
Back ← 
Marker (B)
Judge (J)



ZNS

Horsemanship Open (34)

Show Date: 01.-03.05.2026



Be ready at A.

1. Walk from A to center of pattern.
2. Jog until even with B.
3. Lope a half circle on the right lead to and around B.
4. Perform a simple lead change in the center of the pattern.
5. Lope a half circle on the left lead to C.
6. Jog until even with B.
7. Stop and back approximately one horse length.
8. Perform a 180 degree hindquarter turn right and walk off.

Walk	-----
Jog	- - - - -
Extended Jog	-----
Lope	-----
Lead Change	//
Back	←←←←←
Marker	ⓑ

Follow the directions of your ring steward.

www.HorseShowPatterns.com

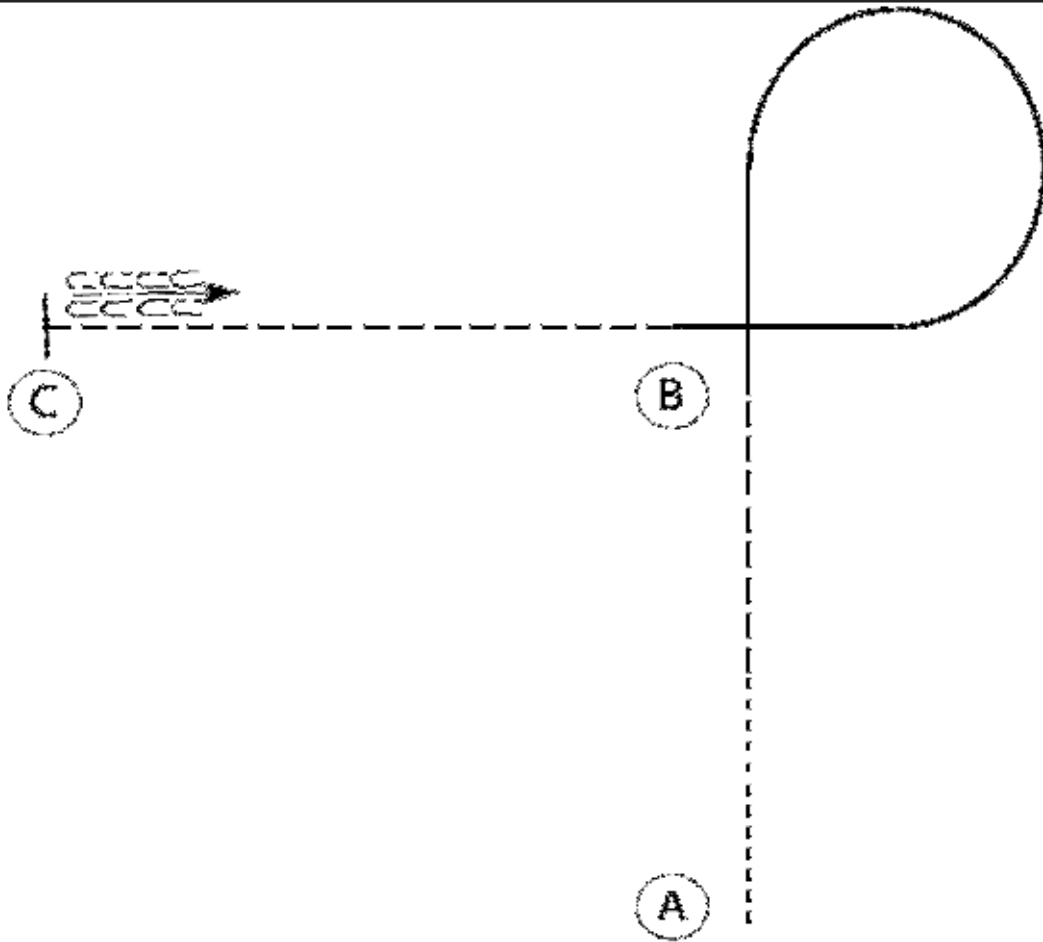
www.HorseShowPatterns.com



Horsemanship Youth(35)

Show Date: 01.-03.05.2026

ZNS



Be ready at A.

1. Walk from A halfway to B.
2. Jog the rest of the way to B.
3. Lope a circle to the right.
4. Jog from B to C.
5. Stop at C and back one horse length.

Retire to the rail or line up at a jog.

Walk	-----
Jog	- - - - -
Extended Jog	- - - - -
Lope	—————
Lead Change	
Back	
Marker	ⓑ

www.HorseShowPatterns.com

www.HorseShowPatterns.com

Horsemanship Amateur (36)

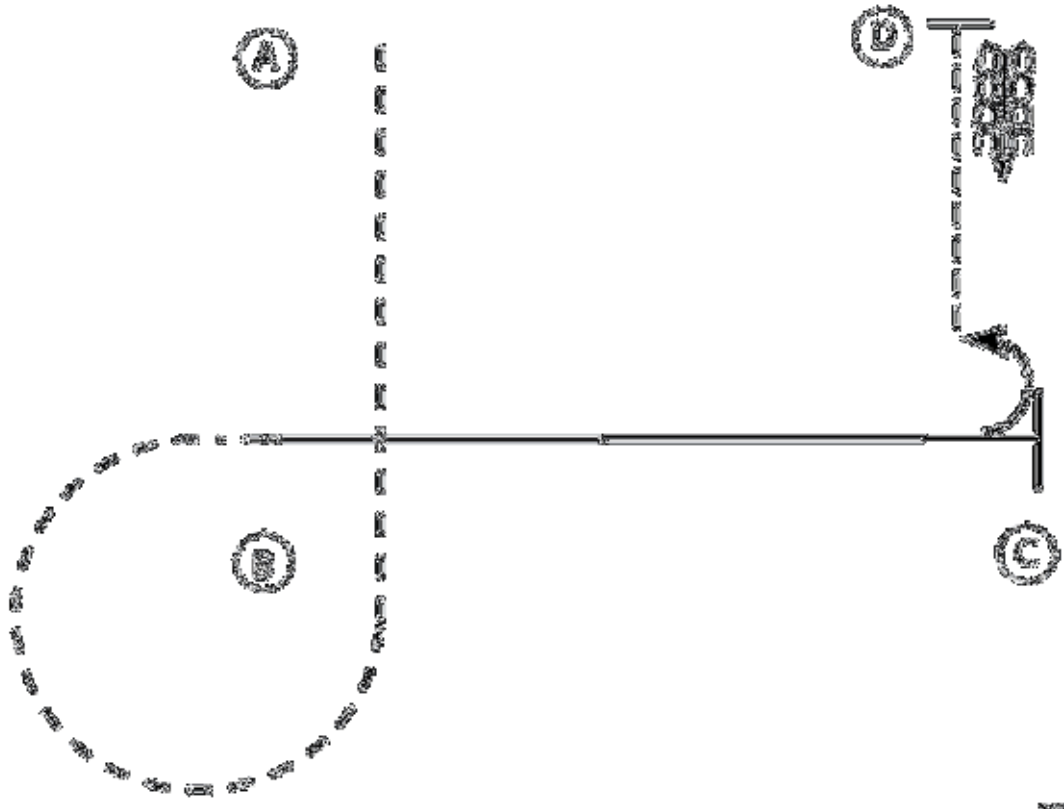
Show Date: 01.-03.05.2026



ZNS

www.HorseShowPatterns.com

www.HorseShowPatterns.com



- 1. Jog from A to end around B
- a. At B lope to C
- a. Stop at C and perform a 90 degree turn the left
- 1. Jog to D
- a. At D stop and back 4 steps

Walk	
Jog	
Extended Jog	
Lope	
Log Hold	
Lead Change	
Back	
Minuten	
Stoppen	

Horsemanship Rookie (37)

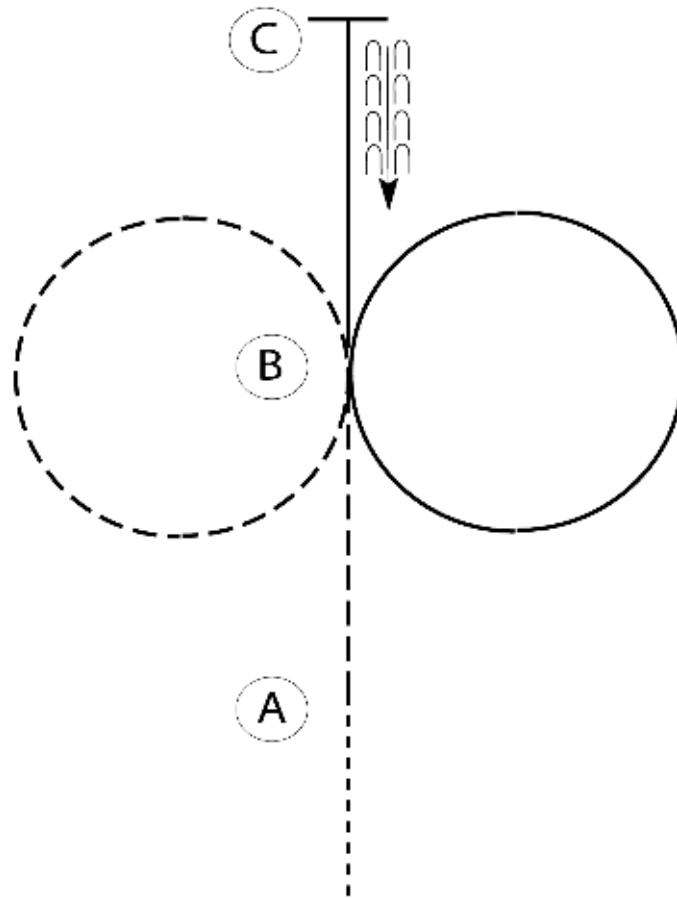
Show Date: 01.05. - 03.05.2026



ZNS

www.HorseShowPatterns.com

www.HorseShowPatterns.com



Be ready prior to A.

1. Walk to A.
2. Jog A to B.
3. At B, jog a circle to the left.
4. At B, lope a circle to the right.
5. Continue the lope to C.
6. Stop at C and back approximately one horse length.

Walk	-----
Jog	- - - - -
Extended Jog	— — — —
Lope	
Lead Change	⋈
Back	←←←←←
Marker	⊙ B



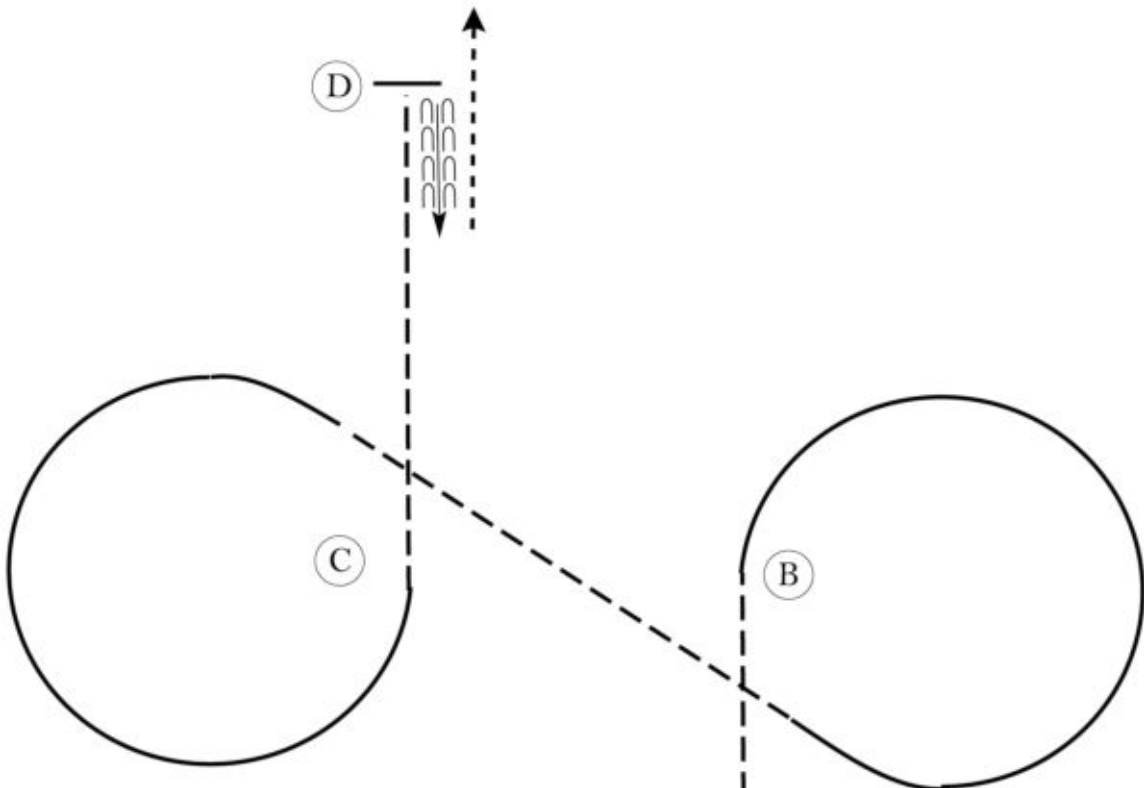
HUNT SEAT EQUITATION NA (42)

AQHA

Show Date: 01.-03.05.2026

www.HorseShowPatterns.com

www.HorseShowPatterns.com



Be ready before A.

1. Walk to A.
2. Posting trot on the left diagonal to B.
3. At B, canter a circle to the right.
4. When even with B, sitting trot to C.
5. At C, canter a circle to the left.
6. Posting trot on the right diagonal from C to D.
7. Stop at D and back approximately one horse length.

Exit at a walk.

Follow the instructions of your ring steward.

Walk	-----
Trot	- - - - -
Extended Trot	-----
Canter	=====
Leg Yield	
Lead Change	↘ ↘ ↘
Back	← ← ←
Marker	(B)
Sidepass	← →
Hand Gallop	-----



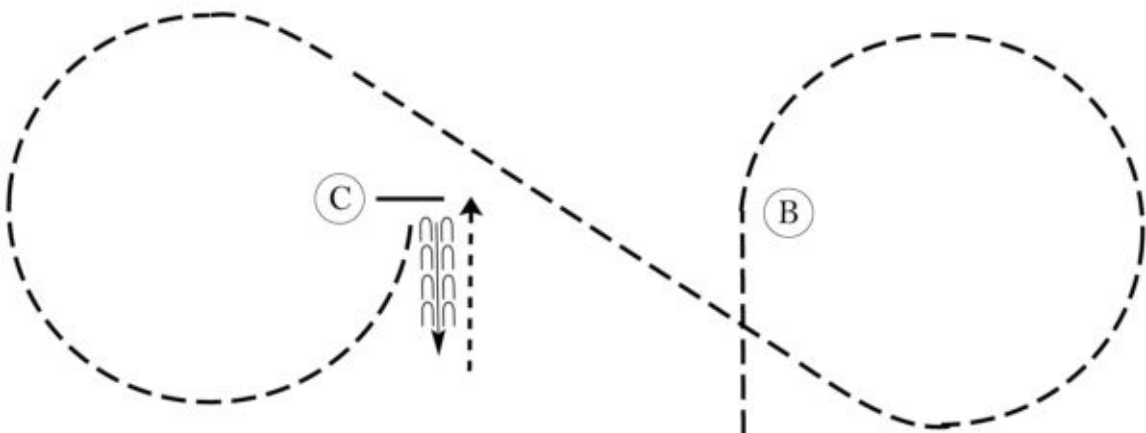
HUNT SEAT EQUITATION NY (44)

AQHA

Show Date: 01.-03.05.2026

www.HorseShowPatterns.com

www.HorseShowPatterns.com



Be ready before A.

1. Walk to A.
2. Sitting trot to B.
3. At B, trot a circle to the right on the left diagonal.
4. When halfway to C, change diagonals.
5. Posting trot on the right diagonal to and around C.
6. Stop at C and back approximately one horse length.

Exit at a walk.
Follow the instructions of your ring steward.

Walk	-----
Trot	- - - - -
Extended Trot	=====
Canter	—————
Leg Yield	
Lead Change	↘ ↙
Back	← ← ← ← ←
Marker	⊙
Sidepass	← → ← →
Hand Gallop	—————



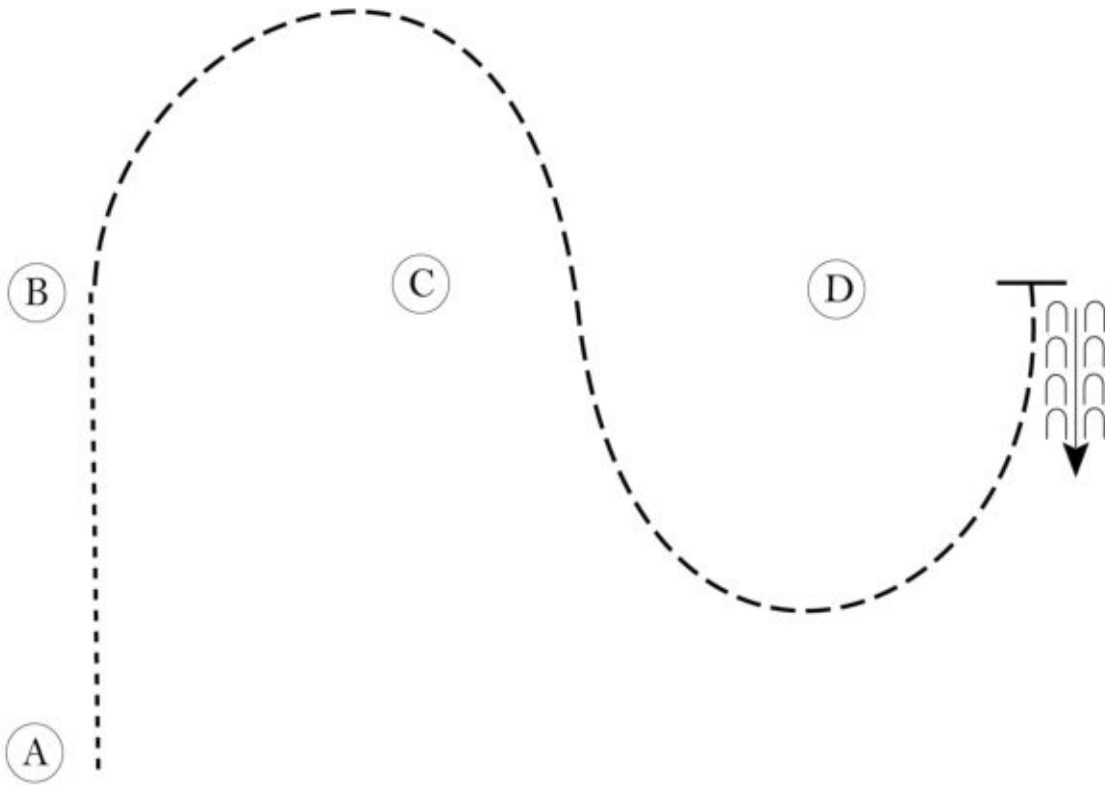
ZNS

Horsemanship Walk and Trott (77)

Show Date: 01.-03.05.2026

www.HorseShowPatterns.com

www.HorseShowPatterns.com



Be ready at A.

1. Walk A to B.
2. Jog at B, around C and to D.
3. Stop at D and back approximately one horse length.

Follow the instructions of your ring steward.

Walk	-----
Jog	- - - - -
Extended Jog	— — — — —
Lope	—————
Leg Yield	
Lead Change	— / —
Back	← C C C C C
Marker	⊙ B
Sidepass	← — — — — →



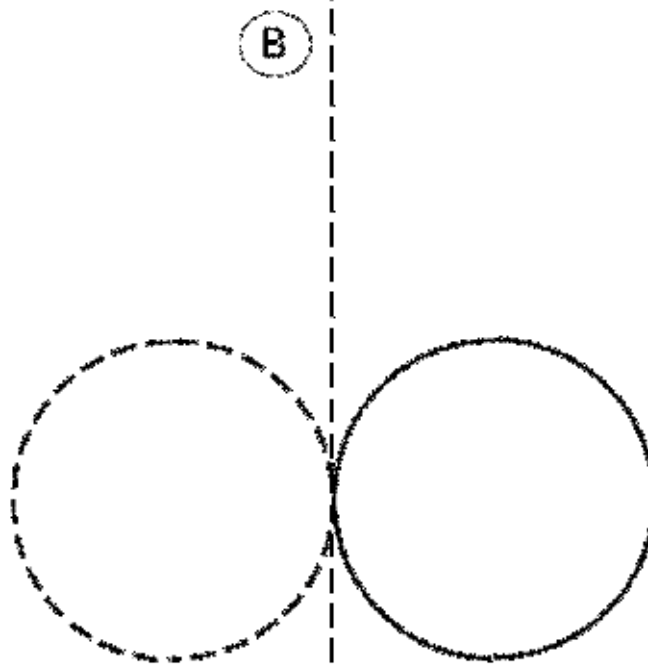
ZNS

Horsemanship Youth (78)

Show Date: 01.-03.05.2026

www.HorseShowPatterns.com

www.HorseShowPatterns.com



Be ready at A.

1. Walk halfway to center.
2. Jog to center.
3. Lope a circle to the right.
4. Jog a circle to the left.
5. Jog to B.

Pattern is over once you have passed B at the jog.

Follow the directions of your ring steward.

Walk	-----
Jog	-----
Extended Jog	-----
Lope	-----
Lead Change	-----
Ruck	-----
Marker	-----

(B)



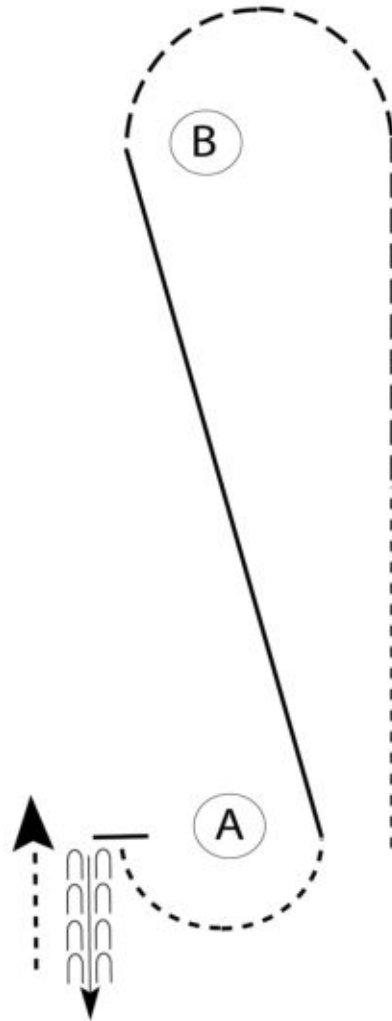
HORSEMANSHIP ROOKIE (79)

ZNS

Show Date: 01.-03.05.2026

www.HorseShowPatterns.com

www.HorseShowPatterns.com



Be ready at A.

1. Walk halfway to B.
2. Jog to and around B.
3. Lope on the left lead diagonally back to A.
4. Walk around A.
5. Stop and back approximately two horse lengths.
6. Walk straight away.

Follow the instructions of your ring steward.

Walk	-----
Jog	- - - - -
Extended Jog	— — — —
Lope	
Lead Change	⋈
Back	← ⊞ ⊞ ⊞ ⊞
Marker	⊙ B



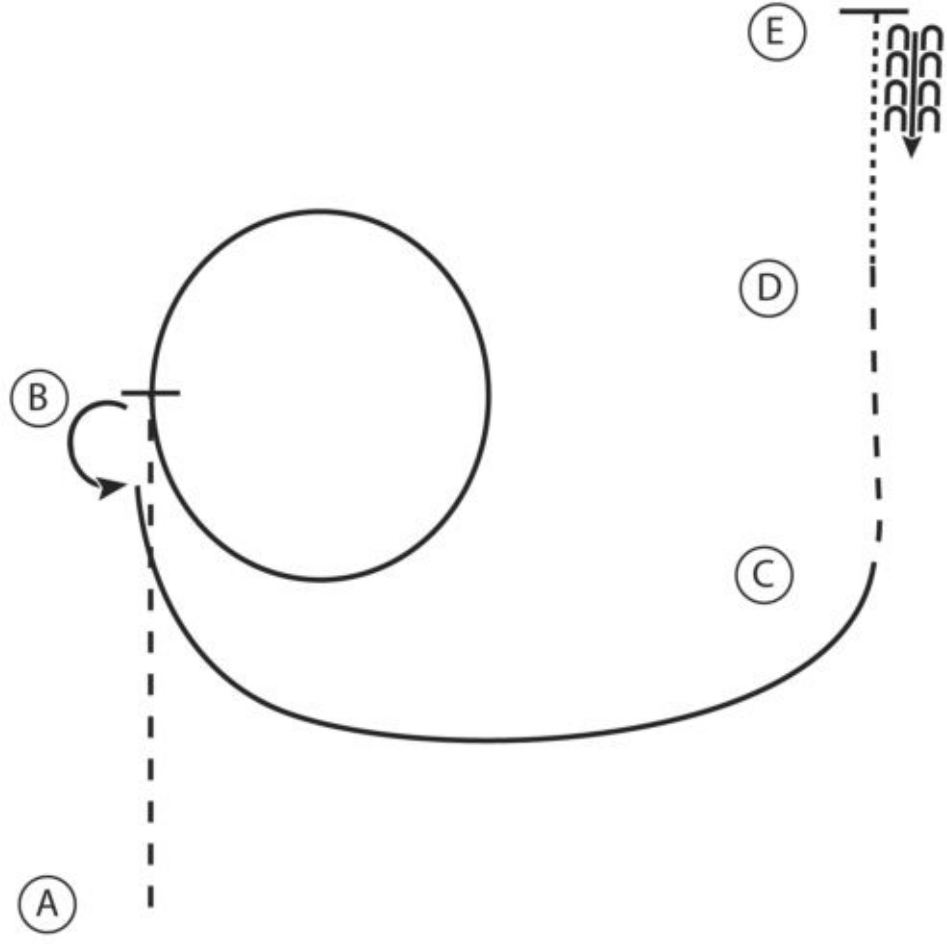
Horsemanship Amateur (80)

Show Date: 01.-03.05.2026

ZNS

www.HorseShowPatterns.com

www.HorseShowPatterns.com



1. Jog A to B
2. At B lope a circle to the right on the right lead
3. Stop at B and perform a 180 degree turn to the left
4. Lope a half circle around to C
5. At C jog to D
6. At D walk to E
- 7 At E stop and back 4 steps

Walk
Jog	-----
Extended Jog	-----
Lope	—————
Leg Yield	
Lead Change	↘
Back	← C C C C
Marker	⊙ B
Sidepass	← - - - - →



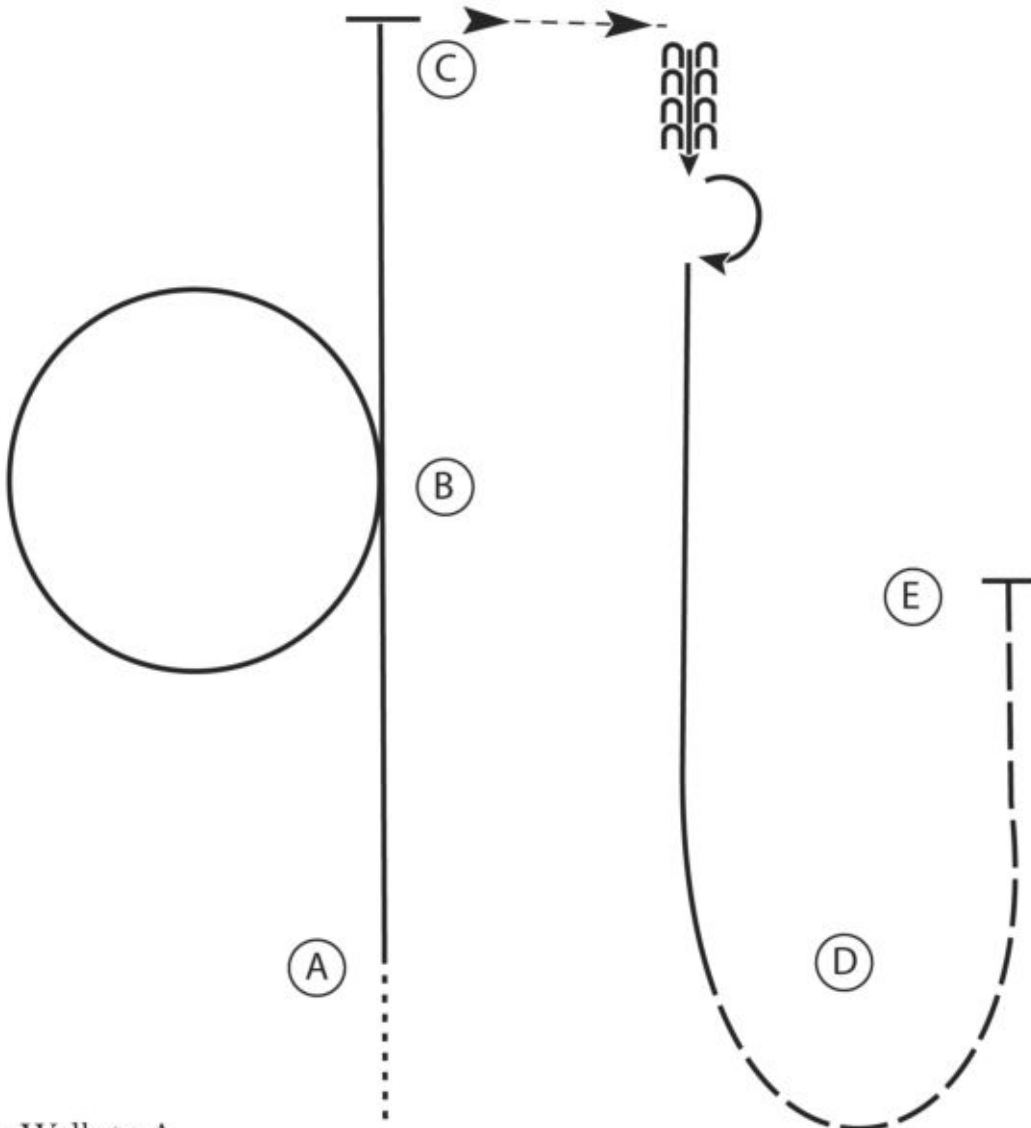
ZNS

Horsemanship Open (81)

Show Date: 01.-03.05.2026

www.HorseShowPatterns.com

www.HorseShowPatterns.com



1. Walk to A
2. At A lope on the left lead to B
3. At B lope a circle to the left and continue to C
4. Stop past C and sidepass right
5. Back 3 steps
6. Perform a 180 degree turn to the right on the hindquarters
7. Lope on the right lead to D
8. At D extend the jog around D
9. Stop at E

Walk
Jog	-----
Extended Jog	-----
Lope	—————
Leg Yield	
Lead Change	⌘
Back	⌘⌘⌘
Marker	Ⓚ
Sidepass	⌘⌘⌘

HORSEMANSHIP NY (82)

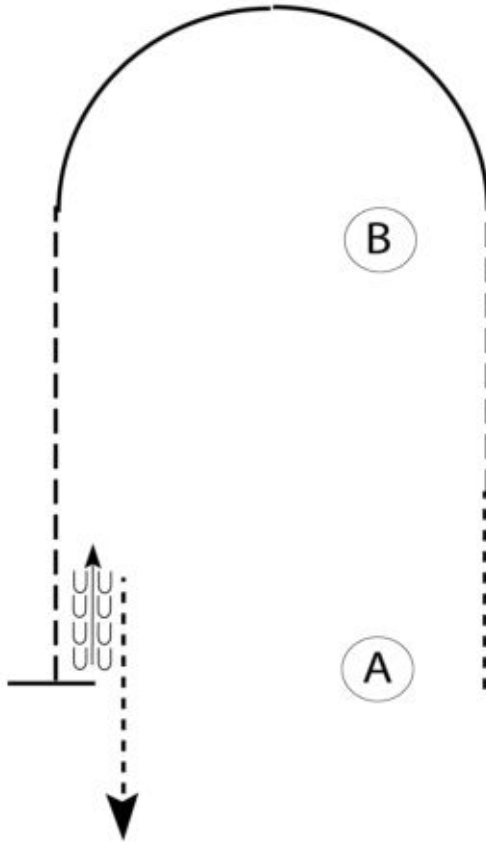


AQHA

Show Date: 01.-03.05.2026

www.HorseShowPatterns.com

www.HorseShowPatterns.com



Be ready at A.

1. When acknowledged, walk two horse lengths from A.
2. Jog to B.
3. Lope on the left lead in a half circle until even with B.
4. Jog until even with A.
5. Stop even with A and back approximately one horse length.
6. Exit pattern at a walk.

Follow the instructions of your ring steward.

Walk	-----
Jog	- - - - -
Extended Jog	— — — —
Lope	
Lead Change	— / —
Back	← u u u u
Marker	(B)

Horsemanship NA (83)

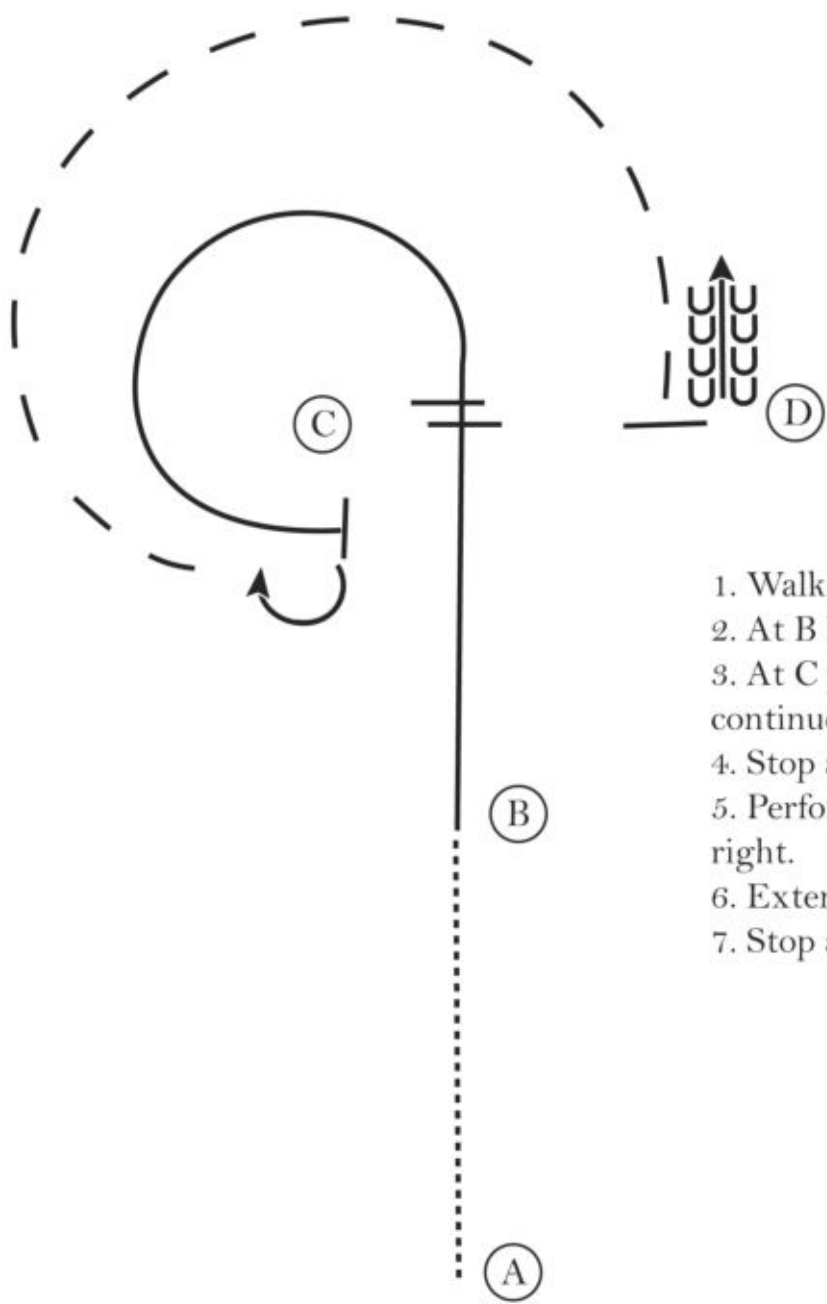


AQHA

Show Date: 01.-03.05.2026

www.HorseShowPatterns.com

www.HorseShowPatterns.com



1. Walk A to B.
2. At B lope on the right lead to C.
3. At C perform a lead change and continue on the left lead around C.
4. Stop at C.
5. Perform a 180 degree turn to the right.
6. Extend the jog around C.
7. Stop at D and back 4 steps.

Walk
Jog	- - - - -
Extended Jog	— — — — —
Lope	—————
Leg Yield	
Lead Change	↘
Back	←←←←←
Marker	⊙
Sidepass	←- - - - -→