

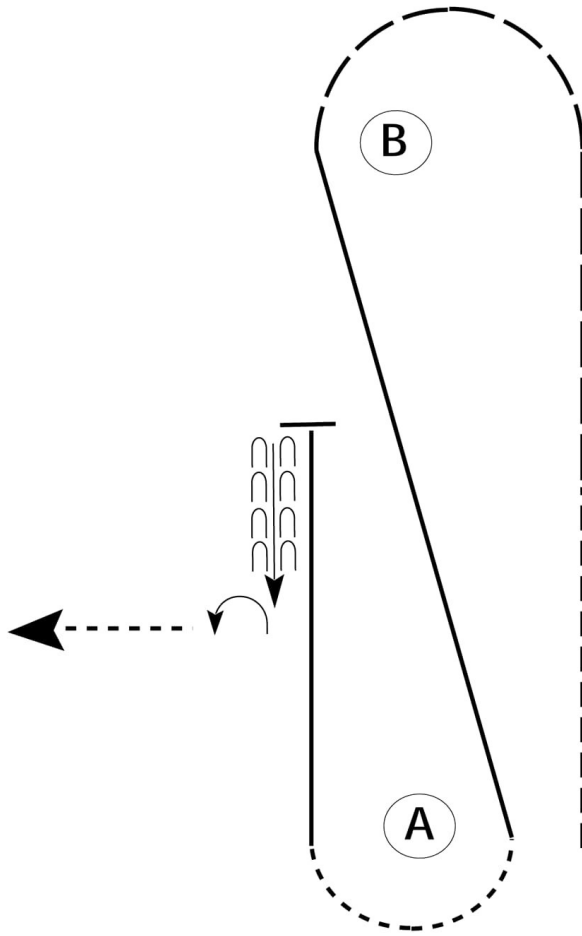
# AMATEUR HORSEMANSHIP (85)

ZNS

Show Date: 14.-17.05.2026

w w w . H o r s e S h o w P a t t e r n s . c o m




w w w . H o r s e S h o w P a t t e r n s . c o m



Be ready at A.

1. Jog halfway to B.
2. Extend the jog to and around B.
3. Lope on the left lead diagonally back to A.
4. Walk around A.
5. Lope on the right lead halfway to B.
6. Stop and back approximately two horse lengths.
7. Perform a 1/4 turn to the left.
8. Walk straight away.

Follow the instructions of your ring steward.

Walk	-----
Jog	- - - - -
Extended Jog	— — — —
Lope	
Lead Change	
Back	
Marker	

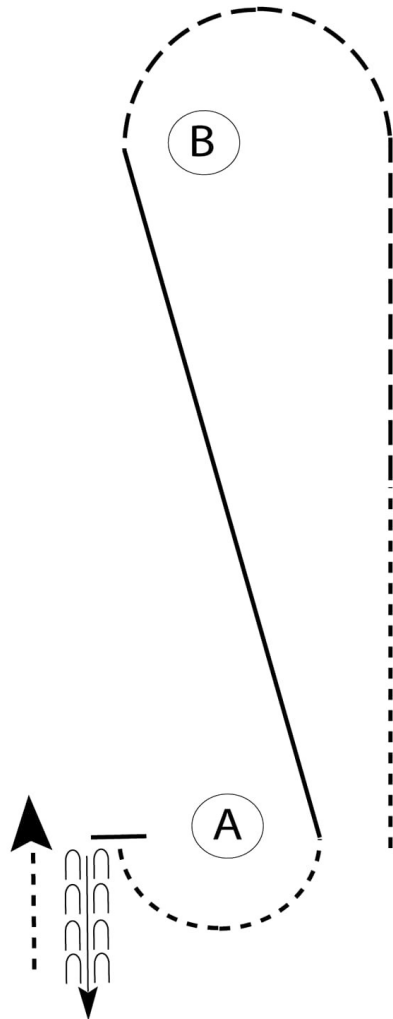
# Youth HORSEMANSHIP ( 86)

ZNS

Show Date: 14.-17.05.2026

www.HorseShowPatterns.com

www.HorseShowPatterns.com



Be ready at A.

1. Walk halfway to B.
2. Jog to and around B.
3. Lope on the left lead diagonally back to A.
4. Walk around A.
5. Stop and back approximately two horse lengths.
6. Walk straight away.

Follow the instructions of your ring steward.

Walk	.....
Jog	-----
Extended Jog	-----
Lope	—————
Lead Change	⋈
Back	←~~~~~
Marker	Ⓚ

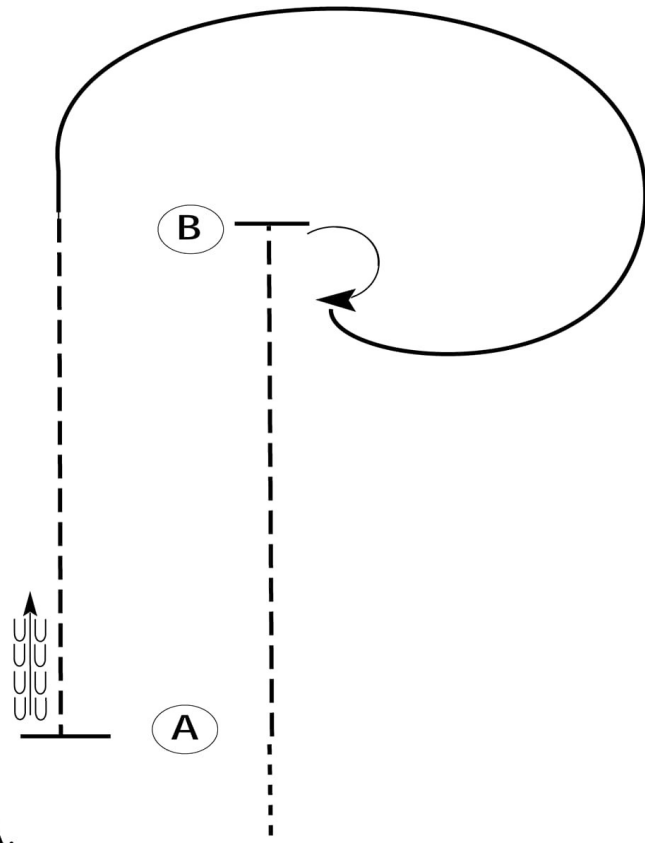
# YOUTH HORSEMANSHIP (128)

AQHA

Show Date: 14.-17.05.2026

w w w . H o r s e S h o w P a t t e r n s . c o m

w w w . H o r s e S h o w P a t t e r n s . c o m



Be ready before A.

1. Walk to A.
2. Jog to B.
3. Turn 180 degrees to the right.
4. Lope on the left lead back around to B.
5. Jog from B to A.
6. Stop at A and back approximately one horse length.

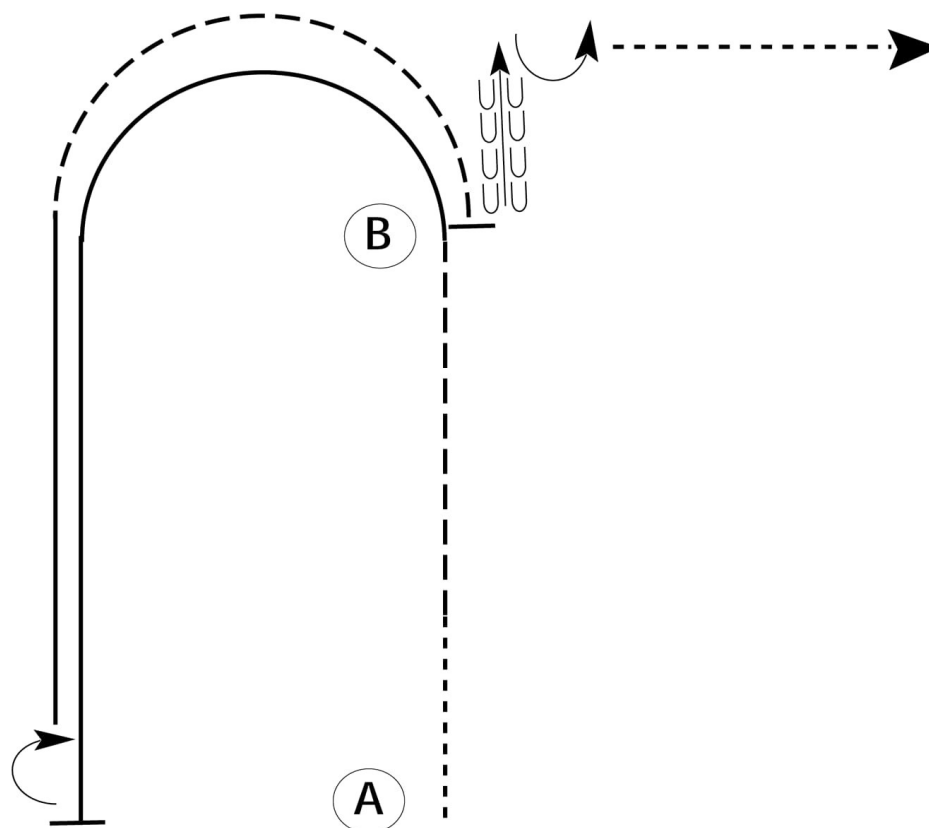
Follow the instructions of your ring steward.

Walk	-----
Jog	- - - - -
Extended Jog	— — — —
Lope	—————
Leg Yield	
Lead Change	↘
Back	← ⤵ ⤵
Marker	⊙ B
Sidepass	←-----→

AQHA

# AMATEUR HORSEMANSHIP (129)

Show Date: 14.-17.05.2026



Be ready at A.

1. Walk approximately 2 horse lengths from A.
2. Jog to B.
3. Lope on the left lead in a half circle and then straight until even with A.
4. Stop and perform a 180 degree turn to the right.
5. Lope on the right lead until even with B.
6. Jog to B.
7. Stop at B and back approximately one horse length.
8. Perform a 90 degree turn to the left and walk straight away.

Follow the instructions of your ring steward.

Walk	-----
Jog	-----
Extended Jog	-----
Lope	-----
Lead Change	////
Back	←←←←
Marker	ⓑ

w w w . H o r s e S h o w P a t t e r n s . c o m

w w w . H o r s e S h o w P a t t e r n s . c o m

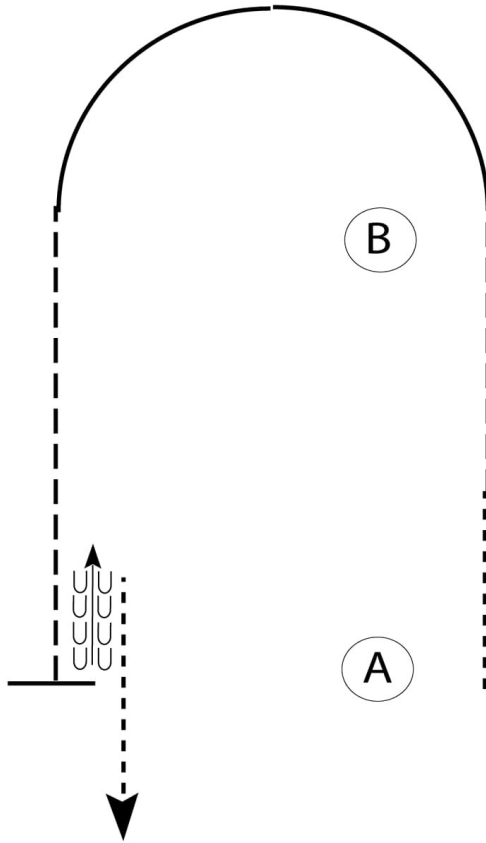
# YOUTH HORSEMANSHIP (162)

ZNS

Show Date: 14.-17.05.2026

www.HorseShowPatterns.com



www.HorseShowPatterns.com



Be ready at A.

1. When acknowledged, walk two horse lengths from A.
2. Jog to B.
3. Lope on the left lead in a half circle until even with B.
4. Jog until even with A.
5. Stop even with A and back approximately one horse length.
6. Exit pattern at a walk.

Follow the instructions of your ring steward.

Walk	-----
Jog	-----
Extended Jog	-----
Lope	-----
Lead Change	
Back	
Marker	(B)

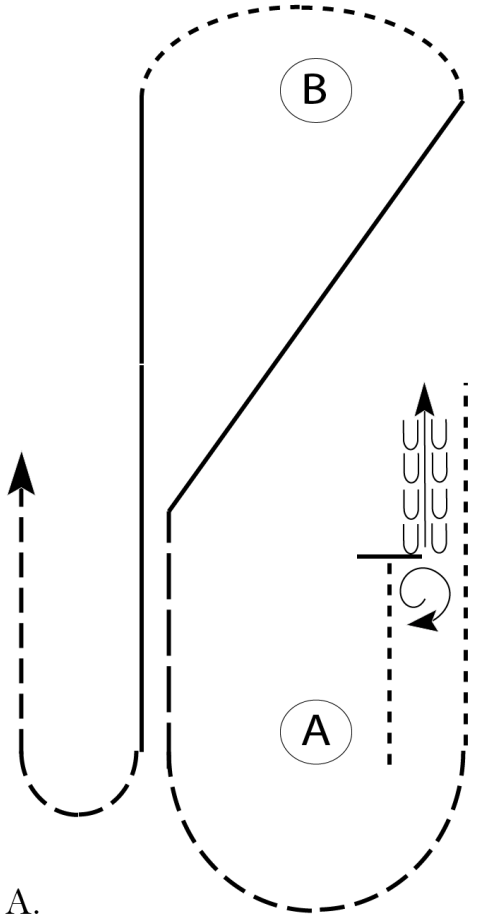
# AMATEUR HORSEMANSHIP (163)

ZNS

Show Date: 14.-17.05.2026



w w w . H o r s e S h o w P a t t e r n s . c o m

w w w . H o r s e S h o w P a t t e r n s . c o m



Be ready at A.

1. Walk approximately 2 horse lengths from A.  
Stop and perform a 1 1/2 turn right.
2. Back approximately one horse length then walk to A.
3. Jog around A then extend the jog in a straight line halfway to B.
4. Lope on the left lead on the diagonal to B.  
Break to the walk and walk around B.
5. Lope on the right lead to A.
6. Break to the jog when even with A and jog around to exit.

<b>Walk</b>	-----
<b>Jog</b>	- - - - -
<b>Extended Jog</b>	— — — — —
<b>Lope</b>	
<b>Lead Change</b>	
<b>Back</b>	
<b>Marker</b>	( B )

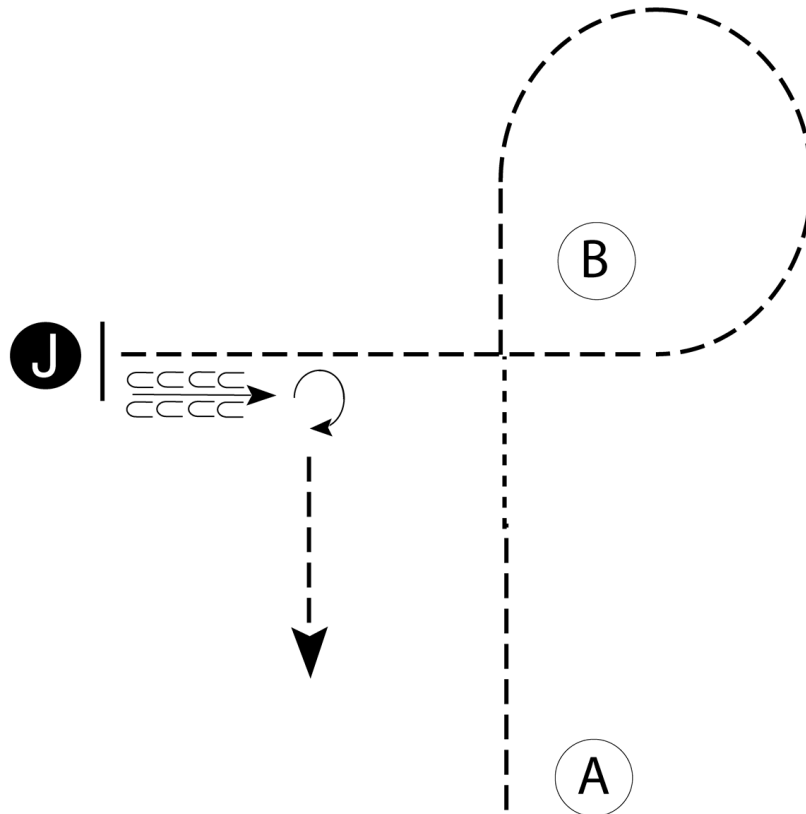
AQHA

**AMATEUR SHOWMANSHIP (052)**

Show Date: 14.-17.05.2026

w w w . H o r s e S h o w P a t t e r n s . c o m

w w w . H o r s e S h o w P a t t e r n s . c o m



Be ready at A.

1. Trot halfway to B.
2. Walk two horse lengths.
3. Trot to and around B as shown.
4. Trot to the judge. Stop and set up for inspection.
5. When dismissed, back approximately 2 horse lengths.
6. Perform a 270 degree turn and trot straight away.

Follow the instructions of your ring steward.

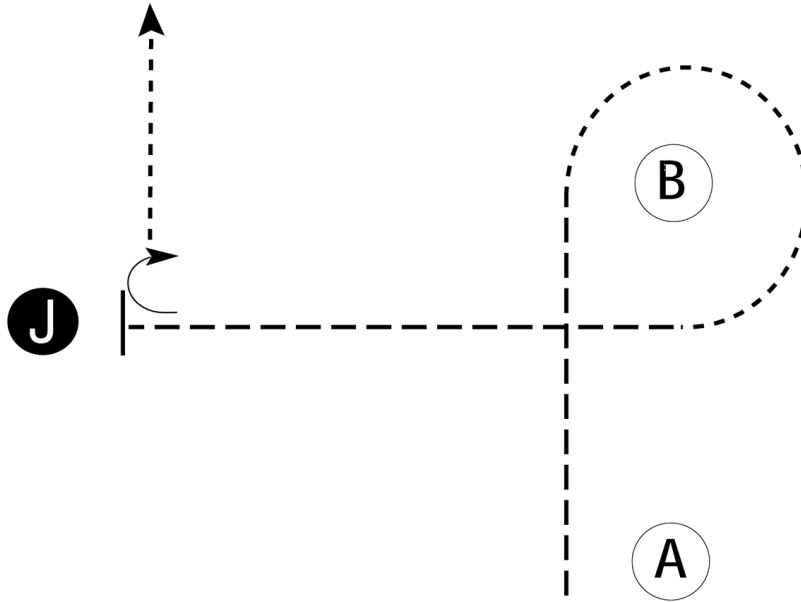
- Walk -----
- Trot - - - - -
- Back ← -----
- Marker (B)
- Judge (J)

AQHA

Show Date: 14.-17.05.2026

w w w . H o r s e S h o w P a t t e r n s . c o m


w w w . H o r s e S h o w P a t t e r n s . c o m



Be ready at A.

1. Trot from A to B.
2. Walk around B.
3. Trot from B to judge.
4. Stop and set up for inspection.
5. When dismissed, perform a 90 degree turn and walk away.

Follow the instructions of your ring steward.

Walk	-----
Trot	- - - - -
Back	← 
Marker	⊙ B
Judge	● J

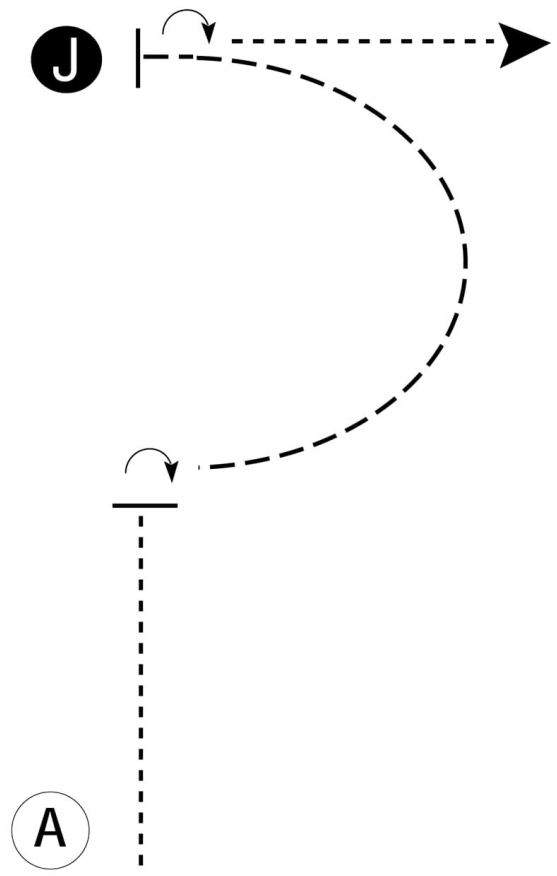
ZNS

# Youth SHOWMANSHIP (99)

Show Date: 14.-17.05.2026

w w w . H o r s e S h o w P a t t e r n s . c o m


w w w . H o r s e S h o w P a t t e r n s . c o m



Be ready at A.

1. When acknowledged, walk half the distance to Judge.
2. Stop and perform a 1/4 turn.
3. Trot in a half circle to Judge.
4. Stop and set up for inspection.
5. When dismissed, perform a 1/2 turn and walk straight away from Judge.

Follow the instructions of your ring steward.

Walk	-----
Trot	- - - - -
Back	← 
Marker	Ⓟ
Judge	Ⓝ

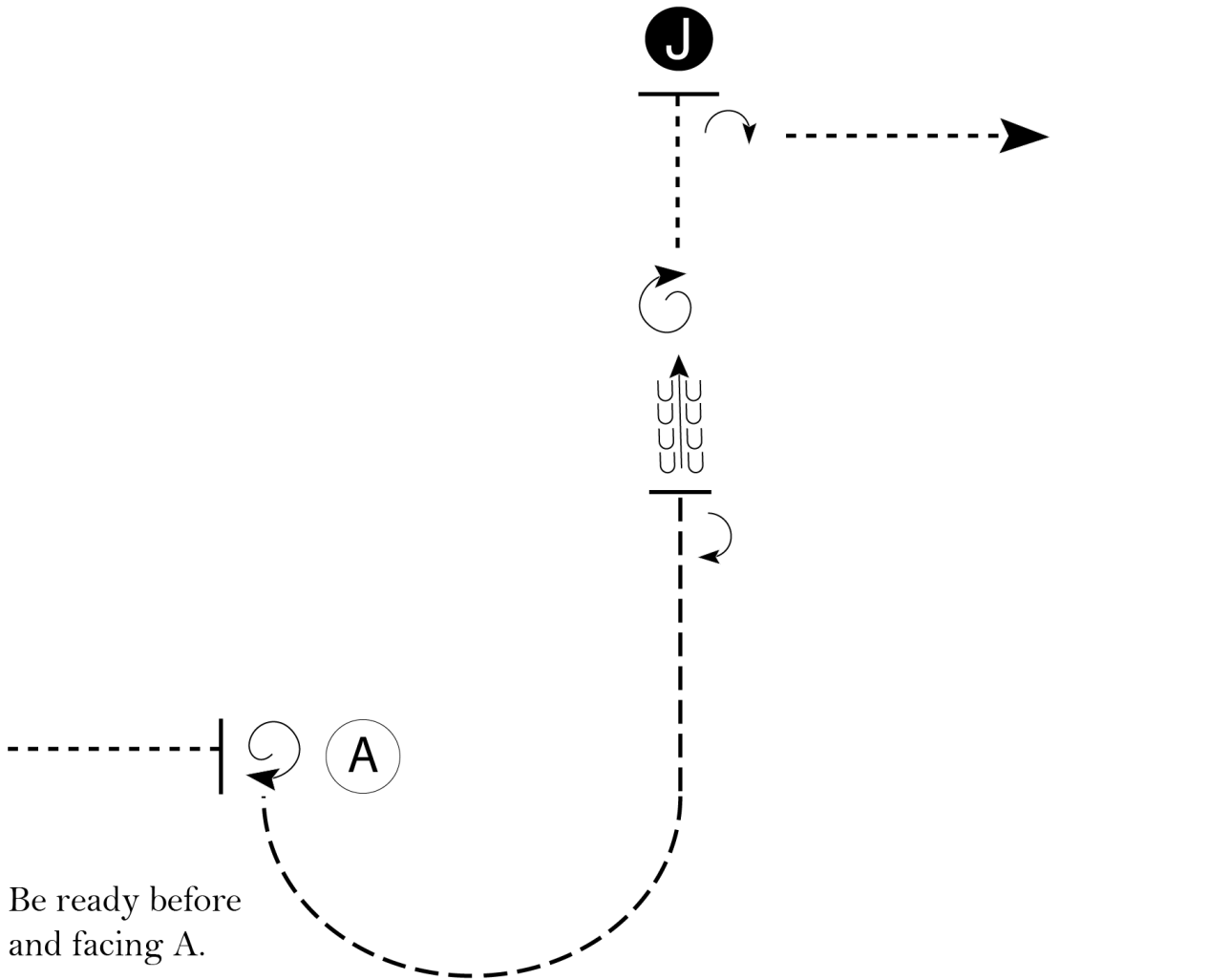
ZNS

# OPEN SHOWMANSHIP (100)

Show Date: 14.-17.05.2026

www.HorseShowPatterns.com

www.HorseShowPatterns.com



Be ready before and facing A.

1. Walk to A.
2. Stop and perform a 1 1/4 turn.
3. Trot in a half circle and halfway to Judge.
4. Stop and perform a 1/2 turn.
5. Back approximately one horse length.
6. Perform a 1 1/2 turn.
7. Walk to judge and set up for inspection.
8. When dismissed, perform a 1/4 turn and walk straight away from Judge.

<b>Walk</b>	-----
<b>Trot</b>	- - - - -
<b>Back</b>	←
<b>Marker</b>	ⓐ
<b>Judge</b>	Ⓧ

Follow the instructions of your ring steward.

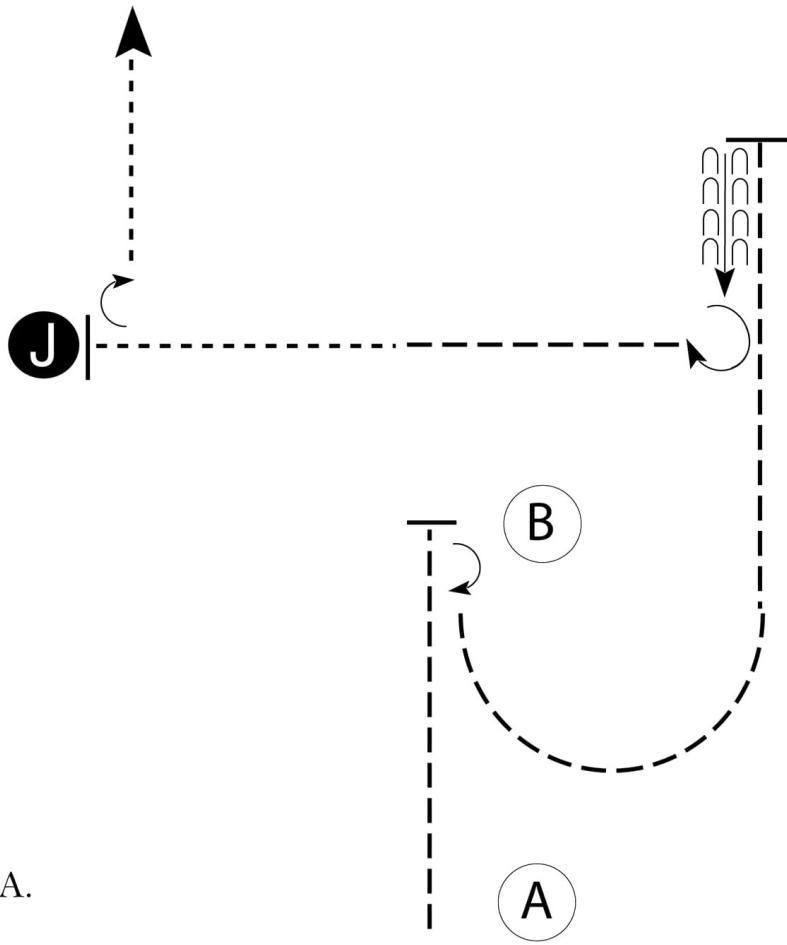
# AMATEUR SHOWMANSHIP (149)

ZNS

Show Date: 14.-17.05.2026

w w w . H o r s e S h o w P a t t e r n s . c o m


w w w . H o r s e S h o w P a t t e r n s . c o m



Be ready at A.

1. Trot to B.
2. Stop and perform a 180 degree turn.
3. Trot a half circle, then trot straight until past Judge.
4. Back until your horse's hip is even with Judge.
5. Perform a 270 degree turn.
6. Trot halfway to Judge then walk to Judge. Stop and set up for inspection.
7. When dismissed, turn 90 degrees and walk straight away.

Follow the instructions of your ring steward.

<b>Walk</b>	-----
<b>Trot</b>	- - - - -
<b>Back</b>	← 
<b>Marker</b>	Ⓚ
<b>Judge</b>	ⓐ