

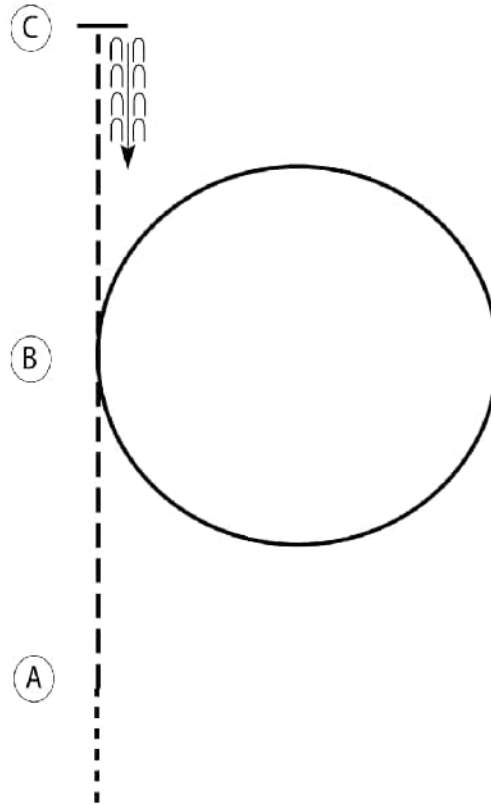
Youth HUNT SEAT EQUITATION (72)

ZNS

Show Date: 14.-17.05.2026

www.HorseShowPatterns.com

www.HorseShowPatterns.com



Be ready before A.

1. Walk to A.
2. Sitting trot from A to B.
3. At B, canter a circle to the right on the right lead.
4. At B, posting trot on the right diagonal to C.
5. Stop at C and back approximately one horse length.

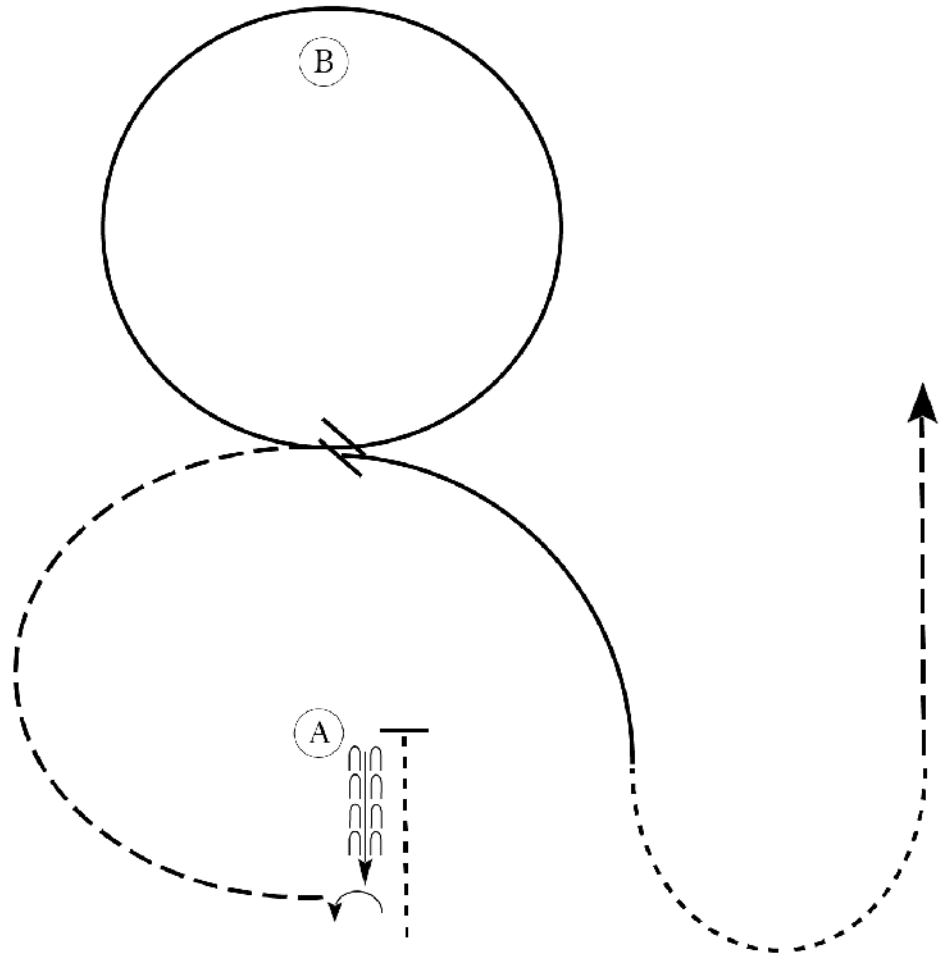
Follow the instructions of your ring steward.

Walk	-----
Trot	- - - - -
Extended Trot	=====
Canter	—————
Leg Yield	
Lead Change	↙ ↘
Back	← ← ← ← ←
Marker	⊙
Sidepass	← →
Hand Gallop	———

Open Hunt Seat Equitation (73)

ZNS

Show Date: 14.-17.05.2026



Be ready before A.

1. Walk to A. Back approximately one horse length the perform a 1/4 turn on the forehand left.
2. Posting trot on the left diagonal to center
3. Canter a circle around B on the left lead.
4. Change leads in the center and center on the right lead until even with A.
5. Walk a half circle.
6. Posting trot on the right diagonal to exit.

Follow the instructions of your ring steward.

Walk	-----
Trot	- - - - -
Extended Trot	-----
Canter	=====
Leg Yield	
Lead Change	↙ ↘
Back	← ← ← ← ←
Marker	⊙
Sidepass	◀ ▶
Hand Gallop	-----

www.HorseShowPatterns.com

www.HorseShowPatterns.com

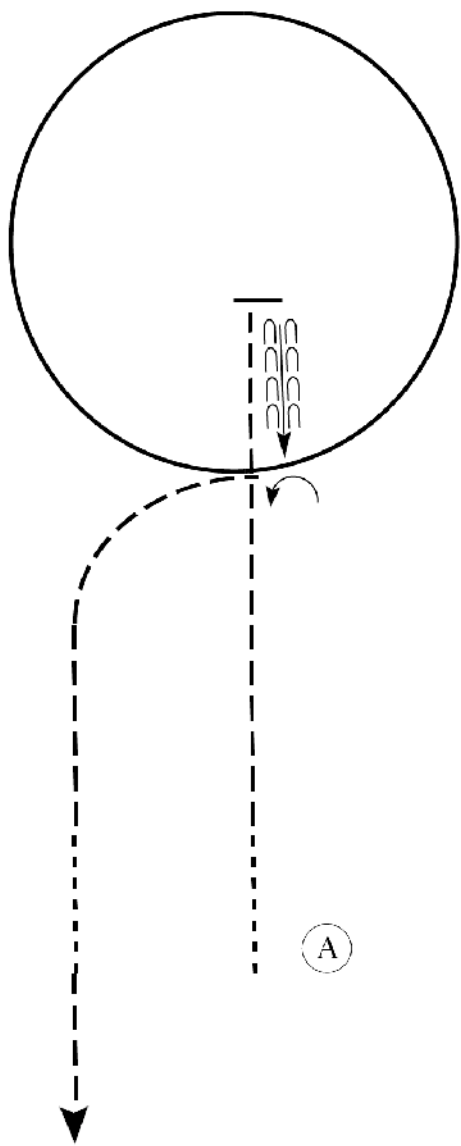
Amateur HUNT SEAT EQUITATION (74)

ZNS

Show Date: 14.-17.05.2026

www.HorseShowPatterns.com

www.HorseShowPatterns.com



Be ready at A.

1. Walk two horse lengths then posting trot on the left diagonal past the center of the arena.
2. Stop and back approximately two horse lengths.
3. Perform a 90 degree turn on the forehand to the left.
4. Canter a circle on the right lead.
5. Posting trot on the right diagonal then walk two horse lengths. Pattern is complete, exit at a sitting trot.

Walk	-----
Trot	- - - - -
Extended Trot	-----
Canter	=====
Leg Yield	
Lead Change	↙ ↘
Back	← ← ← ← ←
Marker	⊙ (B)
Sidepass	◀ ▶
Hand Gallop	-----

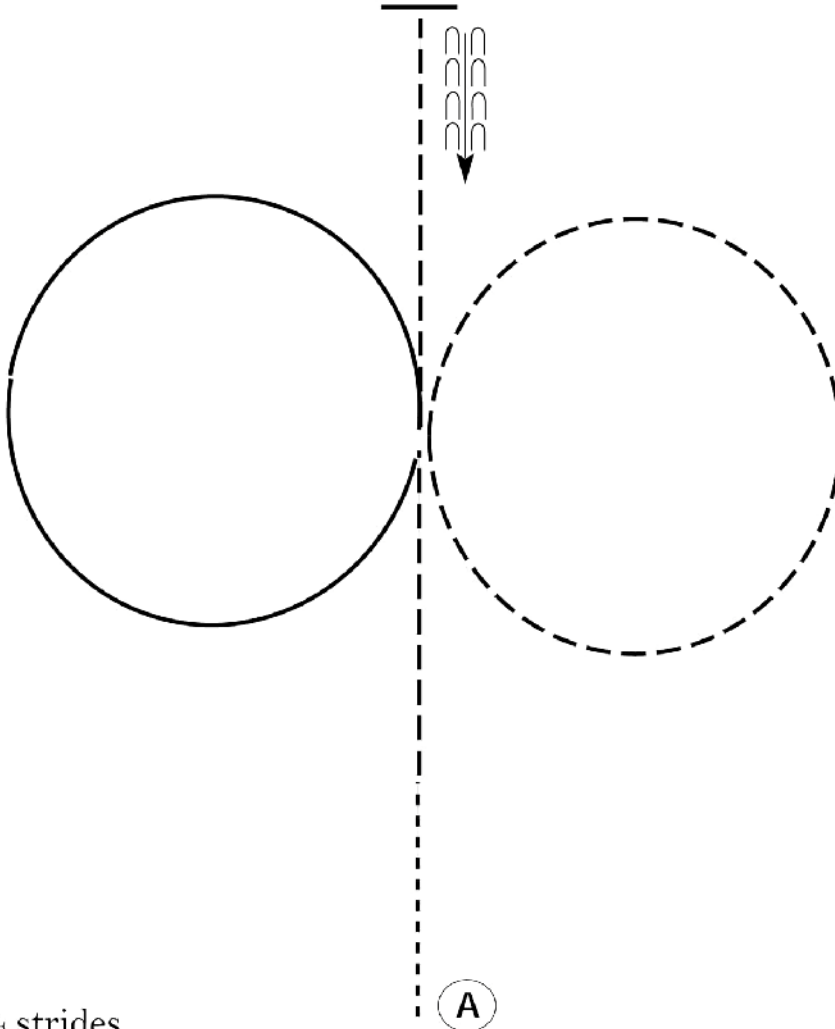
YOUTH HUNT SEAT EQUITATION (121)

AQHA

Show Date: 14.-17.05.2026

www.HorseShowPatterns.com

www.HorseShowPatterns.com



Be ready at A.

1. Walk for 3-4 strides.
2. Posting trot on the right diagonal for 6 strides.
3. Canter a circle to the left.
4. Trot a circle to the right on the left diagonal.
5. When at the center, sitting trot in a straight line for 6-8 strides.
6. Halt and back approximately one horse length.

Follow the instructions of your ring steward.

Walk	-----
Trot	- - - - -
Extended Trot	-----
Canter	—————
Leg Yield	
Lead Change	↙ ↘
Back	← ← ← ← ←
Marker	⊙ (B)
Sidepass	← →
Hand Gallop	-----

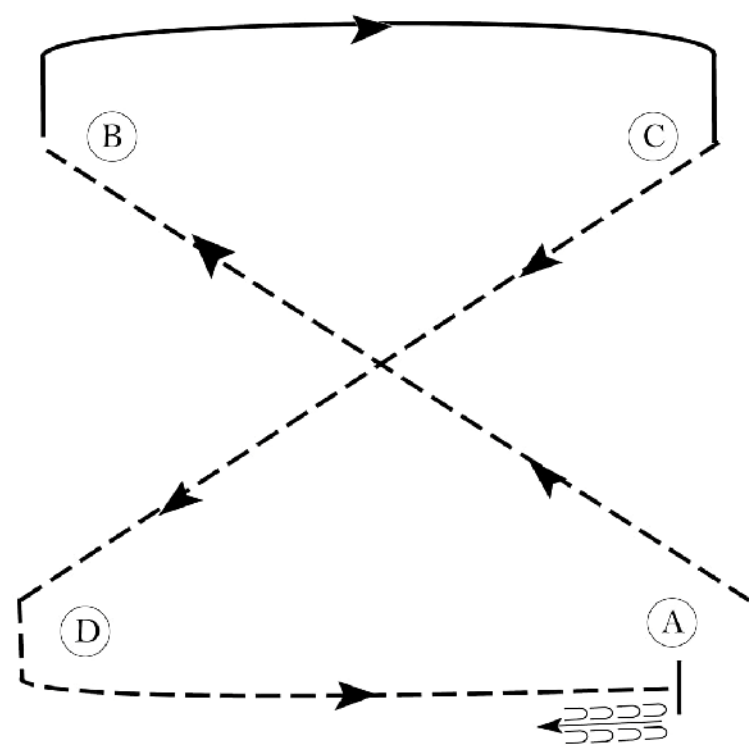
Amateur Hunt Seat Equitation (122)

AQHA

Show Date: 14.-17.05.2026

www.HorseShowPatterns.com

www.HorseShowPatterns.com



Be ready at A.

1. Posting trot on the left diagonal to B.
2. Canter on the right lead to and around C.
3. Posting trot on the right diagonal to D.
4. Sitting trot to A.
5. Halt at A and back approximately one horse length.

Exit at a sitting trot.

Walk	-----
Trot	- - - - -
Extended Trot	— — — — —
Canter	—————
Leg Yield	
Lead Change	— / —
Back	←←←←←
Marker	⊙
Sidepass	← — — — — →
Hand Gallop	— — — — —

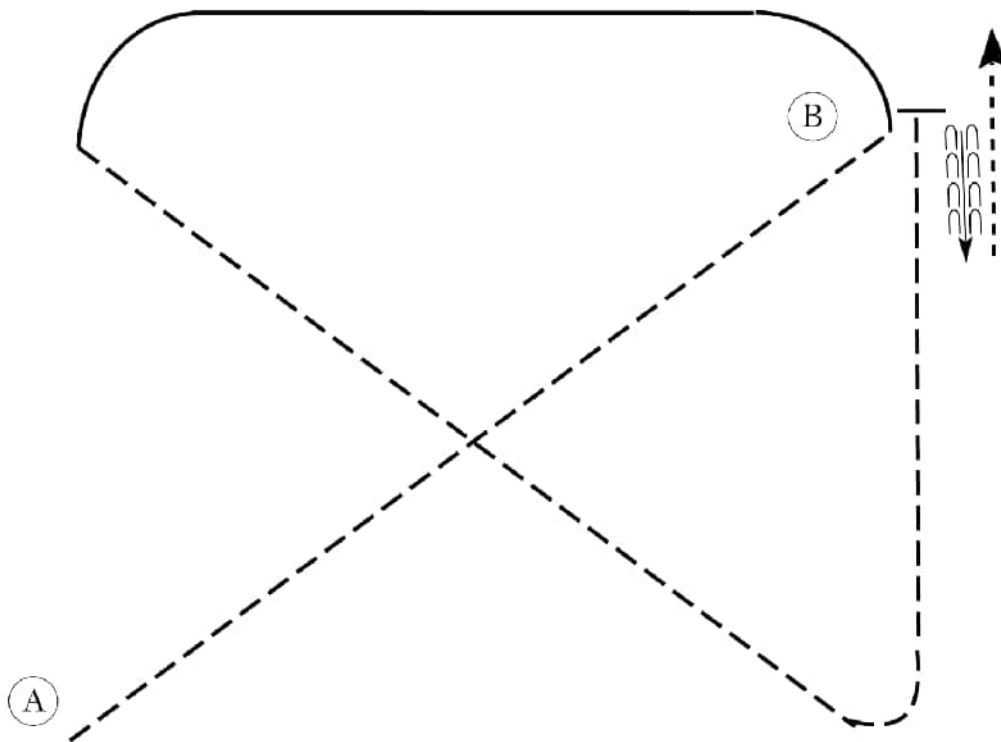
NP HUNT SEAT EQUITATION (123)

AQHA

Show Date: 14.-17.05.2026

www.HorseShowPatterns.com

www.HorseShowPatterns.com



Be ready at A.

1. Sitting trot halfway to B.
2. Posting trot on the right diagonal to B.
3. Canter on the left lead from B across the arena..
4. Round the arena, then break to a left diagonal posting trot across the arena.
5. Sitting trot in a straight line to B.
6. Halt at B and back approximately one horse length.
7. Demonstrate a forward walk in a straight line from B for at least two horse lengths.

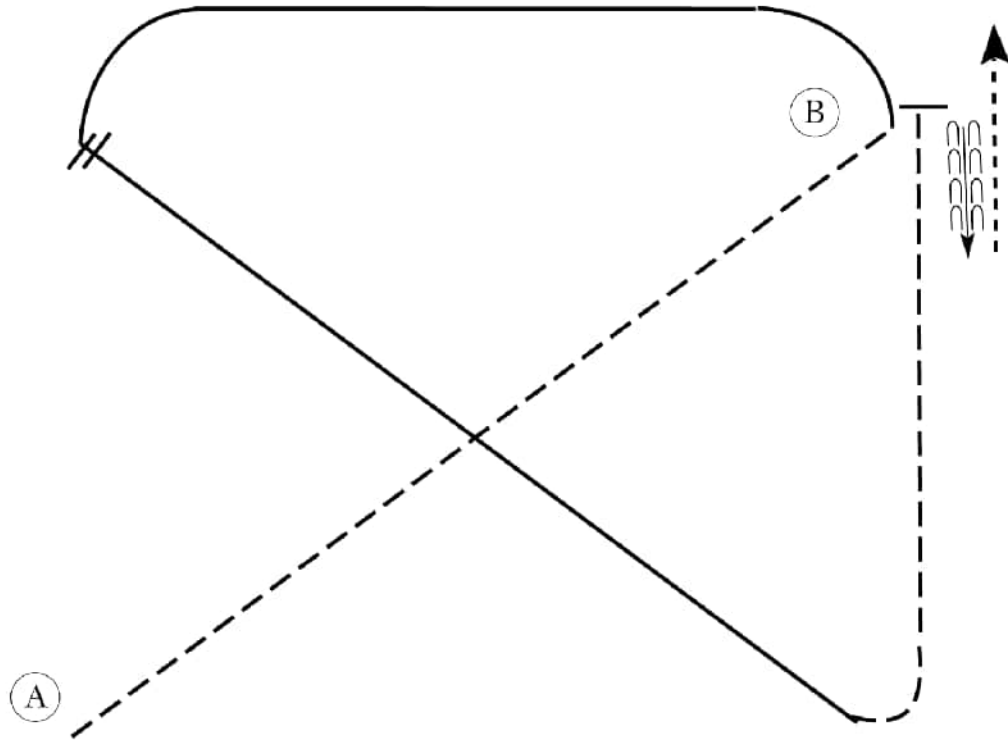
Follow the instructions of your ring steward.

Walk	-----
Trot	-----
Extended Trot	-----
Canter	-----
Leg Yield	
Lead Change	---/---
Back	←←←←
Marker	Ⓚ
Sidepass	←←
Hand Gallop	-----

AQHA

OPEN HUNT SEAT EQUITATION (124)

Show Date: 14.-17.05.2026



Be ready at A.

1. Sitting trot halfway to B.
2. Posting trot on the right diagonal to B.
3. Canter on the left lead from B across the arena..
4. Round the arena, then change leads.
5. Canter on the right lead on the diagonal.
6. Break to a trot on the left diagonal in a straight line to B.
7. Halt at B and back approximately one horse length.
8. Demonstrate a forward walk in a straight line from B for at least two horse lengths.

Follow the instructions of your ring steward.

Walk	-----
Trot	- - - - -
Extended Trot	=====
Canter	—————
Leg Yield	
Lead Change	↘ ↙
Back	←←←←←
Marker	⊙ B
Sidepass	←←←
Hand Gallop	—————

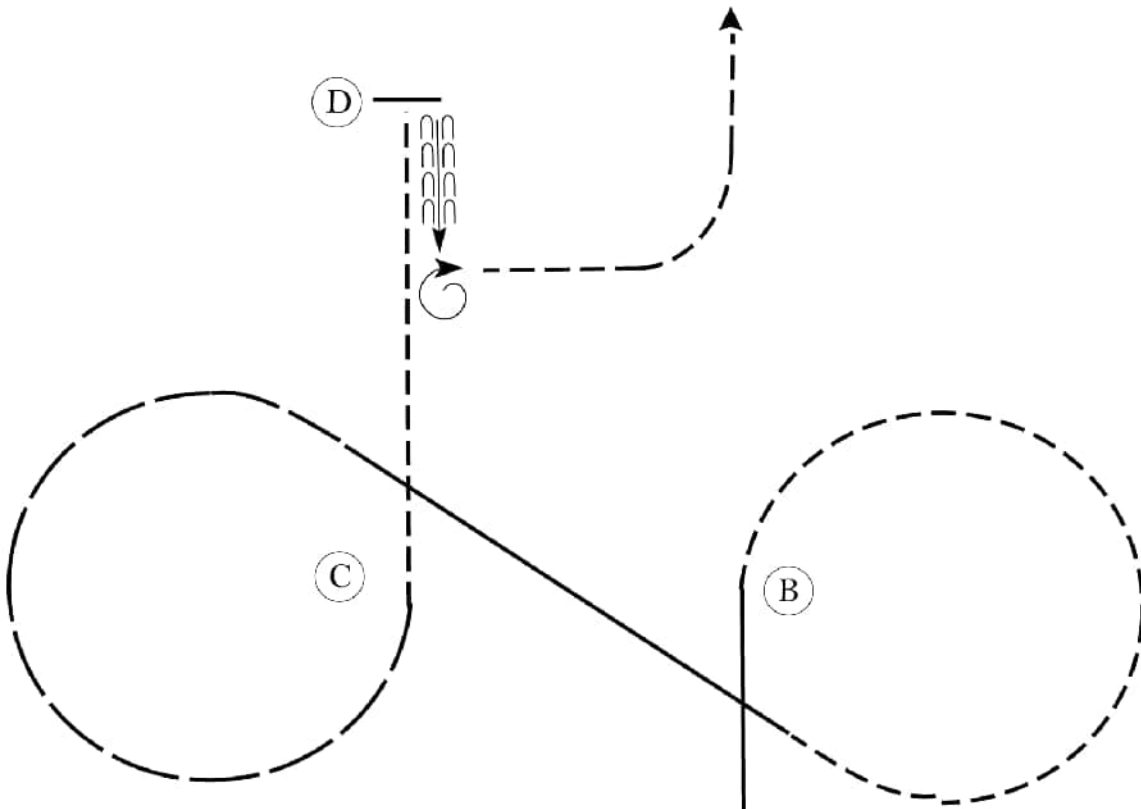
www.HorseShowPatterns.com

www.HorseShowPatterns.com

Open HUNT SEAT EQUITATION (169)

ZNS

Show Date: 14.-17.05.2026



Be ready before A.

1. Walk to A.
2. Canter on the right lead to B.
3. Posting trot a circle to the right.
4. When even with B, canter on the left lead to C.
5. At C, hand gallop a circle to the left.
6. Trot on the right diagonal from C to D.
7. Stop at D and back approximately one horse length.
8. Perform a 1 1/4 turn to the right on the forehand.

Exit at a sitting trot.
Follow the instructions of your ring steward.

Walk	-----
Trot	-----
Extended Trot	-----
Canter	-----
Leg Yield	
Lead Change	↘ ↙
Back	← ← ← ← ←
Marker	⊙
Sidepass	← →
Hand Gallop	-----

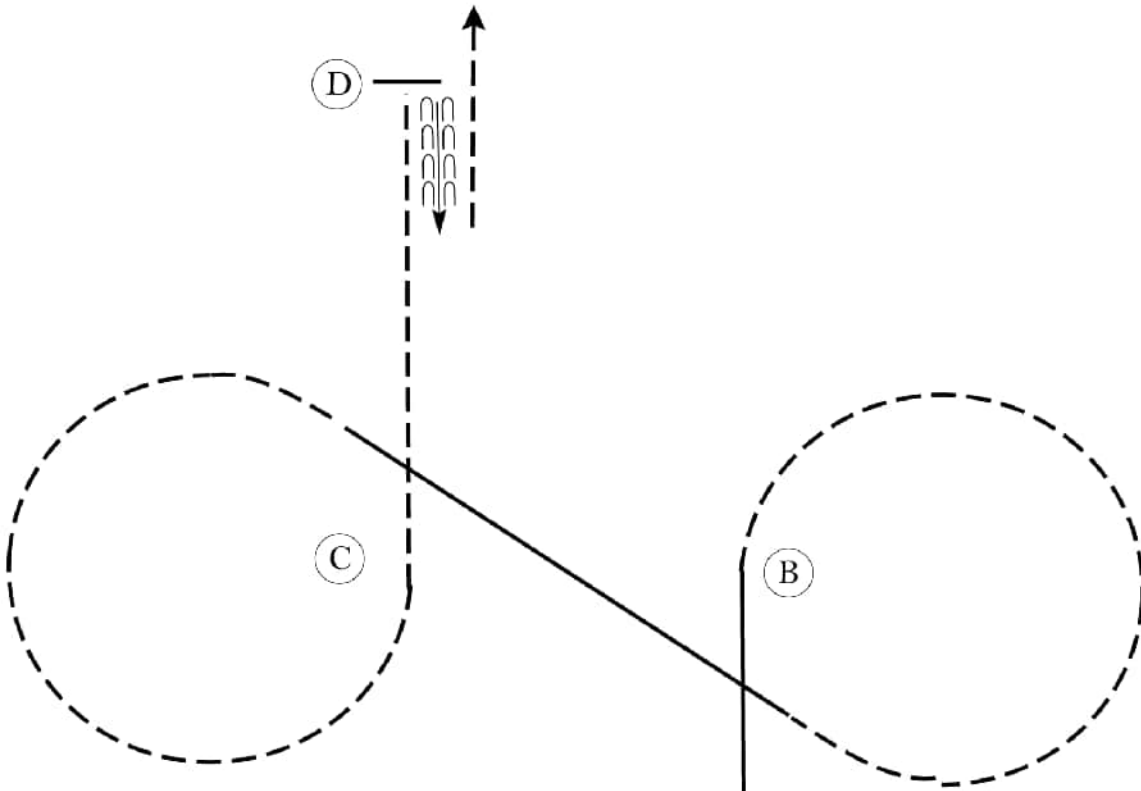
www.HorseShowPatterns.com

www.HorseShowPatterns.com

AMATEUR HUNT SEAT EQUITATION (170)

ZNS

Show Date: 14.-17.05.2026



Be ready before A.

1. Walk to A.
2. Canter on the right lead to B.
3. Posting trot a circle to the right on the left diagonal.
4. When even with B, canter on the left lead to C.
5. At C, posting trot a circle to the left on the right diagonal.
6. Sitting trot from C to D.
7. Stop at D and back approximately one horse length.

Exit at a sitting trot.

Follow the instructions of your ring steward.

Walk	-----
Trot	- - - - -
Extended Trot	-----
Canter	—————
Leg Yield	
Lead Change	↖ ↗
Back	← ← ← ← ←
Marker	(B)
Sidepass	← →
Hand Gallop	-----

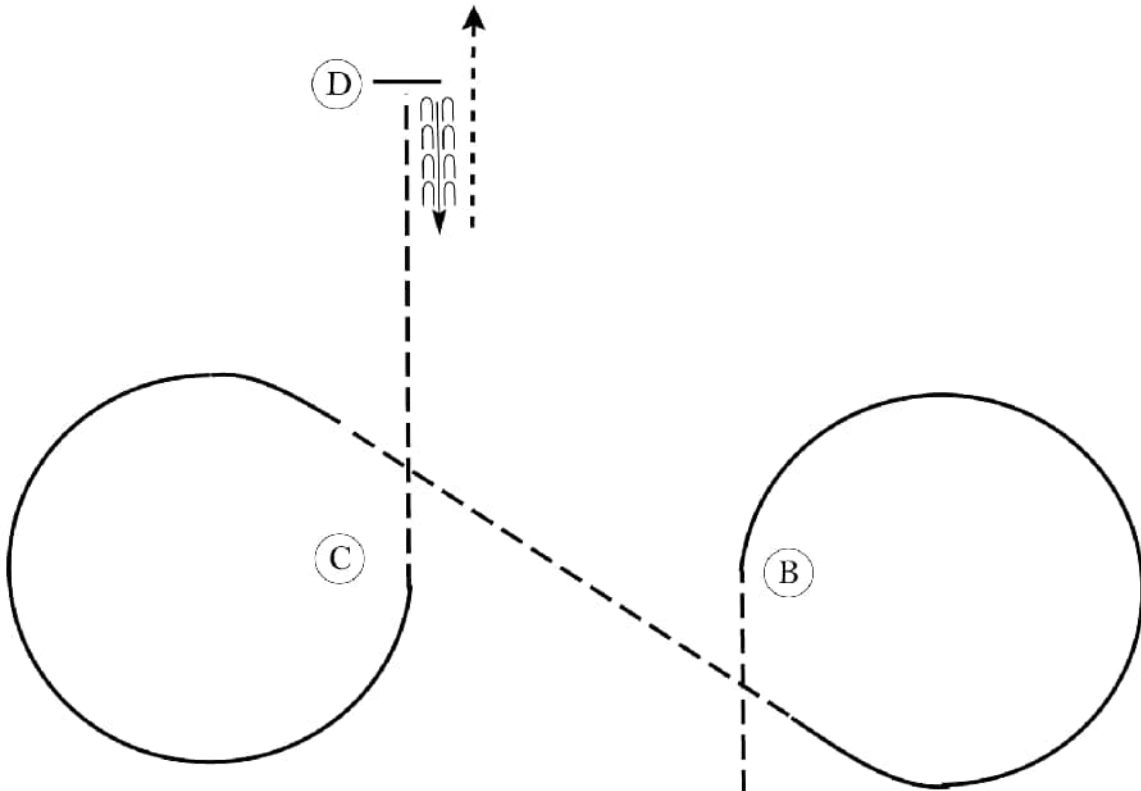
www.HorseShowPatterns.com

www.HorseShowPatterns.com

Youth HUNT SEAT EQUITATION (171)

ZNS

Show Date: 14.-17.05.2026



Be ready before A.

1. Walk to A.
2. Posting trot on the left diagonal to B.
3. At B, canter a circle to the right.
4. When even with B, sitting trot to C.
5. At C, canter a circle to the left.
6. Posting trot on the right diagonal from C to D.
7. Stop at D and back approximately one horse length.

Exit at a walk.

Follow the instructions of your ring steward.

Walk	-----
Trot	-----
Extended Trot	-----
Canter	-----
Leg Yield	
Lead Change	↙ ↘
Back	← ← ← ← ←
Marker	(B)
Sidepass	← →
Hand Gallop	-----

www.HorseShowPatterns.com

www.HorseShowPatterns.com